




Product Accessories

| | Model # | Accessory Description | Associated Model(s) | Dimensions | Prod. Wt. | Page # | Images |
|-------------------|--------------|-------------------------------|------------------------------|--------------------------------|-----------|--------|---|
| AMPLIFIERS | GSRVC | Remote Volume Control | Gold Seal Amps | 2-3/4" W x 4-1/2" H x 1-3/8" D | 1 lb. | 25 |  |
| | GSTRC | Gold Seal Security Cover | Gold Seal Amps | 14-3/4" W x 3-1/2" H x 1" D | 1 lb. | 25 | |
| | PVSC | Power Vector Security Cover | V-Series Amps | 15-1/2" W x 3-1/8" H x 1/2" D | 1 lb. | 22 | |
| | RVCP | Remote Volume Control | V- & WV-Series Amps | 1-3/4" W x 4" H | 1 lb. | 22, 24 | |
| | TL100 | 1:1 Ratio Plug-In Transformer | BPA60/HTA125A/HTA250A/MT250D | 1" dia. x 1-1/4" D | 1 lb. | 29 | |
| | TL600 | Plug-In: 600 ohms Transformer | BPA60/HTA125A/HTA250A/MT250D | 1" dia. x 1-1/4" D | 1 lb. | 29 | |

| | Model # | Accessory Description | Associated Model(s) | Dimensions | Prod. Wt. | Page # | Images |
|----------------------|-------------------------|---------------------------------------|------------------------------|----------------------------------|-----------|-----------|--|
| MOUNTING KITS | BBF | Back Box for Flush Mounting | WV-Series | 14-1/2" W x 24-3/4" H x 3-7/8" D | 12 lb. | 24 |  |
| | BBS | Back Box for Surface Mounting | WV-Series | 16-1/4" W x 26-3/4" H x 3-7/8" D | 16 lb. | 24 | |
| | BC1 | Beam Clamp | Horn Loudspeakers | 2-1/8" W x 2" H x 3/4" D | 1 lb. | 4, 13, 14 | |
| | CK10 | Cable Kit | HFCS1/OCS1/OPS1 | 10 feet long | 1 lb. | 2, 16, 17 | |
| | FGSM (W) | Swivel Mount | FG15/FG20S/FG30 | 4-1/8" W x 4" H x 5-1/2" D | 1 lb. | 15 | |
| | GSRPK | Rack Kit | Gold Seal Series Amps | 1-1/4" W x 3-1/2" H x 10-1/4" D | 2 lb. | 25 | |
| | RK78 | Rack Panel Kit | CR100A | 19" W x 3-1/2" H x 7" D | 3 lb. | 43 | |
| | RMPWMK3 | Remote Panel Mounting Kit | PM3000/PM3180 | 9-1/8" W x 4-3/4" H x 3/4" D | 1 lb. | 31 | |
| | RPK35B | Rack Panel Kit | C10/C20 (MOH)/CAM2 | 19" W x 3-1/2" H x 6-1/2" D | 3 lb. | 26, 33 | |
| | RPK46A | Rack Mount Kit | TP30D | 2-1/4" W x 1-3/4" H x 4-1/4" D | 1 lb. | 41 | |
| | RPK47 | Rack Mount Kit | RM350D | 3-1/2" W x 3-1/2" H x 2-7/8" D | 1 lb. | 42 | |
| | RPK50 | Rack Mount Kit | C35/C60/C100 | 2-1/2" W x 3-1/2" H x 2-1/8" D | 1 lb. | 26 | |
| | RPK53 | Rack Mount Kit | BPA60 | 2" W x 3-1/2" H x 1" D | 1 lb. | 29 | |
| | RPK79 | Rack Mount Kit | PM3000/PM3180 | 1" W x 5-1/4" H x 3-1/2" D | 1 lb. | 31 | |
| | RPK82 | Rack Mount Kit | TPU35B/60B/100B | 3" W x 8-3/4" H | 1 lb. | 30 | |
| | RPK84 | Rack Mount Kit | PCM2000 | 7" W x 8" H | 2 lb. | 35 | |
| | RPK86 | Rear Rack Support Brackets | M-Class/Black Max Amplifiers | 3-3/4" W x 3-1/2" H | 1 lb. | 27, 28 | |
| | RPK87 | Rack Mount Kit | V-Series | 1" W x 3-1/2" H x 3-3/4" D | 1 lb. | 22 | |
| | SMTB | Tile Bridge for Easy Install Speakers | SM1EZ/SM4T | 4-3/8" W x 1-1/4" H x 23-3/4" D | 5 lb.* | 3 | |
| | TBCR | Tile Bridge Support Ring | HFCS1/OCS1 | 17" W x 1-1/8" H x 24" D | 2 lb. | 2, 16 | |
| WMAD | Door for WV-Series Amps | WV-Series | 16-1/4" W x 26-3/4" H x 1" D | 9 lb. | 24 | | |
| WMK1 | Wall Mounting Kit | C10/C20 (MOH)/CAM2 | 14-1/2" W x 16" H x 4" D | 10 lb. | 26, 33 | | |

| | Model # | Accessory Description | Associated Model(s) | Dimensions | Prod. Wt. | Page # | Images |
|------------------------|---------------|-------------------------------|---------------------|--------------------------------|-----------|--------|---|
| PAGING/INTERCOM | 2518 | 18-Gauge Connector | PI35A/SI35A | 5/8" W x 1/4" H x 3/4" D | 1 lb. | 48 |  |
| | 2520 | 20-Gauge Connector | PI35A/SI35A | 5/8" W x 1/4" H x 3/4" D | 1 lb. | 48 | |
| | 2522 | 22-Gauge Connector | PI35A/SI35A | 5/8" W x 1/4" H x 3/4" D | 1 lb. | 48 | |
| | CA10A | Call-In Switch | PI35A/SI35A | 2-3/4" W x 4-1/2" H x 2" D | 1 lb. | 48 | |
| | CA11A | Call Privacy Switch | PI35A/SI35A | 2-3/4" W x 4-1/2" H x 1-3/4" D | 1 lb. | 48 | |
| | CA17 | Call-In Switch | PI35A/SI35A | 2-3/4" W x 4-1/2" H x 1" D | 1 lb. | 48 | |
| | PCMPS2 | 12V DC/1.5A Power Supply | PCM2000 | 2-5/8" W x 3-3/8" H x 2-3/4" D | 1 lb. | 35 | |
| | SBA225 | 25-Key Station Panel Selector | SI35A | 19" W x 1-3/4" H x 1-1/4" D | 2 lb. | 48 | |
| | SCR25A | Call-In Module | SBA225/SI35A | 16-3/4" W x 1-1/4" H x 4" D | 2 lb. | 48 | |
| | TB10A | Paging Adapter | TP-AP Series | 4-3/4" W x 1-7/8" H x 6-3/8" D | 2 lb. | 49 | |
| | TL158 | Insertion Tool | PI35A/SI35A | 2" W x 3-1/4" H x 1" D | 1 lb. | 48 | |
| | TWK351 | 2-Wire Call-In Adapter Kit | PI35A/SI35A | 5-1/2" W x 4" H x 2-1/4" D | 2 lb. | 48 | |

| | Model # | Accessory Description | Associated Model(s) | Dimensions | Prod. Wt. | Page # | Images |
|--------------|--------------|-----------------------------------|-----------------------|---------------------------------|-----------|--------|---|
| MISC. | AFDS2 | Automatic Failure Detector Sensor | Amplifiers | 19" W x 3-1/2" H x 7-1/2" D | 8 lb. | -- |  |
| | ASTB4 | Electrical Cover | A-Series | 2-7/8" W x 1-7/8" H x 2-3/16" D | 1 lb. | 18 | |
| | MRCA3 | Mono 3 ft. RCA Cable | Music & Input Sources | 3 feet long | 1 lb. | -- | |
| | MRCA6 | Mono 6 ft. RCA Cable | Music & Input Sources | 6 feet long | 1 lb. | -- | |
| | SRCA6 | Stereo 6 ft. RCA Cable | Music & Input Sources | 6 feet long | 1 lb. | -- | |
| | VHSK | V-Hub Security Kit | V-Hub | 6 feet long | 1 lb. | 51 | |

*Weight based on 5 per pack

PHONE OR FAX YOUR ORDER, TOLL-FREE!
 TEL: 1-800-999-2809 • FAX: 1-800-999-9046

BOGEN®