

WRS/WRP Series Low-Profile Wall-Mount Racks

TIA/EIA Compliant



www.middleatlantic.com

WRS/WRP Series 19" low-profile wall-mount racks allow vertical equipment mounting for space efficiency and aesthetics

Features

- 23" useable equipment depth (vertical)
- Available in three racking heights: 4, 6 and 8 space
- Locking hinged top and separately locking hinged body
- 1/2" and 1 1/2" laser knockouts in the backpan top and bottom
- 3" x 12" laser KO in body of backpan
- Two bottom located fan mounting positions with guards (fans not included)
- Vented front for cooling
- Adjustable front rackrail provides 20" to 23" useable equipment depth
- Available in a durable black textured powder coat with solid top cover (WRS), or putty finish with plexi top cover (WRP)



Architects' and Engineers' Specifications

EIA compliant 19" low-profile wall-mount rack shall be Middle Atlantic Products/DataTel model number WR_ _ (refer to chart). Body and backpan of rack shall be constructed of 18-gauge steel, rackrail shall be 11-gauge steel with threaded 10-32 holes in universal EIA spacing and accommodate __ (4, 6 or, 8, refer to chart) useable rackspace, mounting brackets shall be 14-gauge steel, hinged top shall be _____ (16-gauge steel or 16-gauge steel with plexiglass window, refer to chart), hinged top and center section shall be locking and separately keyed. Rack shall be phosphate pre-treated and finished in a durable _____ (black or putty, refer to chart) powder coat. Weight capacity shall be 150 lbs. Electrical knockouts in backpan shall accommodate 1/2" and 1-1/2" conduit, laser knockout on backpan shall accommodate larger cable bundles. Rack shall be of fully welded construction.

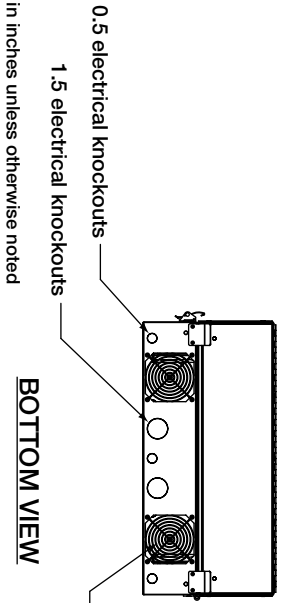
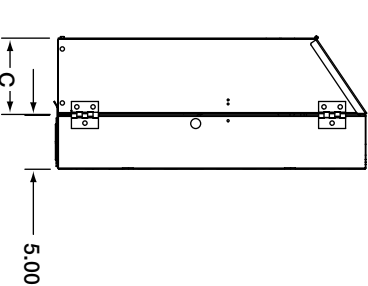
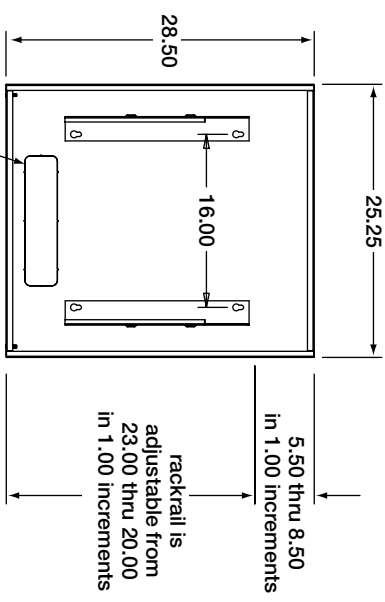
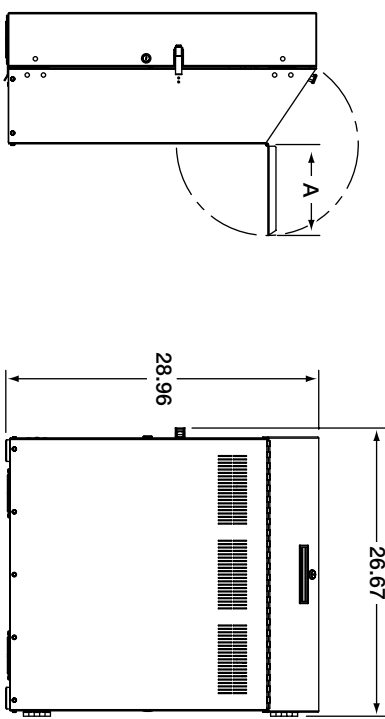
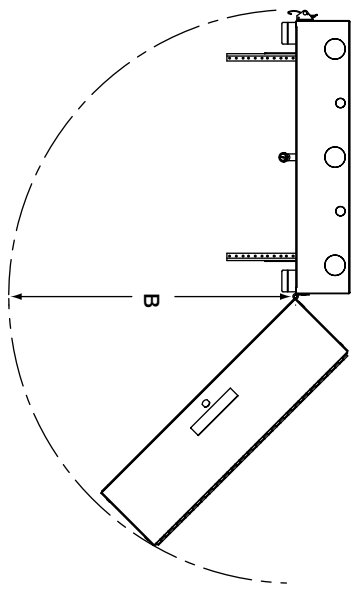
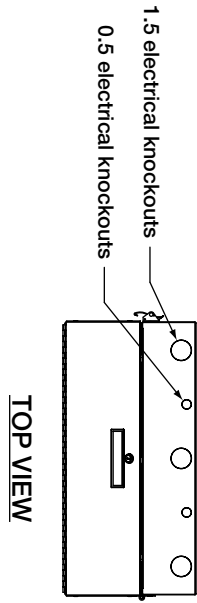
OPTIONS

- Keyless latch - replaces keylock, fits top and center section, part # LATCH
- HCM Series horizontal cable managers



Engineered Mounting Solutions for Low Voltage Applications

WRS/WRP Series Basic Dimensions



5.50 thru 8.50
in 1.00 increments

rackrail is
adjustable from
23.00 thru 20.00
in 1.00 increments

PART #	"A"	"B"	"C"	RACKING HEIGHT/ RACK SPACES	TOP COVER	FINISH
WRP-4	4.70	25.88	3.63	7.0 / 4 SP	PLEXIGLASS	PUTTY
WRP-6	8.56	26.50	7.13	10.5 / 6 SP	PLEXIGLASS	PUTTY
WRP-8	11.56	27.75	10.63	14 / 8 SP	PLEXIGLASS	PUTTY
WRS-4	4.70	25.88	3.63	7.0 / 4 SP	SOLID STEEL	BLACK
WRS-6	8.56	26.50	7.13	10.5 / 6 SP	SOLID STEEL	BLACK
WRS-8	11.56	27.75	10.63	14 / 8 SP	SOLID STEEL	BLACK

All dimensions are in inches unless otherwise noted