

# WIREMOLD



## AL5200 Aluminum Raceway

### Architectural Aluminum Raceway



**A**luminum Raceway is sleek, clean and attractive. Integrated into casework or lab furniture or installed as baseboard, these raceways distribute communication and power wiring while maintaining aesthetics. The satin anodized finish is designed for both good looks and easy service. The “hi-tech” appearance makes this raceway an attractive choice for contemporary spaces. The aluminum systems compliment the decor in commercial offices, laboratories, and healthcare facilities.



*Standard devices installed in aluminum raceway mounted under reagent shelf in medical center lab.*

#### Features & Benefits

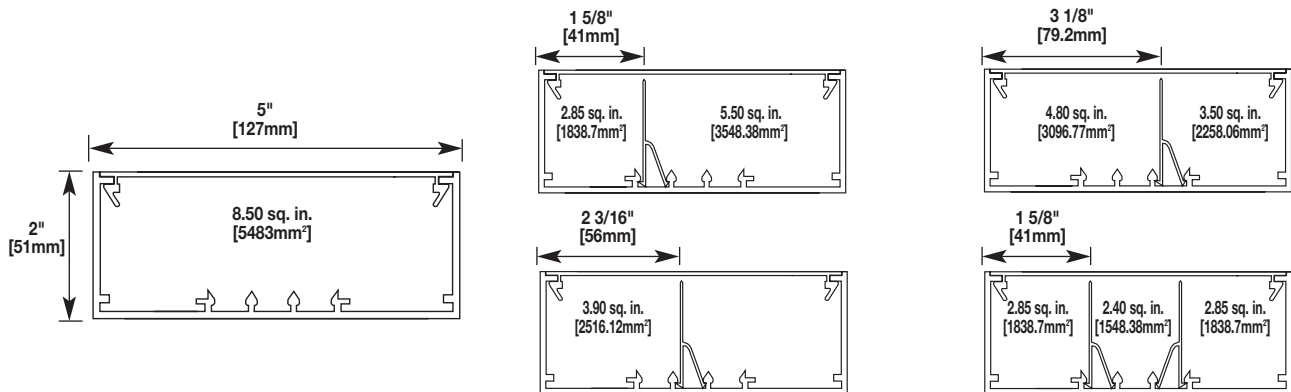
- **Attractive, snap-together aluminum.** Compliments decor in commercial offices, laboratories, and healthcare facilities. Enables quick and easy circuit modifications or additions.
- **Satin anodized finish.** Good-looking appearance, resists corrosion and is easy to clean and maintain.
- **Field installed divider for multiple wiring channels.** (Undivided design also available.) Permits separation of power and voice/data communication wiring or breakout of “clean” power from standard power circuits.
- **Numerous raceway channel configurations.** Able to accommodate your specific cable capacity requirements.
- **Accommodates most standard flush mounted switches and receptacles.** Accepts devices up to 30 amperes to meet any job requirement.
- **Full line of fittings.** Provides a complete installation and interconnection to existing wiring or other raceways.
- **Datacom connectivity options.** Accepts industry standard and proprietary devices from a wide range of manufacturers to provide a seamless and aesthetically pleasing interface for voice, data, audio, and video applications at the point of use.
- **UL5 and ADA compliant.** Raceway and fittings meet UL5 specifications and can be installed in conformance with ADA requirements.
- **UL and cUL Listed component raceways.** File E73943 Guide RJBT, Fittings: File E74343 Guide RJPR. Meets Article 386 of NEC and meets Section 12-600 of CEC.



## AL5200 Raceway Base, Cover & Divider

Catalog No./Item	Description/Specifications	Catalog No./Item	Description/Specifications
<b>AL5200B-5</b> <b>AL5200B-10</b>	<b>Base</b> – Heavy #6063-T5 extruded aluminum, satin anodized finish, .080" [20mm] wall thickness. Base has four ribs for snap-in divider. Packed eight 5' [1.5m] lengths or four 10' [3m] lengths per carton.	<b>AL5200D-5/ AL5200D-10</b>	<b>Divider</b> – Extruded .050" thick aluminum. Available in eight 5' [1.5m] lengths or four 10' [3m] lengths per carton.
<b>AL5200C-5/ AL5200C-10</b>	<b>Cover</b> – Heavy #6063-T5 extruded aluminum, satin anodized finish, .075" [1.9mm] wall thickness. Packed eight 5' [1.5m] lengths or four 10' [3m] lengths per carton.		

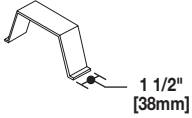
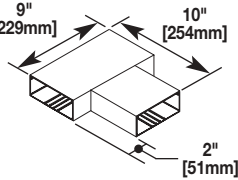
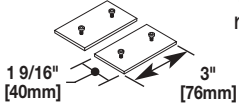
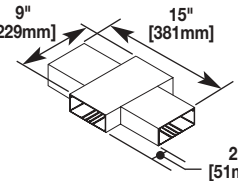
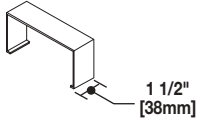
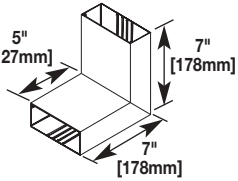
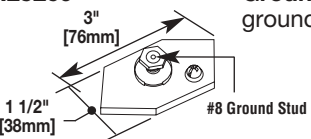
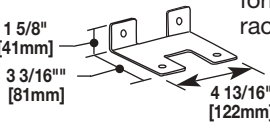
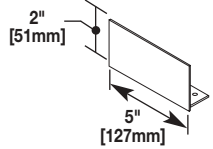
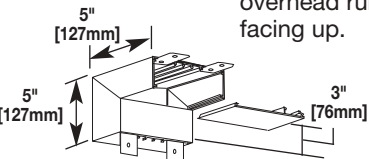
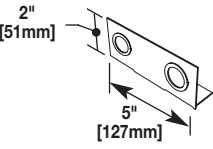
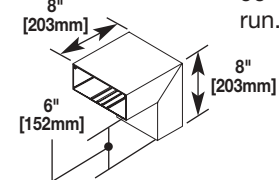
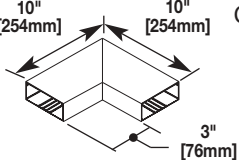
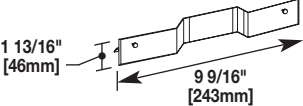
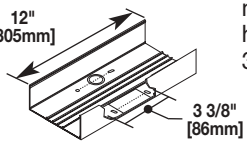
## Raceway Dimensions




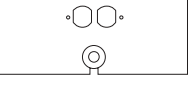
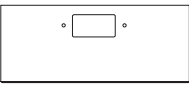
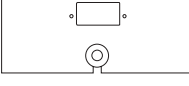

Raceway may be configured in single or multiple channels in several versatile ways to accommodate power, data, or communications wiring.

**NOTE:** Cross sectional area of each compartment indicated.

## AL5200 Raceway Fittings

Catalog No./Item	Description/Specifications	Catalog No./Item	Description/Specifications
AL5200WC	<p><b>Wire Retainer</b> – Used for holding conductors in place in long raceway runs. Snaps into grooves in raceway.</p> <p>AL5200WC Full AL5200WC2 1/4 AL5200WC3 1/2 AL5200WC4 3/4</p> 	AL5215	<p><b>Tee</b> – For branch connection of two runs of AL5200 Raceway. Includes set screw couplings.</p> 
AL5201	<p><b>Coupling</b> – Set screw couplings. Two are used for attaching in-line raceway sections.</p> 	AL5216	<p><b>Cross</b> – For cross through connection in a raceway run. Couplings furnished.</p> 
AL5206	<p><b>Cover Clip (Spring Steel)</b> – To cover joint where lengths of cover or base come together.</p> 	AL5217	<p><b>Internal Elbow</b> – For making an internal turn in a raceway run. Couplings furnished.</p> 
AL5209	<p><b>Ground Clamp</b> – For equipment grounding conductor.</p> 	AL5217A	<p><b>Internal Corner Coupling</b> – For butting two raceway sections to form an internal 90° turn in a raceway run.</p> 
AL5210B	<p><b>Blank End Fitting</b> – Used for covering ends of raceway.</p> 	AL5217N	<p><b>Inverted Internal Elbow</b> – For connecting a vertical run of AL5200 with a horizontal overhead run with its cover facing up.</p> 
AL5210B1 AL5210B2 AL5210B3	<p><b>End Fitting</b> – With single or multiple concentric 1/2" and trade size KOs for conduit 3/4" connections. (AL5210B1 and AL5210B3, not shown, have one and three KOs respectively.)</p> 	AL5218	<p><b>External Elbow</b> – For making a 90° external turn in a raceway run. Slide couplers included.</p> 
AL5211	<p><b>90° End Fitting</b> – For making a flat turn in a raceway run. Couplings furnished.</p> 	AL5260	<p><b>Offset Divider</b> – To allow device offsets and to extend over ribs in the raceway base. Snap fits into base.</p> 
AL5214	<p><b>Outlet Box Adapter</b> – For feeding raceway from a wall mounted outlet box. Rectangular hole cut and concentric 1/2" and 3/4" trade size KOs.</p> 		

## AL5200 Raceway Device Plates

Catalog No./Item	Description/Specifications		Catalog No./Item	Description/Specifications	
AL5246-B	<b>Blank Device Plate</b> – To cover 12" [305mm] section of raceway.* 		AL5256-ACTLPB	<b>Activate Low Profile Bezel (LPB) Device Plate</b> – For installation of Activate connectivity devices on other connectivity devices. • Low profile bezel included.	ORT P&S OPEN
AL5246-D	<b>Duplex Receptacle Cover</b> – For standard duplex devices.* • Accepts 106 Frame.	ORT P&S OPEN	AL5256-ACT2LP	<b>Activate Device Plate</b> – • For high density installation of Activate connectivity devices or other connectivity devices. • Two low profile bezels installed in aluminum cover.	ORT P&S OPEN
AL5246-DD	<b>Double Duplex Device Plate</b> – For installing a 15A and 20A duplex receptacles or duplex style communication devices. • Accepts 106 Frame.	ORT P&S OPEN	AL5256-ACTMAB	<b>Activate 6A Mini Adapter Bezel Cover Plate</b> – Supplied with bezel to accommodate: • Activate & open communication inserts.	ORT P&S OPEN
AL5246-DZ	<b>Duplex Receptacle and Mouse Hole Device Plate</b> – Grommated cable access at duplex receptacle location.* 		AL5256-DABRT	<b>Duplex and Ortronics Cover Plate</b> – Accepts only Ortronics datacom inserts. • Supplied with both bezels to accommodate: • Two TracJack Devices. • One Series II Device.	NEW! ORT P&S OPEN
AL5246-F	<b>Single Receptacle Device Plate</b> – For straight blade and locking single receptacles with face diameters of 1.56" -1.58" [39mm-39.5mm].*		AL5256-DACT	<b>Activate Device Plate</b> – For Activate connectivity devices or other common devices. • Flush mini adapter bezel installed. • Accepts 106 Frame.	ORT P&S OPEN
AL5246-G	<b>GFCI Device Plate</b> – For GFCI or Sentrex® surge protection receptacles.* 		AL5256-DMABRT	<b>Duplex &amp; Ortronics® Cover Plate</b> – Accepts only Ortronics Datacom inserts. • Supplied with both bezels to accommodate: • Six TracJack® Devices. • Three Series II Devices.	NEW! ORT P&S OPEN
AL5246-GZ	<b>GFCI and Mouse Hole Device Plate</b> – Grommated cable opening at GFCI/Sentrex receptacle location.* 		AL5256-ABRT	<b>Ortronics Cover Plate</b> – Accepts only Ortronics datacom inserts. • Supplied with both bezels to accommodate: • Two TracJack® Devices or • One Series II Device.	NEW! ORT P&S OPEN
AL5256-Z	<b>Mouse Hole Device Plate</b> – Facilitates exit of voice or data communication cabling. Grommet furnished.*  1 1/4" [32mm] Dia.				

\*All plates are 4 7/8" x 12" [124mm x 305mm].

## AL5200 Raceway Device Plates

Catalog No./Item	Description/Specifications		Catalog No./Item	Description/Specifications	
AL5256-D2A	<b>Duplex Receptacle and Activate 2A Mini Adapter Bezel Cover Plate –</b> <ul style="list-style-type: none"> <li>Supplied with bezel to accommodate:</li> <li>Activate and open communication inserts.</li> </ul>	<div style="background-color: #cccccc; padding: 2px;">ORT</div> <div style="background-color: #0056b3; color: white; padding: 2px;">P&amp;S</div> <div style="background-color: #0056b3; color: white; padding: 2px;">OPEN</div>	AL5256-GMABRT	<b>GFCI and Ortronics Cover Plate –</b> Accepts only Ortronics datacom inserts. <ul style="list-style-type: none"> <li>Supplied with both bezels to accommodate:                             <ul style="list-style-type: none"> <li>Six TracJack® Devices or</li> <li>Three Series II Devices.</li> </ul> </li> </ul>	<div style="background-color: #0056b3; color: white; padding: 2px;">ORT</div> <div style="background-color: #cccccc; padding: 2px;">P&amp;S</div> <div style="background-color: #cccccc; padding: 2px;">OPEN</div>
AL5256-GABRT	<b>GFCI and Ortronics Cover Plate –</b> Accepts only Ortronics datacom inserts. <ul style="list-style-type: none"> <li>Supplied with both bezels to accommodate:                             <ul style="list-style-type: none"> <li>Two TracJack® Devices or</li> <li>One Series II Device.</li> </ul> </li> </ul>	<div style="background-color: #0056b3; color: white; padding: 2px;">ORT</div> <div style="background-color: #cccccc; padding: 2px;">P&amp;S</div> <div style="background-color: #cccccc; padding: 2px;">OPEN</div>	AL5256-LPB3S2	<b>Ortronics Low Profile Bezel Cover –</b> Accepts Ortronics datacom inserts. <ul style="list-style-type: none"> <li>Three Series II Devices</li> <li>Low Profile Bezel included.</li> </ul>	<div style="background-color: #0056b3; color: white; padding: 2px;">ORT</div> <div style="background-color: #cccccc; padding: 2px;">P&amp;S</div> <div style="background-color: #cccccc; padding: 2px;">OPEN</div>
AL5256-GACT	<b>GFCI and Activate Flush Mini Adapter Bezel –</b> GFCI or Sentrex surge protection receptacle, with Activate connectivity devices or other common devices. Mini adapter bezel included.	<div style="background-color: #cccccc; padding: 2px;">ORT</div> <div style="background-color: #0056b3; color: white; padding: 2px;">P&amp;S</div> <div style="background-color: #0056b3; color: white; padding: 2px;">OPEN</div>	AL5256-2LPB3S2	<b>Dual Ortronics Low Profile Bezel Cover Plate –</b> Accepts Ortronics datacom inserts. <ul style="list-style-type: none"> <li>Six Series II Devices</li> <li>Two Low Profile Bezels included.</li> </ul>	<div style="background-color: #0056b3; color: white; padding: 2px;">ORT</div> <div style="background-color: #cccccc; padding: 2px;">P&amp;S</div> <div style="background-color: #cccccc; padding: 2px;">OPEN</div>
AL5256-G2A	<b>GFCI and Activate 2A Mini Adapter Bezel Cover Plate –</b> <ul style="list-style-type: none"> <li>Supplied with bezels to accommodate:</li> <li>Activate and open communication inserts.</li> </ul>	<div style="background-color: #cccccc; padding: 2px;">ORT</div> <div style="background-color: #0056b3; color: white; padding: 2px;">P&amp;S</div> <div style="background-color: #0056b3; color: white; padding: 2px;">OPEN</div>	AL5256-MABRT	<b>Ortronics Cover Plate –</b> Accepts only Ortronics datacom inserts. <ul style="list-style-type: none"> <li>Supplied with both bezels to accommodate:                             <ul style="list-style-type: none"> <li>Six TracJack® Devices or</li> <li>Three Series II Devices.</li> </ul> </li> </ul>	<div style="background-color: #0056b3; color: white; padding: 2px;">ORT</div> <div style="background-color: #cccccc; padding: 2px;">P&amp;S</div> <div style="background-color: #cccccc; padding: 2px;">OPEN</div>
			AL5256-2A	<b>Activate 2A Mini Adapter Bezel Cover Plate –</b> <ul style="list-style-type: none"> <li>Supplied with bezels to accommodate:</li> <li>Activate and open communication inserts.</li> </ul>	<div style="background-color: #cccccc; padding: 2px;">ORT</div> <div style="background-color: #0056b3; color: white; padding: 2px;">P&amp;S</div> <div style="background-color: #0056b3; color: white; padding: 2px;">OPEN</div>

### AL5200 Raceway Wire Fill Capacities for Power 40% Fill

#### CAPACITY OF CROSS SECTIONAL AREA WITH DUPLEX DEVICE (1.34 Sq. In.)

WIRE TYPE	3.78" [89mm]	3.86" [99mm]	4.36" [114mm]	4.85" [122mm]	8.53" [216mm]
THWN/THHN					
#6	16	19	24	26	55
#8	23	27	34	37	76
#10	47	55	68	75	155
#12	74	8	108	118	244
#14	99	117	145	159	329

#### CAPACITY OF CROSS SECTIONAL AREA WITHOUT DEVICES

WIRE TYPE	2.40" [61mm]	2.85" [72mm]	3.78" [89mm]	3.86" [99mm]	4.36" [114mm]	4.85" [122mm]	8.53" [216mm]
THWN/THHN							
#6	18	22	27	30	34	37	65
#8	25	30	37	42	48	51	91
#10	52	62	76	84	98	104	184
#12	82	97	119	133	154	164	290
#14	110	131	161	179	207	220	391

### AL5200 Raceway Wire Fill Capacities for Communications \*

#### CAPACITY OF CROSS SECTION AREA

CABLE/WIRE SIZE		O.D.		8.53"		4.85"		3.78"		3.86"		4.36"	
				[216mm]		[122mm]		[89mm]		[99mm]		[114mm]	
		Inches	[mm]	20%*	40%**	20%*	40%**	20%*	40%**	20%*	40%**	20%*	40%**
UNSHIELDED TWISTED PAIR	4-pair, 24 AWG, Cat 3	0.190	[4.8]	60	120	25	51	19	39	20	40	22	45
	4-pair, 24 AWG, Cat 5e	0.220	[5.6]	44	89	34	68	26	53	27	54	30	61
	4-pair, 24 AWG, Cat 6	0.250	[6.3]	34	69	19	39	15	30	15	31	17	35
TELEPHONE	2-pair, 24 AWG	0.140	[3.6]	110	221	63	126	49	98	50	100	56	113
	3-pair, 24 AWG	0.150	[3.8]	96	193	54	109	42	85	43	87	49	98
	4-pair, 24 AWG	0.190	[4.8]	60	120	34	68	26	53	27	54	30	61
	25-pair, 24 AWG	0.410	[10.4]	12	25	7	14	5	11	5	11	6	13
COAXIAL	RG58/U	0.195	[5.0]	57	114	32	64	25	50	25	51	29	58
	RG59/U	0.242	[6.1]	37	74	21	42	16	32	16	33	18	37
	RG6/U	0.270	[6.9]	29	59	16	33	13	26	13	26	15	30
TWINAXIAL	100 Ohm	0.330	[8.4]	19	39	11	22	8	17	9	18	10	20
SHIELDED TWISTED PAIR	TYPE 1	0.390	[9.9]	14	28	8	16	6	12	6	12	7	14
	TYPE 2	0.465	[11.8]	10	20	5	11	4	8	4	9	5	10
	TYPE 3	0.245	[6.2]	36	72	20	41	16	32	16	32	18	36
FIBER OPTIC	Two Stranded (Duplex) Multimode, 62.5/125 μm	0.190	[4.8]	60	120	34	68	26	53	27	54	30	61

\* 20% cable fill is calculated to approximate reduction in cable capacity due to connectors mounted within raceway and fittings that may restrict cross sectional area.

\*\* 40% cable fill is the maximum designed cable fill based on a proposed revision to TIA/EIA 569-A.



# Datacom Connectivity Options

Now you have a wide range of options for providing datacom connectivity into Wiremold® Cable Management Systems. They are:

- Ortronics® TracJack® and Series II Modular Connectivity Solutions
- Pass & Seymour Activate™ Modular Inserts
- Open System Communication Modules

ORT	ORT	ORT
P&S	P&S	P&S
OPEN	OPEN	OPEN

Use these icons to determine connectivity options for each Wiremold System component:

ORT
P&S
OPEN

## Ortronics® Connectivity

### TracJack® Individual Jack System

- Front-loading, snap-in design supports future moves adds and changes
- Inserts for voice, data, audio, and video
- Available Category 3, 5e, 6, USOC 6-position, and other media
- Flat or angled 45° exit configurations
- Choice of 13 colors and color matched to Wiremold Systems
- Universal T568A/B wiring format



### Series II Front-Loading, Module System

- Module design features easy snap-in front-loading design
- Linear 110 punch down format for easy termination
- Inserts for voice, data, audio, and video
- Available Category 3, 5e, 6, USOC 6-position, and other media
- Available in flat or angled 45° exit configurations
- Color matched to Wiremold Systems



For detailed product selection refer to the Ortronics Catalog or visit [www.ortronics.com](http://www.ortronics.com).

ORT
P&S
OPEN

## Pass & Seymour Legrand Network Wiring

### Activate™ Series Front-Loading Inserts

- Modular inserts for voice, data, audio and video applications
- Front-load, snap-in design
- Color and texture matched to Wiremold Systems
- Available Category 3, 5e, 6, as well as 6-position USOC
- Universal T568A/B wiring format



For detailed product selection refer to the Pass & Seymour Network Wiring Catalog or visit [www.passandseymour.com](http://www.passandseymour.com).

ORT
P&S
OPEN

## Open Connectivity Solutions

### Wiremold Open System Communications Modules

- Accommodate a wide range of manufacturers' communications outlets including keystone jacks, as well as proprietary solutions from Avaya (Lucent) and NORDX
- Modules insert into a wide range of Wiremold Systems
- Pre-punched faceplates accept common communication devices



**NOTE:** For more information on integrating connectivity into Wiremold Cable Management Systems contact the Wiremold Applications Engineering Team or your local Wiremold Sales Representative.

# WIREMOLD



Wiremold / Legrand  
U.S. and International:  
60 Woodlawn Street • West Hartford, CT 06110  
1-800-621-0049 • FAX 860-232-2062 • Outside U.S. 860-233-6251  
Canada:  
570 Applewood Crescent • Vaughan, Ontario L4K 4B4  
1-800-723-5175 • FAX 905-738-9721

