

SC Fiber Optic Connectors

PANDUIT® SPECIFICATION SHEET

specifications

SC field polish connectors are TIA/EIA-604 FOCIS-3 compliant. SC simplex and duplex connectors are field terminable. The fibers shall terminate in 2.5mm ceramic ferrules with non-optical disconnect functionality and an average insertion loss of 0.1dB (multimode) and 0.15dB (singlemode) per mated pair.



technical information

| | |
|--------------------------------|---|
| Standards requirements: | TIA/EIA-604 FOCIS-3 compliant; exceeds TIA/EIA-568-B.3 requirements |
| Fiber compatibility: | 62.5/125µm OM1, 50/125µm OM2, 10Gig™ 50/125µm laser optimized OM3/OM4 and 9/125µm OS1/OS2 |
| Fiber cable type: | 900µm tight-buffered cable recommended |
| Fiber cable size: | 3.0mm or 1.6mm – 2.0mm jacketed cable |
| Ferrule type: | Zirconia ceramic ferrule |
| Insertion loss: | 0.1dB average (multimode), 0.15dB (singlemode) |
| Return loss: | >20dB (multimode), >40dB (singlemode) |

key features and benefits

| | |
|--|--|
| Free floating housing | Ensures complete latching even when inserted by the boot; valuable in high-density spacing applications |
| Pre-assembled inner inner housing | Fewer parts simplifies assembly and reduces installer error for lower installed cost |
| Full length adhesive fill tube | Prevents adhesive from entering internal cavity of connector to reduce installer error |
| Non-optical disconnect | Maintains data transmission under tensile loads for jacketed cable for network reliability |
| Anaerobic adhesive field installation | Simplifies and reduces installation time by 50% compared to heat cured epoxy terminations; curing oven/time not required |
| High temperature thermoplastic design | Allows use of high glass transition temperature epoxies with cure temperatures up to 150°C (302°F) |
| Simplex available with 900µm and 3.0mm or 1.6 – 2.0mm boots | One connector part number for both fiber types for easier ordering and stocking |
| Standard 2.5mm ceramic ferrules | Provide the highest durability for repeated matings |

applications

Panduit SC Fiber Optic Connectors are used for equipment cross-connects or interconnects in backbone, horizontal and work area applications. SC connectors are recommended by TIA/EIA-568-B.3 at the wall outlet and the

telecommunications closet. Multimode connectors provide a robust and easy to terminate solution for lower cost fiber-to-the-desk applications. Singlemode connectors provide added bandwidth capacity for data hungry applications.

*MTP is a registered trademark of US Conec Ltd.

www.panduit.com



SC Simplex Fiber Optic Connectors for 900µm Buffered Fiber and 3.0mm Jacketed Cable

| | |
|---------------------------------|---------|
| Multimode (black boots): | FSCM5BL |
| Multimode (black boots): | FSCMBL |
| Multimode (red boots): | FSCMRD |
| Singlemode (blue boots): | FSCSBU |

SC Simplex Fiber Optic Connectors for 900µm Buffered Fiber and 1.6mm – 2.0mm Jacketed Cable

| | |
|---------------------------------|------------|
| Multimode (black boots): | FSCM2.05BL |
| Multimode (black boots): | FSCM2.0BL |
| Multimode (red boots): | FSCM2.0RD |
| Singlemode (blue boots): | FSCS2.0BU |

SC Duplex Fiber Optic Connectors for 3.0mm Jacketed Cable

| | |
|--------------------------------|----------|
| Multimode (black boots) | FSCDM5BL |
| Multimode (black/red): | FSCDM |

SC Fiber Optic Adapters

| | |
|------------------------------|------------|
| Duplex MM: | FADSCEI-L |
| Duplex MM: | FADSCBL-L |
| Duplex 10Gig™ (zirc): | FADSCZAQ-L |
| Simplex SM (zirc): | FASSCZBU-L |
| Simplex APC (zirc): | FASSCZAG-L |

L = Bag of 50 adapters; 100 per carton.

Mini-Com® SC Adapter Modules

| | |
|-------------------------------|------------|
| Duplex MM: | CMDEISCEI |
| Duplex MM: | CMDBLSCBL |
| Duplex 10Gig™ (zirc.): | CMSBUSCZBU |
| Simplex SM (zirc): | CMSBUSCZBU |
| Simplex APC (zirc): | CMSAGSCZBL |

Opticom® SC Fiber Adapter Panels

| | |
|-------------------------------|-------------|
| 6 duplex MM: | FAP6WEIDSC |
| 6 duplex MM: | FAP6WBLDSC |
| 6 duplex 10Gig™: | FAP6WAQDSCZ |
| 6 duplex SM (zirc.): | FAP6WBUDSCZ |
| 12 simplex SM (zirc.): | FAP12WBUSCZ |

Opticom® QuickNet™ Pre-Terminated MTP* Cassettes

| | |
|-----------------------------|----------|
| 12 SC to MTP* (12f): | FC^12-3S |
| 6 SC to MTP* (12f): | FC^12-3 |

Opti-Core® Fiber Optic Patch Cords

| | |
|-------------------------------|----------|
| Duplex SC to SC: | F^D3-3M‡ |
| Simplex SC to SC: | F^S3-3M‡ |
| Simplex SC to pigtail: | F^B3-NM‡ |

SC Termination Tooling

| | |
|---------------------------|------------|
| Termination kit: | FJKITG |
| Refurbishment kit: | FJKITG-RFB |

Additional Components for Singlemode

| | |
|-----------------------------|-----------|
| 1µm diamond film: | FPP1-V |
| 0.05µm lapping film: | FLCFPLF-X |

HD Connector Removal Tool

| | |
|-----------------------|-------|
| For LC and SC: | PCRT1 |
|-----------------------|-------|

Substitute for module color:

| | |
|-------------------------|----------------|
| El = Electric Ivory | BU = Blue |
| IG = International Gray | WH = White |
| TG = Technical Gray | BL = Black |
| AW = Arctic White | IW = Off White |
| EW = European White | |

^Substitute for fiber type:

X (OM3/OM4 – 10Gig™ 50/125µm), 5 (OM2 – 50/125µm), 6 (OM1 – 62.5/125µm) or 9 (OS1/OS2 – 9/125µm).

‡Substitute for length in meters: 1, 2, 3, 5 or 10 for patch cords, and 1, 2 or 3 for pigtails; singlemode patch cords are also available in 12, 15, 25 or 30 meter lengths. Contact Customer Service for other available lengths.

performance information

| Test Parameter | Description | Result |
|---|---|---|
| Qualification test suite (TIA/EIA-568-B.3 requirements) | Complete testing protocol per TIA/EIA-568-B.3 using TIA/EIA FOTPs that include mechanical, environmental and optical test sequences | Compliant; exceeds TIA/EIA-568-B.3 requirements |
| Connector intermatability | Dimensional and material compliance to TIA/EIA standards | All connectors are FOCIS compliant with TIA/EIA-604-3 |

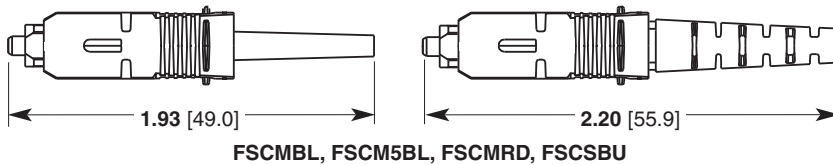
selection information

| Part Number | Connector Type | Cable Type | Fiber | Ferrule | Housing Color | Boot Color | Average Insertion Loss* | Return Loss |
|-------------|----------------|--|------------|------------------|----------------|---------------|-------------------------|-------------|
| FSCM5BL | Simplex | 900 micron buffered fiber and 3.0mm jacketed cable | Multimode | Zirconia Ceramic | Black | Black | 0.1dB | >20 |
| FSCM2.05BL | Simplex | 900 micron buffered fiber and 1.6 – 2.0mm jacketed cable | | | | | | |
| FSCDM5BL | Duplex | 3.0mm jacketed cable | | | | | | |
| FSCMBL | Simplex | 900µm buffered fiber and 3.0mm jacketed cable | | | | | | |
| FSCMRD | Simplex | 900µm buffered fiber and 3.0mm jacketed cable | | | Electric Ivory | Red | | |
| FSCM2.0BL | Simplex | 900µm buffered fiber and 1.6mm – 2.0mm jacketed cable | | | | Black | | |
| FSCM2.0RD | Simplex | 900µm buffered fiber and 1.6mm – 2.0mm jacketed cable | | | | Red | | |
| FSCDM | Duplex | 3.0mm jacketed cable | | | | Red and Black | | |
| FSCSBU | Simplex | 900µm buffered fiber and 3.0mm jacketed cable | Singlemode | Zirconia Ceramic | Blue | Blue | 0.15dB | >40 |
| FSCS2.0BU | Simplex | 900µm buffered fiber and 1.6mm – 2.0mm jacketed cable | | | | | | |

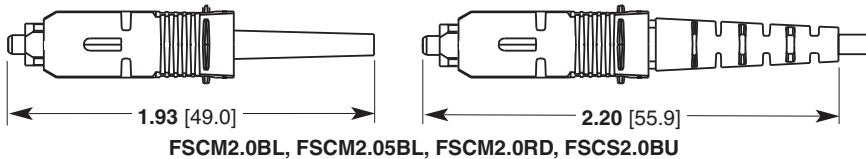
*All connector insertion loss values calculated from tests taken with precision launch jumper assemblies per TIA/EIA-FOTP-171.

SC Simplex Connectors

For 900µm Fiber and 3.0mm Jacketed Cable

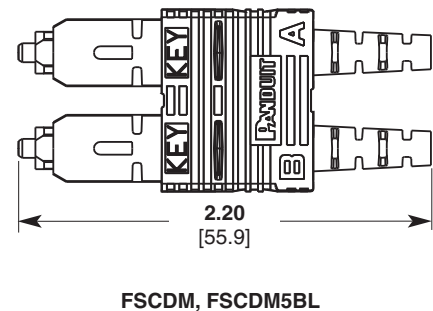


For 900µm Fiber and 1.6mm – 2.0mm Jacketed Cable



SC Duplex Connector

For 3.0mm Jacketed Cable



Dimensions are in inches [Dimensions in brackets are in millimeters].

WORLDWIDE SUBSIDIARIES AND SALES OFFICES

PANDUIT CANADA
Markham, Ontario
cs-cdn@panduit.com
Phone: 800.777.3300

PANDUIT EUROPE LTD.
London, UK
cs-emea@panduit.com
Phone: 44.20.8601.7200

PANDUIT SINGAPORE PTE. LTD.
Republic of Singapore
cs-ap@panduit.com
Phone: 65.6305.7575

PANDUIT JAPAN
Tokyo, Japan
cs-japan@panduit.com
Phone: 81.3.6863.6000

PANDUIT LATIN AMERICA
Jalisco, Mexico
cs-la@panduit.com
Phone: 52.33.3777.6000

PANDUIT AUSTRALIA PTY. LTD.
Victoria, Australia
cs-aus@panduit.com
Phone: 61.3.9794.9020

For a copy of Panduit product warranties, log on to www.panduit.com/warranty

For more information

Visit us at www.panduit.com

Contact Customer Service by email: cs@panduit.com
or by phone: 800-777-3300 and reference FBSP15



©2010 Panduit Corp.
ALL RIGHTS RESERVED.

WW-FBSP15

10/2010