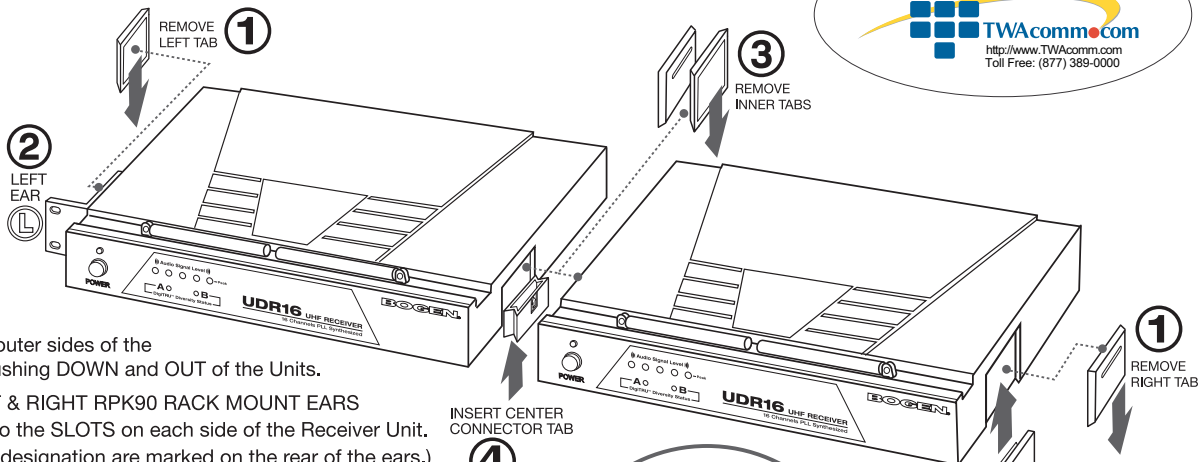
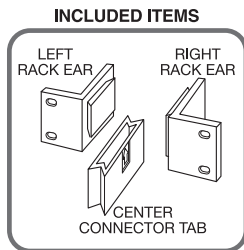


RPK90

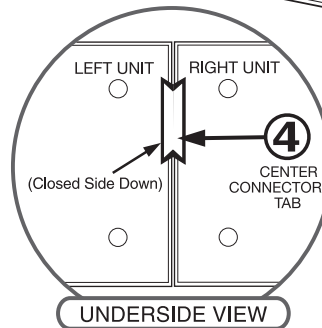
Rack Mount Kit for a Double Receiver Unit Setup

BOGEN

Sold by:



1. Remove TABS on both outer sides of the RECEIVER UNITS by pushing DOWN and OUT of the Units.
2. Insert appropriate LEFT & RIGHT RPK90 RACK MOUNT EARS by pushing them UP into the SLOTS on each side of the Receiver Unit. (LEFT Ⓛ and RIGHT Ⓜ designation are marked on the rear of the ears.)
3. To connect two Receiver Units together, remove TABS from the inner sides of the units.
4. With two units lined up next to each other, insert the CONNECTOR TAB from the underside of the units UPWARD into the inner side SLOTS of each unit. (UPWARD ↑ designation is marked on side of connector tab.)



BOGEN
COMMUNICATIONS, INC.

50 Spring Street, Ramsey, NJ 07446
Tel. 201-934-8500 • Fax: 201-934-9832
www.bogen.com

54-2170-01A 0706
© Bogen Communications, Inc.
Specifications are subject to
change without notice.