

Sold by:



http://www.TWAcomm.com


Toll Free: (877) 389-0000

LEVITON
Commercial / Industrial

lev-lok[®]

Modular Receptacles

Introducing a revolutionary new line of 15 and 20 amp devices engineered for fast and easy installation



lev-lok[®]

Modular Receptacle System



Simple & Easy to Use, Yet Provides Secure Connections

Leviton's latest receptacle family is a revolutionary design called the Lev-Lok™ Modular Receptacle System. It consists of a wiring module (locking connector with leads) and a rugged duplex receptacle with solid brass locking connection pins. Place the wiring module over the receptacle's locking pins, twist clockwise and the connection is secured.

Leviton's modular devices address the reliability and performance concerns of specification engineers without sacrificing the contractor's need for fast, easy installation.

- Receptacles constructed with impact-resistant thermoplastic nylon cover and body
- Four corner latches securely fasten the receptacle's face to the body
- Industrial grade receptacle features single-piece, brass wrap-around mounting strap, with integral ground contacts, for continuous conductivity and secure ground path
- Solid brass locking pins for strong, secure connection between receptacle & wiring module
- Backed by a Limited 10-Year Warranty
- Wiring module locks & latches to the receptacle
- Wiring Module ships with protective cover preventing debris from entering contacts until receptacle is attached
- Wiring module includes factory-installed circuit ID label. Electricians can save a step by labeling device locations during rough-in
- Receptacles offered in commercial, industrial and hospital grades; in both conventional and tamper-resistant configurations

Hospital Grade Modular Devices 15 & 20 Amp Duplex

Decora Plus™ Straight Blade Receptacles 2-Pole, 3-Wire Grounding

Cat. Nos.

M1626-HG, MT162-HG, M1626-PL, M1636-HG, MT163-HG, M1636-PL, MSTWL

Application



In accordance with the NEC, these devices are suitable for use in all 15 or 20 ampere branch circuits of 125 Volts in commercial and institutional installations where UL Federal Specification WC-596 and UL 498 HG standards of mechanical and electrical life are specified.



MATERIALS

| Component | Material |
|------------------------------------|--|
| Cover | Nylon |
| Base | Nylon |
| Mounting Strap | Single Piece Nickel-Pated Brass with integral ground contact |
| Ground Clip | Nickel-Plated Brass |
| Line Contacts | 0.040" Thick Brass |
| Locking Pins | Solid Brass |
| Mounting Screws | Triple Combination Head, Steel |
| Shutter Mechanism ("MT" versions) | Delrin® Acetal |
| Certifications and Code Compliance | NEMA WD-1&6, Fed. Spec. WC-596, UL 498 HG, CSA C22.2 No. 42 HG, ANCE NOM 057 |
| Wiring Module | Material |
| Wire Leads | 6", #12 AWG THHN 1 Hot Lead (Black), 1 Neutral Lead (White), 1 Ground Lead (Green) |
| Contacts | Brass |
| Housing | Polycarbonate |

ORDERING INFORMATION

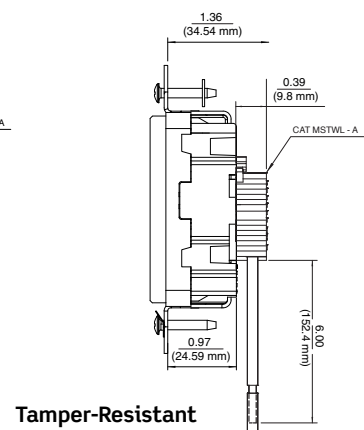
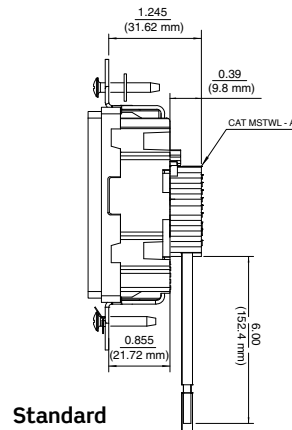
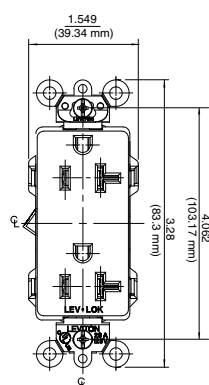
| Description | Color | 15A 125V, NEMA 5-15R  | | | 20A 125V, NEMA 5-20R  | | |
|--|--------------|--|------------------|------------------|--|------------------|------------------|
| | | Standard | Tamper-Resistant | Power Indication | Standard | Tamper-Resistant | Power Indication |
| Duplex Receptacles | Brown | M1626-HG0 | — | — | M1636-HG0 | — | — |
| | Ivory | M1626-HGI | MT162-HGI | M1626-PLI | M1636-HGI | MT163-HGI | M1636-PLI |
| | White | M1626-HGW | MT162-HGW | M1626-PLW | M1636-HGW | MT163-HGW | M1636-PLW |
| | Black | M1626-HGE | — | — | M1636-HGE | — | — |
| | Blue | M1626-HGB | — | — | M1636-HGB | — | — |
| | Gray | M1626-HGG | MT162-HGG | M1626-PLG | M1636-HGG | MT163-HGG | M1636-PLG |
| | Red | M1626-HGR | MT162-HGR | M1626-PLR | M1636-HGR | MT163-HGR | M1636-PLR |
| | Light Almond | M1626-HGT | — | M1626-PLT | M1636-HGT | — | M1636-PLT |
| Description | | Cat. No. | | | | | |
| Wiring Module – Right Angle, Stranded Wire Leads | | MSTWL-A | | | | | |
| Wiring Module – Right Angle, Solid Wire Leads | | MSTWL-SDA | | | | | |



M8300 20Amp-125 Volts

Dimensions apply to
Cat. Nos.

M1626-HG, MT162-HG,
M1626-PL, M1636-HG,
MT163-HG, M1636-PL & MSTWL-A



lev-lok® M1626-HG, MT162-HG, M1626-PL, M1636-HG, MT163-HG, M1636-PL, MSTWL

SPECIFICATIONS

Straight Blade 15 and 20 Amp 2-pole, 3-wire grounding Decora Plus duplex modular receptacles shall be Leviton Underwriters Laboratories Listed, UL 498 HG and CSA Certified with single piece strap and locking pin and latch wiring assembly. Ratings and colors as scheduled on plan.



M1626-HGI with MSTWL-A

FEATURES AND BENEFITS

- Constructed with impact-resistant thermoplastic nylon cover and body
- Smooth face prevents dirt from collecting
- Four corner latches securely fasten the receptacle’s face to the body
- Large triple-wipe, brass “T” line contacts for superior contact and conductivity
- #12 AWG THHN wire leads, 6” length on MSTWL series wiring modules
- Nickel-plated brass single-piece, wrap-around mounting strap with integral ground contact for continuous conductivity and secure ground path
- Grounding clip permanently secured to strap for easy, simple, and secure installation
- Wiring module locks and latches to the receptacle body providing double the connection security
- Receptacle to be installed only with Leviton MSTWL series wiring modules
- MSTWL wiring module shipped separately with protective label and factory-installed Circuit ID label
- Backed by a limited 10-Year Warranty

10 YEAR LIMITED WARRANTY

PERFORMANCE SPECIFICATIONS

| | |
|------------------------------------|---|
| Electrical | |
| Dielectric Voltage Withstand: | 2000V minimum per UL 498 |
| Maximum Working Voltage: | 125V as rated |
| Current Interrupting: | Certified for current interrupting at full-rated current |
| Temperature rise: | Maximum 30°C temperature rise at full-rated current after 250 cycles of overload at 200% of rated current |
| AC Horsepower Ratings | 15A = 1/2 HP, 20A = 1 HP |
| Mechanical | |
| Lead Identification | Leads identified in accordance with UL 498 (black, white, and green) |
| Product Identification | Ratings are permanently marked on device |
| Environmental | |
| Flammability | Rated V-2 per UL 94 |
| Operating Temperature | From -40°C (without impact) to 60°C |
| Testing and Code Compliance | The receptacles listed herein comply with UL 498 HG Listing (UL file # E13399) and CSA C22.2 No. 42 HG. They meet Fed. Spec. and Mexican NOM standards. These receptacles also meet or exceed NEMA WD 1 and 6, and ANSI standard C-73. These receptacles are suitable for use in accordance with federal, state, county, municipal and local codes. |

lev-lok® M1626-HG, MT162-HG, M1636-HG, MT163-HG, M1636-PL, M1636-PL, MSTWL

Leviton Manufacturing Co., Inc.

201 North Service Road, Melville, NY 11747 Tech Line: 1-800-824-3005 Fax: 1-800-832-9538 www.leviton.com
 © 2009 Leviton Manufacturing Co., Inc. All rights reserved. Subject to change without notice.
 Lev-Lok and SmartLockPRO are registered trademarks of Leviton Mfg., Inc.



Hospital Grade Modular Devices 15 & 20 Amp Duplex

SmartLockPRO® GFCI Straight Blade Receptacles 2-Pole, 3-Wire Grounding

Cat. Nos.

M7599-HG, MT759-HG, M7899-HG, MT789-HG, MSTWL-A

Application



In accordance with the NEC, these devices are suitable for use in all 15 or 20 ampere branch circuits of 125 Volts in commercial, industrial and institutional installations where UL 943 Class A(GFCI) UL 498 HG(Receptacle) standards of mechanical and electrical life are specified.



MATERIALS

| Component | Material |
|------------------------------------|---|
| Cover | Nylon |
| Base | Polycarbonate |
| Mounting Strap | Galvanized steel with riveted ground contact |
| Ground Clip | Brass |
| Line Contacts | 0.031" Thick Brass, Double Wipe (15A) or Triple Wipe (20A) |
| Locking Pins | Solid Brass |
| Mounting Screws | Triple Combination Head, Steel |
| Shutter Mechanism ("MT" versions) | Delrin® Acetal |
| Certifications and Code Compliance | NEMA WD-1&6, ANSI C-73, UL 943 Class A(GFCI) , UL 498 (Receptacle), CSA C22.2 No. 42, NOM 057 |
| Wiring Module | Material |
| Wire Leads | 6", #12 AWG THHN 1 Hot Lead (Black), 1 Neutral Lead (White), 1 Ground Lead (Green) |
| Contacts | Brass |
| Housing | Polycarbonate |

ORDERING INFORMATION

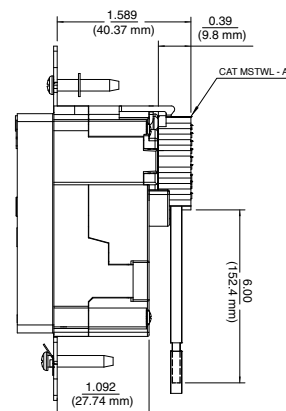
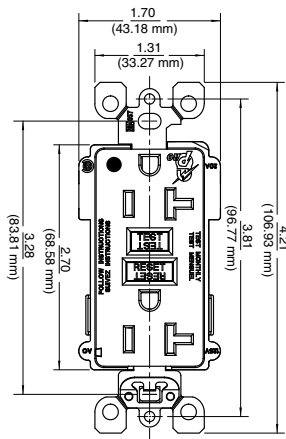
| Description | Color | 15A 125V, NEMA 5-15R  | | 20A 125V, NEMA 5-20R  | |
|--|--------------|--|------------------|--|------------------|
| | | Standard | Tamper-Resistant | Standard | Tamper-Resistant |
| Duplex Receptacles | Brown | M7599-HG0 | MT759-HG0 | M7899-HG0 | MT789-HG0 |
| | Ivory | M7599-HGI | MT759-HGI | M7899-HGI | MT789-HGI |
| | White | M7599-HGW | MT759-HGW | M7899-HGW | MT789-HGW |
| | Black | M7599-HGE | MT759-HGE | M7899-HGE | MT789-HGE |
| | Gray | M7599-HGY | MT759-HGY | M7899-HGY | MT789-HGY |
| | Red | M7599-HGR | MT759-HGR | M7899-HGR | MT789-HGR |
| | Light Almond | M7599-HGT | MT759-HGT | M7899-HGT | MT789-HGT |
| Description | | Cat. No. | | | |
| Wiring Module – Right Angle, Stranded Wire Leads | | MSTWL-A | | | |
| Wiring Module – Right Angle, Solid Wire Leads | | MSTWL-SDA | | | |



M7899-HG 20Amp-125 Volts

Dimensions apply to
Cat. Nos.


M7599-HG, MT759-HG,
M7899-HG, MT789-HG & MSTWL-A



lev-lok® M7599-HG, MT759-HG, M7899-HG, MT789-HG, MSTWL-A

SPECIFICATIONS

Straight Blade 15 and 20 Amp 2-pole, 3-wire grounding GFCI duplex modular receptacles with lockout and end-of-life indication shall be Leviton Underwriters Laboratories Listed UL 943 Class A(GFCI) and UL 498 HG(Receptacle) and CSA Certified with steel strap, locking pin and latch wiring assembly. Ratings and colors as scheduled on plan.



M7599-HG with MSTWL-A

FEATURES AND BENEFITS

- GFCI protects one duplex receptacle. No feed-through capability.
- Constructed with impact-resistant nylon cover
- Large triple-wipe, brass “T” line contacts on 20A for superior contact and conductivity
- The SmartLockPRO receptacle automatically tests the GFCI every time the RESET button is pushed. The GFCI will not reset if the GFCI circuit is not functioning properly.
- Built-in end-of-life indication. If the SmartLockPRO receptacle can no longer provide GFCI protection, it will not reset and no power is supplied to the face.
- Trip threshold meets or exceeds UL requirements for tripping time.
- Right Angle Wiring Module makes it easier to place GFCI receptacle in the box.
- #12 AWG THHN wire leads, 6” length on MSTWL series wiring modules
- Wiring module locks and latches to the receptacle body providing double the connection security
- Receptacle to be installed only with Leviton MSTWL series wiring modules
- MSTWL-A wiring module shipped separately with protective label and factory-installed Circuit ID label

2 YEAR LIMITED WARRANTY

PERFORMANCE SPECIFICATIONS

| Electrical | |
|---|---|
| Dielectric Voltage Withstand: | 1500V minimum per UL 498 |
| Working Voltage: | 125V as rated |
| Current Interrupting: | 2kA |
| Trip Level | 5 mA plus or minus 1 mA |
| Temperature rise: | Maximum 30°C temperature rise at full-rated current after 150 cycles of overload at 150% of rated current |
| Mechanical | |
| Lead Identification: | Leads identified in accordance with UL 498 (black, white & green) |
| Product Identification: | Ratings are permanently marked on device |
| Environmental | |
| Flammability: | Rated V-2 per UL 94 |
| Operating Temperature: | From -35°C to 65°C (-31°F to 149°F) |
| Testing and Code Compliance | |
| The receptacles listed herein comply with UL 498 Listing (UL file # E13399), CSA C22.2 No. 42 Certification and meet Mexican NOM standards. They meet or exceed NEMA WD 1 and 6, and ANSI standard C-73. These receptacles are suitable for use in accordance with federal, state, county, municipal and local codes. | |

Lev-lok® M7599-HG, MT759-HG, M7899-HG, MT789-HG, M7899-HG, MT789-HG, MSTWL-A



Leviton Manufacturing Co., Inc.

201 North Service Road, Melville, NY 11747 Tech Line: 1-800-824-3005 Fax: 1-800-832-9538 www.leviton.com
 © 2009 Leviton Manufacturing Co., Inc. All rights reserved. Subject to change without notice.
 Lev-Lok and SmartLockPRO are registered trademarks of Leviton Mfg., Inc.

