

Sold by:




TWAcomm.com
http://www.TWAcomm.com
Toll Free: (877) 389-0000

LEVITON
Commercial / Industrial

lev-lok[®]

Modular Receptacles

Introducing a revolutionary new line of 15 and 20 amp devices engineered for fast and easy installation



lev-lok[®]

Modular Receptacle System



Simple & Easy to Use, Yet Provides Secure Connections

Leviton's latest receptacle family is a revolutionary design called the Lev-Lok™ Modular Receptacle System. It consists of a wiring module (locking connector with leads) and a rugged duplex receptacle with solid brass locking connection pins. Place the wiring module over the receptacle's locking pins, twist clockwise and the connection is secured.

Leviton's modular devices address the reliability and performance concerns of specification engineers without sacrificing the contractor's need for fast, easy installation.

- Receptacles constructed with impact-resistant thermoplastic nylon cover and body
- Four corner latches securely fasten the receptacle's face to the body
- Industrial grade receptacle features single-piece, brass wrap-around mounting strap, with integral ground contacts, for continuous conductivity and secure ground path
- Solid brass locking pins for strong, secure connection between receptacle & wiring module
- Backed by a Limited 10-Year Warranty
- Wiring module locks & latches to the receptacle
- Wiring Module ships with protective cover preventing debris from entering contacts until receptacle is attached
- Wiring module includes factory-installed circuit ID label. Electricians can save a step by labeling device locations during rough-in
- Receptacles offered in commercial, industrial and hospital grades; in both conventional and tamper-resistant configurations

Hospital Grade Modular Devices 15 & 20 Amp Duplex

Decora Plus™ Straight Blade Receptacles 2-Pole, 3-Wire Grounding

Cat. Nos.

M1626-HG, MT162-HG, M1626-PL, M1636-HG, MT163-HG, M1636-PL, MSTWL

Application



In accordance with the NEC, these devices are suitable for use in all 15 or 20 ampere branch circuits of 125 Volts in commercial and institutional installations where UL Federal Specification WC-596 and UL 498 HG standards of mechanical and electrical life are specified.



MATERIALS

Component	Material
Cover	Nylon
Base	Nylon
Mounting Strap	Single Piece Nickel-Pated Brass with integral ground contact
Ground Clip	Nickel-Plated Brass
Line Contacts	0.040" Thick Brass
Locking Pins	Solid Brass
Mounting Screws	Triple Combination Head, Steel
Shutter Mechanism ("MT" versions)	Delrin® Acetal
Certifications and Code Compliance	NEMA WD-1&6, Fed. Spec. WC-596, UL 498 HG, CSA C22.2 No. 42 HG, ANCE NOM 057
Wiring Module	Material
Wire Leads	6", #12 AWG THHN 1 Hot Lead (Black), 1 Neutral Lead (White), 1 Ground Lead (Green)
Contacts	Brass
Housing	Polycarbonate

ORDERING INFORMATION

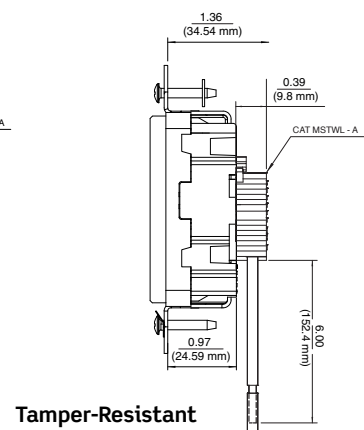
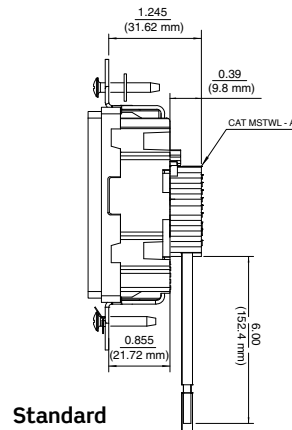
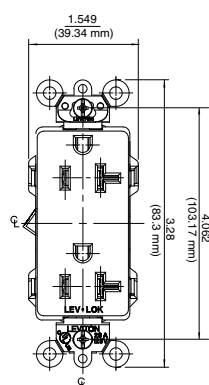
Description	Color	15A 125V, NEMA 5-15R 			20A 125V, NEMA 5-20R 		
		Standard	Tamper-Resistant	Power Indication	Standard	Tamper-Resistant	Power Indication
Duplex Receptacles	Brown	M1626-HG0	—	—	M1636-HG0	—	—
	Ivory	M1626-HGI	MT162-HGI	M1626-PLI	M1636-HGI	MT163-HGI	M1636-PLI
	White	M1626-HGW	MT162-HGW	M1626-PLW	M1636-HGW	MT163-HGW	M1636-PLW
	Black	M1626-HGE	—	—	M1636-HGE	—	—
	Blue	M1626-HGB	—	—	M1636-HGB	—	—
	Gray	M1626-HGG	MT162-HGG	M1626-PLG	M1636-HGG	MT163-HGG	M1636-PLG
	Red	M1626-HGR	MT162-HGR	M1626-PLR	M1636-HGR	MT163-HGR	M1636-PLR
	Light Almond	M1626-HGT	—	M1626-PLT	M1636-HGT	—	M1636-PLT
Description		Cat. No.					
Wiring Module – Right Angle, Stranded Wire Leads		MSTWL-A					
Wiring Module – Right Angle, Solid Wire Leads		MSTWL-SDA					



M8300 20Amp-125 Volts

Dimensions apply to
Cat. Nos.

M1626-HG, MT162-HG,
M1626-PL, M1636-HG,
MT163-HG, M1636-PL & MSTWL-A



lev-lok® M1626-HG, MT162-HG, M1626-PL, M1636-HG, MT163-HG, M1636-PL, MSTWL

SPECIFICATIONS

Straight Blade 15 and 20 Amp 2-pole, 3-wire grounding Decora Plus duplex modular receptacles shall be Leviton Underwriters Laboratories Listed, UL 498 HG and CSA Certified with single piece strap and locking pin and latch wiring assembly. Ratings and colors as scheduled on plan.



M1626-HGI with MSTWL-A

FEATURES AND BENEFITS

- Constructed with impact-resistant thermoplastic nylon cover and body
- Smooth face prevents dirt from collecting
- Four corner latches securely fasten the receptacle’s face to the body
- Large triple-wipe, brass “T” line contacts for superior contact and conductivity
- #12 AWG THHN wire leads, 6” length on MSTWL series wiring modules
- Nickel-plated brass single-piece, wrap-around mounting strap with integral ground contact for continuous conductivity and secure ground path
- Grounding clip permanently secured to strap for easy, simple, and secure installation
- Wiring module locks and latches to the receptacle body providing double the connection security
- Receptacle to be installed only with Leviton MSTWL series wiring modules
- MSTWL wiring module shipped separately with protective label and factory-installed Circuit ID label
- Backed by a limited 10-Year Warranty

10 YEAR LIMITED WARRANTY

PERFORMANCE SPECIFICATIONS

Electrical	
Dielectric Voltage Withstand:	2000V minimum per UL 498
Maximum Working Voltage:	125V as rated
Current Interrupting:	Certified for current interrupting at full-rated current
Temperature rise:	Maximum 30°C temperature rise at full-rated current after 250 cycles of overload at 200% of rated current
AC Horsepower Ratings	15A = 1/2 HP, 20A = 1 HP
Mechanical	
Lead Identification	Leads identified in accordance with UL 498 (black, white, and green)
Product Identification	Ratings are permanently marked on device
Environmental	
Flammability	Rated V-2 per UL 94
Operating Temperature	From -40°C (without impact) to 60°C
Testing and Code Compliance	The receptacles listed herein comply with UL 498 HG Listing (UL file # E13399) and CSA C22.2 No. 42 HG. They meet Fed. Spec. and Mexican NOM standards. These receptacles also meet or exceed NEMA WD 1 and 6, and ANSI standard C-73. These receptacles are suitable for use in accordance with federal, state, county, municipal and local codes.

lev-lok® M1626-HG, MT162-HG, M1636-HG, MT163-HG, M1636-PL, M1636-PL, MSTWL

Leviton Manufacturing Co., Inc.

201 North Service Road, Melville, NY 11747 Tech Line: 1-800-824-3005 Fax: 1-800-832-9538 www.leviton.com
 © 2009 Leviton Manufacturing Co., Inc. All rights reserved. Subject to change without notice.
 Lev-Lok and SmartLockPRO are registered trademarks of Leviton Mfg., Inc.



Hospital Grade Modular Devices 15 & 20 Amp Duplex

SmartLockPRO® GFCI Straight Blade Receptacles 2-Pole, 3-Wire Grounding

Cat. Nos.

M7599-HG, MT759-HG, M7899-HG, MT789-HG, MSTWL-A

Application



In accordance with the NEC, these devices are suitable for use in all 15 or 20 ampere branch circuits of 125 Volts in commercial, industrial and institutional installations where UL 943 Class A(GFCI) UL 498 HG(Receptacle) standards of mechanical and electrical life are specified.



MATERIALS

Component	Material
Cover	Nylon
Base	Polycarbonate
Mounting Strap	Galvanized steel with riveted ground contact
Ground Clip	Brass
Line Contacts	0.031" Thick Brass, Double Wipe (15A) or Triple Wipe (20A)
Locking Pins	Solid Brass
Mounting Screws	Triple Combination Head, Steel
Shutter Mechanism ("MT" versions)	Delrin® Acetal
Certifications and Code Compliance	NEMA WD-1&6, ANSI C-73, UL 943 Class A(GFCI) , UL 498 (Receptacle), CSA C22.2 No. 42, NOM 057
Wiring Module	Material
Wire Leads	6", #12 AWG THHN 1 Hot Lead (Black), 1 Neutral Lead (White), 1 Ground Lead (Green)
Contacts	Brass
Housing	Polycarbonate

ORDERING INFORMATION

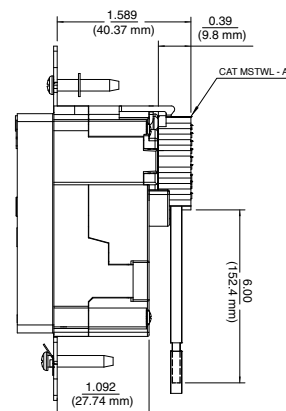
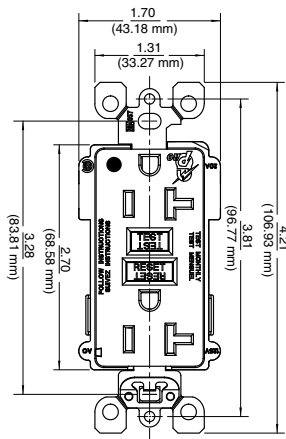
Description	Color	15A 125V, NEMA 5-15R 		20A 125V, NEMA 5-20R 	
		Standard	Tamper-Resistant	Standard	Tamper-Resistant
Duplex Receptacles	Brown	M7599-HG0	MT759-HG0	M7899-HG0	MT789-HG0
	Ivory	M7599-HGI	MT759-HGI	M7899-HGI	MT789-HGI
	White	M7599-HGW	MT759-HGW	M7899-HGW	MT789-HGW
	Black	M7599-HGE	MT759-HGE	M7899-HGE	MT789-HGE
	Gray	M7599-HGY	MT759-HGY	M7899-HGY	MT789-HGY
	Red	M7599-HGR	MT759-HGR	M7899-HGR	MT789-HGR
	Light Almond	M7599-HGT	MT759-HGT	M7899-HGT	MT789-HGT
Description		Cat. No.			
Wiring Module – Right Angle, Stranded Wire Leads		MSTWL-A			
Wiring Module – Right Angle, Solid Wire Leads		MSTWL-SDA			



M7899-HG 20Amp-125 Volts

Dimensions apply to
Cat. Nos.

M7599-HG, MT759-HG,
M7899-HG, MT789-HG & MSTWL-A



lev-lok® M7599-HG, MT759-HG, M7899-HG, MT789-HG, MSTWL-A

SPECIFICATIONS

Straight Blade 15 and 20 Amp 2-pole, 3-wire grounding GFCI duplex modular receptacles with lockout and end-of-life indication shall be Leviton Underwriters Laboratories Listed UL 943 Class A(GFCI) and UL 498 HG(Receptacle) and CSA Certified with steel strap, locking pin and latch wiring assembly. Ratings and colors as scheduled on plan.



M7599-HG with MSTWL-A

FEATURES AND BENEFITS

- GFCI protects one duplex receptacle. No feed-through capability.
- Constructed with impact-resistant nylon cover
- Large triple-wipe, brass “T” line contacts on 20A for superior contact and conductivity
- The SmartLockPRO receptacle automatically tests the GFCI every time the RESET button is pushed. The GFCI will not reset if the GFCI circuit is not functioning properly.
- Built-in end-of-life indication. If the SmartLockPRO receptacle can no longer provide GFCI protection, it will not reset and no power is supplied to the face.
- Trip threshold meets or exceeds UL requirements for tripping time.
- Right Angle Wiring Module makes it easier to place GFCI receptacle in the box.
- #12 AWG THHN wire leads, 6” length on MSTWL series wiring modules
- Wiring module locks and latches to the receptacle body providing double the connection security
- Receptacle to be installed only with Leviton MSTWL series wiring modules
- MSTWL-A wiring module shipped separately with protective label and factory-installed Circuit ID label

2 YEAR LIMITED WARRANTY

PERFORMANCE SPECIFICATIONS

Electrical	
Dielectric Voltage Withstand:	1500V minimum per UL 498
Working Voltage:	125V as rated
Current Interrupting:	2kA
Trip Level	5 mA plus or minus 1 mA
Temperature rise:	Maximum 30°C temperature rise at full-rated current after 150 cycles of overload at 150% of rated current
Mechanical	
Lead Identification:	Leads identified in accordance with UL 498 (black, white & green)
Product Identification:	Ratings are permanently marked on device
Environmental	
Flammability:	Rated V-2 per UL 94
Operating Temperature:	From -35°C to 65°C (-31°F to 149°F)
Testing and Code Compliance	
The receptacles listed herein comply with UL 498 Listing (UL file # E13399), CSA C22.2 No. 42 Certification and meet Mexican NOM standards. They meet or exceed NEMA WD 1 and 6, and ANSI standard C-73. These receptacles are suitable for use in accordance with federal, state, county, municipal and local codes.	

Leviton® M7599-HG, MT759-HG, M7899-HG, MT789-HG, M7899-HG, MT789-HG, MSTWL-A



Leviton Manufacturing Co., Inc.

201 North Service Road, Melville, NY 11747 Tech Line: 1-800-824-3005 Fax: 1-800-832-9538 www.leviton.com
 © 2009 Leviton Manufacturing Co., Inc. All rights reserved. Subject to change without notice.
 Lev-Lok and SmartLockPRO are registered trademarks of Leviton Mfg., Inc.

