

MINI-COM® Flat All Metal Shielded Modular Patch Panels

specifications

Flat all metal shielded modular patch panels shall be made completely of metal and mount to standard cabinets and EIA 19" racks. Flat all metal shielded modular patch panels shall be available in 16, 24, 48 and 72-port versions with a typical density of 24 ports per rack space. Patch panels shall be modular, accepting all *MINI-COM*® Shielded Modules and shall be clearly identified with write on labels and label area. Patch panels with strain relief bar shall include cable tie slots for managing individual cables and contoured support bar to help maintain high performance cable bend radius.



technical information

Dimensions:	CP16BLY:	1.72"H x 19"W x .70"D (43.7 x 482.6 x 17.8mm), 1 RU
	CP24BLY:	1.72"H x 19"W x .70"D (43.7 x 482.6 x 17.8mm), 1 RU
	CP48BLY:	3.47"H x 19"W x .70"D (88.1 x 482.6 x 17.8mm), 2 RU
	CP72BLY:	3.47"H x 19"W x .70"D (88.1 x 482.6 x 17.8mm), 2 RU
	CP16WSBLY:	1.72"H x 19"W x 3.38"D (43.7 x 482.6 x 85.9mm), 1 RU
	CP24WSBLY:	1.72"H x 19"W x 3.38"D (43.7 x 482.6 x 85.9mm), 1 RU
	CP48WSBLY:	3.47"H x 19"W x 3.38"D (88.1 x 482.6 x 85.9mm), 2 RU

Mounting option: Mounts to standard EIA 19" rack, or 23" rack when used with extender brackets (PEB1 or PEB2) or cabinet

Packaging: Includes mounting screws (#12-24 and M6) and CPT tool for easy removal of *MINI-COM*® Modules

key features and benefits

Modularity	Accepts all <i>MINI-COM</i> ® Shielded Modules; modules snap in and out to simplify moves, adds, and changes
High-density	24 ports per rack space, 72-port version provides 36 ports per rack space for greater density
Optional label	Follows TIA/EIA-606-A labeling standards to manage and organize installation
Contoured supports	Help maintain high performance bend radius (CP16WSBLY, CP24WSBLY, and CP48WSBLY)
Cable tie slots	Help secure cable to patch panel for additional cable management (CP16WSBLY, CP24WSBLY, and CP48WSBLY)
Flush mount	Provides more space for plug/module interface and provides improved aesthetics

applications

MINI-COM® Flat All Metal Shielded Modular Patch Panels are ideal for use in shielded applications, whether it be individual closets or complete data centers. Grounding in shielded applications may be accomplished in two manners. First is through grounding studs which allow a direct connection to the patch panel. Second is through the use of *PANDUIT* patent pending bonding screws, which create an electrical bond between patch panels and rack. The serrations on the bottom of the bonding screw removes paint from the

patch panel, providing metal-to-metal contact, leading to a properly grounded system.

All metal shielded modular patch panels accept all *MINI-COM*® Shielded Modules. Colored icons and write on labels make color-coding and identification easy in the telecommunication closet. For a complete end-to-end shielded solution, use in conjunction with the *PANDUIT*® *TX6*™ *10GiG*™, *TX6*™ *PLUS* Category 6 or *TX5e*™ Copper Cabling Systems.

MINI-COM® Flat All Metal Shielded Modular Patch Panels

16-port:	CP16BLY
24-port:	CP24BLY
48-port:	CP48BLY
72-port:	CP72BLY

MINI-COM® Flat All Metal Shielded Modular Patch Panels with Strain Relief Bar

16-port:	CP16WSBLY
24-port:	CP24WSBLY
48-port:	CP48WSBLY

MINI-COM® Shielded Modules

TX6™ 10GiG™:	CJS6X88TGY
TX6™ PLUS:	CJS688TGY
TX5e™:	CJS5E88TGY

Strain Relief Bars

Strain relief bar with clips:	SRBWCY
Strain relief bar (straight):	SRBS19BL-XY
Strain relief bar (U-shaped):	SRB19BLY
High-density strain relief bar manager:	SRBM19BLY
Strain relief bar brackets:	SRBBRKT

Bonding Screws

#12-24 English:	RGTBSC
M6 Metric:	RGTBSM6C

Thread-Forming Kits

#12-24 English	RGTBSC
M6 Metric	RGTBSM6G
#10-32 English	RGTB1032G
M5 Metric	RGTB5M5G

Icons

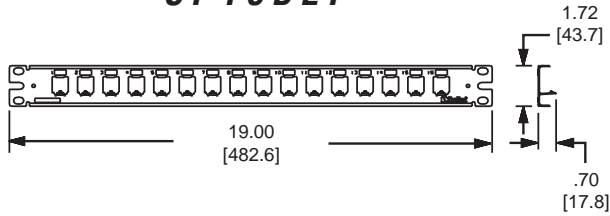
Phone:	CIP**-C
Computer:	CID**-C

**Substitute for IW (Off White), EI (Electric Ivory), WH (White), IG (International Gray), BL (Black), OR (Orange), RD (Red), BU (Blue), GR (Green), YL (Yellow) or VL (Violet).

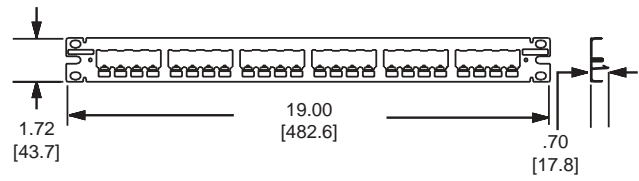
MINI-Com® Flat All Metal Shielded Modular Patch Panels



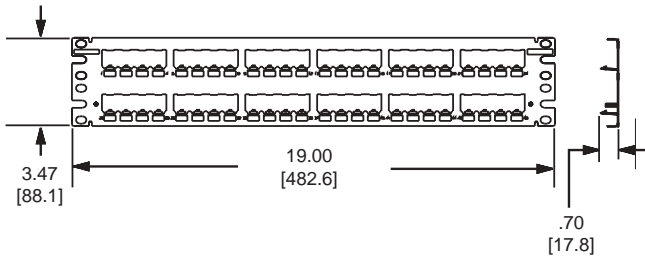
CP16BLY



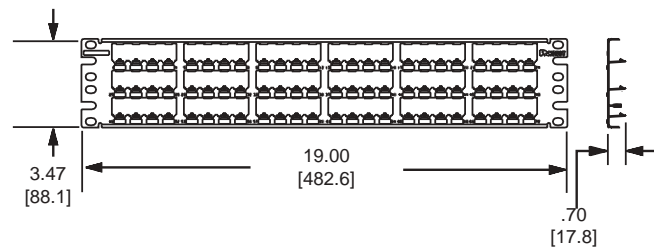
CP24BLY



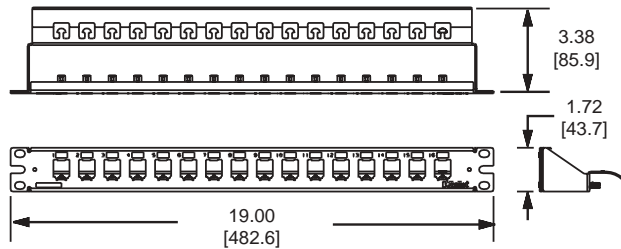
CP48BLY



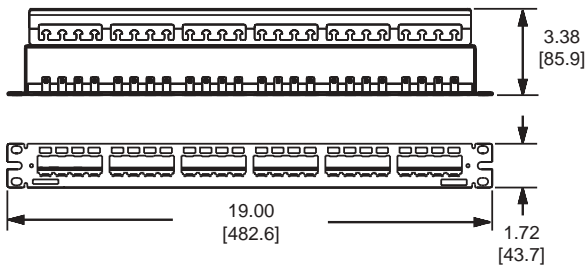
CP72BLY



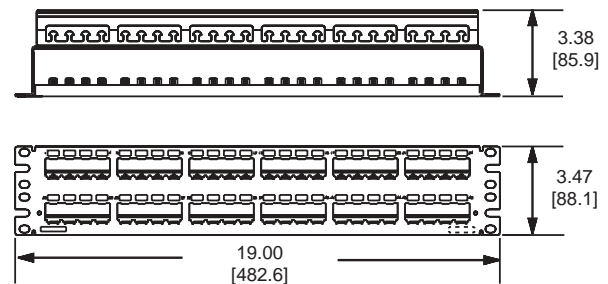
CP16WSBLY



CP24WSBLY



CP48WSBLY



Dimensions are in inches [Dimensions in brackets are metric]

WORLDWIDE SUBSIDIARIES AND SALES OFFICES

PANDUIT CANADA
Markham, Ontario
cs-cdn@panduit.com
Phone: 800.777.3300

PANDUIT EUROPE LTD.
London, UK
cs-emea@panduit.com
Phone: 44.20.8601.7200

PANDUIT SINGAPORE PTE. LTD.
Republic of Singapore
cs-ap@panduit.com
Phone: 65.6305.7575

PANDUIT JAPAN
Tokyo, Japan
cs-japan@panduit.com
Phone: 81.3.3767.7011

PANDUIT LATIN AMERICA
Jalisco, Mexico
cs-la@panduit.com
Phone: 52.333.777.6000

PANDUIT AUSTRALIA PTY. LTD.
Victoria, Australia
cs-aus@panduit.com
Phone: 61.3.9794.9020

For a copy of PANDUIT product warranties, log on to www.panduit.com/warranty



For more information
Visit us at www.panduit.com
Contact Customer Service by email: cs@panduit.com
or by phone: 800-777-3300 and reference COSP56

©2007 PANDUIT Corp.
ALL RIGHTS RESERVED.
Printed in the U.S.A.
WW-COSP56
7/2007