

ALTOS® Figure-8 Gel-Free Cables


A LANscape®
Solutions Product

features and benefits |

Fully waterblocked loose tube, gel-free design	Simple access and no clean up
Medium-density polyethylene jacket	Rugged, durable and easy to strip
Figure-8 cable design	Easy, one-step installation
Available in 62.5 µm, 50 µm, single-mode and hybrid versions	Ready for any application including Gigabit Ethernet and 10 Gigabit Ethernet

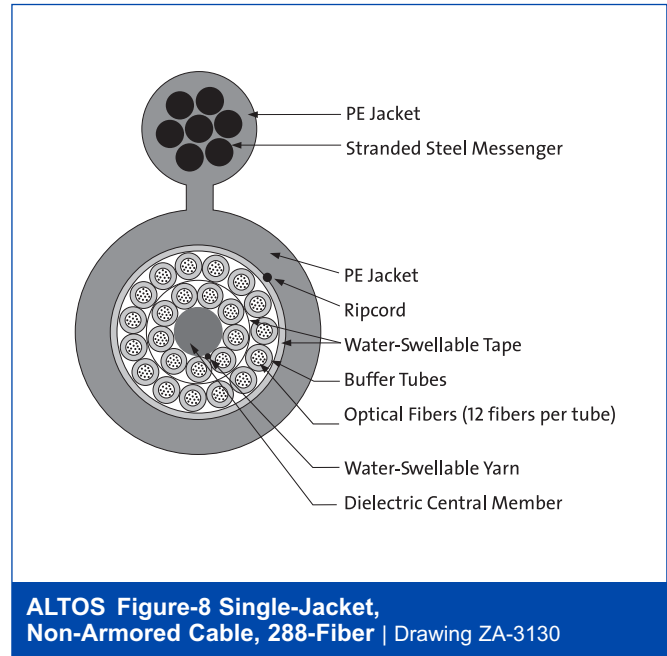
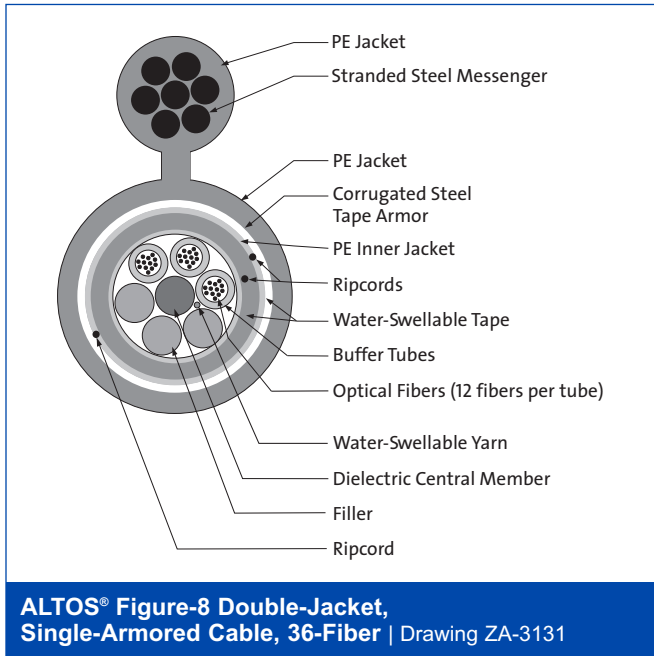
Corning Cable Systems ALTOS® Figure-8 Gel-Free Cables are self-supporting aerial cables designed for easy and economical one-step installation. The loose tube design provides stable performance over a wide temperature range and is compatible with any telecommunications-grade optical fiber. The gel-free design is fully waterblocked using craft-friendly water-swappable materials, making cable access simple and requiring no clean up.

While the flexible, craft-friendly buffer tubes are easy to route in closures, the SZ-stranded, loose tube design isolates optical fibers from installation and environmental rigors and facilitates midspan access. The figure-8 cable design allows easy, one-step installation, using standard hardware and installation methods. These cables have a medium-density polyethylene jacket that is rugged, durable and easy to strip.



ALTOS® Figure-8 Gel-Free Cables

A LANscape®
Solutions Product



specifications |

Maximum Tensile Loads	Short-Term:	See sag and tension information
	Long-Term:	See sag and tension information

Temperatures	Storage:	-40° to +70°C (-40° to +158°F)
	Installation:	-30° to +70°C (-22° to +158°F)
	Operation:	-40° to +70°C (-40° to +158°F)

Common Installations	Outdoor self-supporting aerial
-----------------------------	--------------------------------

Design and Test Criteria	ANSI/ICEA S-87-640
---------------------------------	--------------------

Coming Cable Systems recommends storing cable in a proper temperature environment prior to installation to allow the cable temperature to meet installation temperature range specifications for best installation results.



ALTOS® Figure-8 Gel-Free Cables

A LANscape®
Solutions Product

specifications | (continued)

Fiber Count	Maximum Fibers per Tube	Number of Tube Positions	Number of Active Tubes	Central Member	Nominal Cable Weight kg/km (lb/1000 ft)	Nominal Outside Diameter mm (in)	Nominal Cable Height mm (in)	Minimum Bend Radius Loaded cm (in) Installed cm (in)	
Figure-8 (Non-Armored)									
2-72	12	6	1-6	Dielectric	297 (199)	10.5 (0.41)	22.1 (0.87)	15.8 (6.2)	10.5 (4.1)
73-96	12	8	7-8	Dielectric	321 (215)	12.2 (0.48)	23.8 (0.94)	18.3 (7.2)	12.2 (4.8)
97-144	12	12	9-12	Dielectric	386 (259)	15.8 (0.62)	27.4 (1.08)	23.7 (9.3)	15.8 (6.2)
145-216	12	18	13-18	Dielectric	371 (249)	16.0 (0.63)	27.6 (1.09)	24.0 (9.4)	16.0 (6.3)
217-288	12	24	19-24	Dielectric	420 (282)	18.2 (0.72)	29.8 (1.17)	27.3 (10.7)	18.2 (7.2)
Figure-8 (Armored)									
2-72	12	6	1-6	Dielectric	396 (266)	14.3 (0.56)	25.9 (1.02)	21.5 (8.4)	14.3 (5.6)
73-96	12	8	7-8	Dielectric	432 (290)	16.0 (0.63)	27.6 (1.09)	24.0 (9.4)	16.0 (6.3)
97-144	12	12	9-12	Dielectric	527 (353)	19.7 (0.78)	31.3 (1.23)	29.6 (11.6)	19.7 (7.8)
145-216	12	18	13-18	Dielectric	513 (344)	19.9 (0.78)	31.5 (1.24)	29.9 (11.8)	19.9 (7.8)

Maximum Span with One Percent Installation Sag			
Number of Tube Positions	NESC Light m (ft)	NESC Medium m (ft)	NESC Heavy m (ft)
Figure-8 (Non-Armored)			
6	241 (790)	235 (770)	168 (550)
8	241 (790)	229 (750)	158 (520)
12	216 (710)	201 (660)	140 (460)
18	207 (680)	198 (650)	137 (450)
24	183 (600)	183 (600)	137 (450)
Figure-8 (Armored)			
6	189 (620)	189 (620)	140 (460)
8	189 (620)	186 (610)	131 (430)
10	171 (560)	162 (530)	116 (380)
18	162 (530)	158 (520)	116 (380)



ALTOS® Figure-8 Gel-Free Cables

A LANscape®
Solutions Product

transmission performance |

	LANscape® 62.5 Solutions	LANscape Pretium® 150 Solutions	LANscape Pretium 300 Solutions	LANscape Pretium 550 Solutions	LANscape Pretium 600 Solutions	Single-Mode
Fiber Code	K	T	T	T	T	E
Performance Option Code	30	31	80	90	91	01
Optical Fiber Type (µm)	62.5 Multimode	50 Multimode	50 Multimode	50 Multimode	50 Multimode	Single-mode****
ISO/IEC 11801 Nomenclature	OM1	OM2	OM3***	OM4***	OM4***	OS2
Wavelength (nm)	850/1300	850/1300	850/1300	850/1300	850/1300	1310/1383/1550
Maximum Attenuation (dB/km)	3.4/1.0	3.0/1.0	3.0/1.0	3.0/1.0	3.0/1.0	0.4/0.4/0.3
Minimum Over Filled Launch (OFL) Bandwidth (MHz•km)	200/500	700/500	1500/500	3500/500	3500/500	- / - / -
Minimum Effective Modal Bandwidth (EMB) (MHz•km)	220/ -	950/ -	2000/ -	4700/ -	5350/ -	- / - / -
Serial 1 Gigabit Ethernet Distance (m)	300/550	750/600	1000/600	1100/600	1100/600	5000 / - / -
Serial 10 Gigabit Ethernet Distance (m)	33/ -	150/ -	300/ -	550*/ -	600**/ -	10000/ - /40000

* Assumes 1.0 dB maximum total connector/splice loss.

** Assumes 0.7 dB maximum total connector/splice loss.

*** Meets 0.75 ns optical skew when used in all Corning Cable Systems Plug & Play™ Systems solutions.

**** ITU 652.D compliant.

Notes:

- 1) Improved attenuation and bandwidth options available.
- 2) Bend-insensitive single-mode fibers available on request.
- 3) Contact a Corning Cable Systems Customer Service Representative for additional information.
- 4) 50 µm multimode fiber macrobend loss ≤ 0.2 dB at 850 nm for two turns around 7.5 mm radius mandrel.



ALTOS® Figure-8 Gel-Free Cables

A LANscape®
Solutions Product

ordering information | Contact Customer Service at 800-743-2671 for other options.

<input type="checkbox"/>	<input type="checkbox"/>	<input type="checkbox"/>	<input type="checkbox"/>	U	<input type="checkbox"/>	-	T	4	1	<input type="checkbox"/>	<input type="checkbox"/>	D	2	0
1	2	3	4	5	6		7	8	9	10	11	12	13	14

|1-3

Select fiber count.

Standard offerings:
012 060 192
024 072 216
036 096 288
048 144

See Note 1.

|4

Select fiber code
(see Transmission
Performance table).

|5 / 12

Defines cable type.
U / D = ALTOS® Gel-Free
Cable

|6

Select outer jacket.

A = Non-armored
B = Armored

See Note 2.

|7

Defines fiber placement.
T = 12 fibers/buffer tube
(standard)

|8

Defines length markings.
4 = Markings in feet
(standard)

|9

Defines tensile strength
(see Specifications).

|10-11

Select performance
option code (see
Transmission
Performance table).

|13-14

Defines special
requirements.
20 = No special
requirements

Notes:

1) 288 fibers available in
non-armored version only.



ALTOS® Figure-8 Gel-Free Cables

A LANscape®
Solutions Product

notes |



CORNING

LANscape®
Solutions

ALTOS® Figure-8 Gel-Free Cables

A LANscape®
Solutions Product

notes |

PRETERMINATED SYSTEMS | CABLES | CONNECTORS | CABLE ASSEMBLIES | HARDWARE | SPLICE CLOSURES | TEST EQUIPMENT | SPLICE EQUIPMENT | TRAINING |



ALTOS® Figure-8 Gel-Free Cables

A LANscape®
Solutions Product

notes |

Corning Cable Systems LLC • PO Box 489 • Hickory, NC 28603-0489 USA
800-743-2675 • FAX: 828-901-5973 • International: +1-828-901-5000 • www.corning.com/cablesystems

Corning Cable Systems reserves the right to improve, enhance and modify the features and specifications of Corning Cable Systems products without prior notification. ALTOS, LANscape and Pretium are registered trademarks of Corning Cable Systems Brands, Inc. Plug & Play is a trademark of Corning Cable Systems Brands, Inc. All other trademarks are the properties of their respective owners. Corning Cable Systems is ISO 9001 certified. © 2007, 2009 Corning Cable Systems. All rights reserved. Published in the USA. LAN-688-EN / October 2009

