

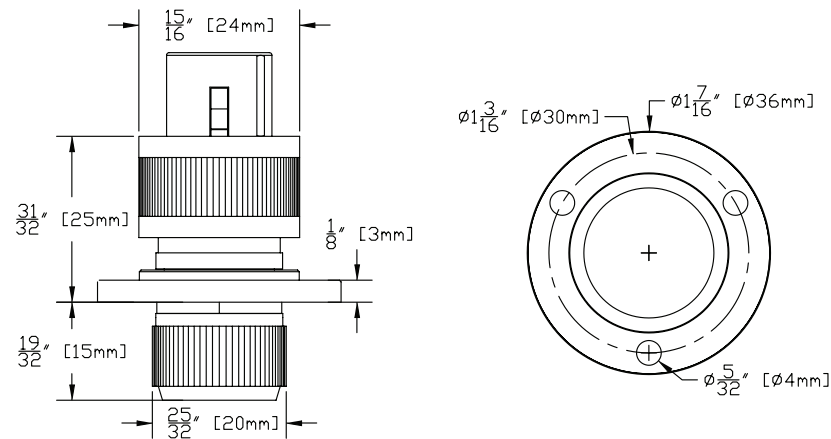
GN10VP/GN15VP/GN20VP

Continuously-variable Pattern Condenser Mini-gooseneck Microphone with Power LED

Dimensional Drawings (not shown actual size)

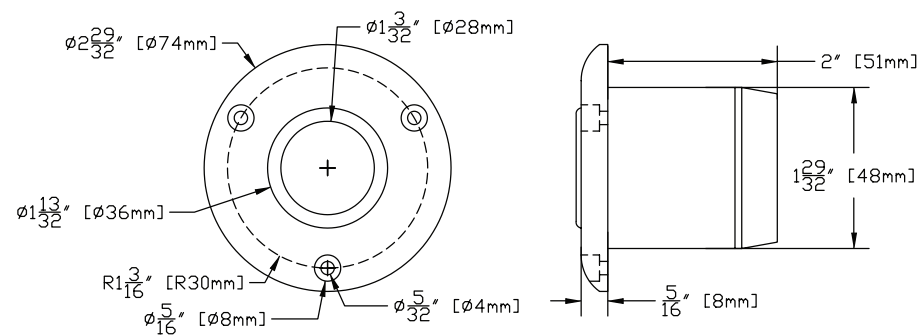
FM-2A Locking Flange Mount Installation

1. Mark the center of the mounting location. Be sure to check the underside of the surface for obstructions.
2. Using a 7/8" hole saw or drill bit, cut the centered hole for the cable and bottom of the mount to pass through the surface.
3. Fit the mount into the hole so that the flange sits flat on the surface. Mark the three mounting holes around the flange.
4. Remove the mount from the hole and pre-drill the marked mounting holes for screws appropriate for the installation.
5. Make all final audio connections to the XLR connector.
6. Mount the FM-2A to the surface.



GSM-2 Shock Mount Installation

1. Mark the center of the mounting location. Be sure to check the underside of the surface for obstructions.
2. Using a hole saw cut a centered 2" hole in the mounting surface.
3. Fit the GSM-2 into the hole so that the flange sits flat on the surface. Mark the three mounting holes around the flange.
4. Remove the GSM-2 from the hole and pre-drill the marked mounting holes for screws appropriate for the installation.
5. Attach the GSM-2 to the surface.



Two-Year Limited Warranty

Astatic Commercial Audio Products hereby warrants that this product will be free of defects in material and workmanship for a period of two years from the date of purchase. In the unlikely event that a defect occurs Astatic will, at its option, either repair or replace with a new unit of equal or greater value. Retain proof of purchase to validate the purchase date and return it with any warranty claim.

This warranty excludes exterior finish or appearance, damage from abuse, misuse of the product, use contrary to Astatic's instructions or unauthorized repair. All implied warranties, merchantability, or fitness for a particular purpose is hereby disclaimed and Astatic hereby disclaims liability for incidental, special or consequential damages resulting from the use or unavailability of this product.

This warranty gives you specific legal rights and you may have other rights that vary from state to state. Some states do not allow the exclusion or limitation of incidental or consequential damages or limitations on how long an implied warranty lasts, so the above exclusions and limitations may not apply to you.

Note: No other warranty, written or oral is authorized by Astatic Commercial Audio Products.

Shipping Instructions

Please call our customer service department at 440-349-4900 for a pre-approved return authorization number.

Carefully repack the unit and return the insured package to: Astatic Commercial Audio Products, 6573 Cochran Road, Building I, Solon, Ohio 44139. **RETURNS WITHOUT A PRE-APPROVED RETURN AUTHORIZATION NUMBER WILL BE REFUSED.**

If outside the United States, contact your local dealer or distributor for warranty details.



©2007 Astatic Commercial Audio Products
Part No. 46873-81-00 rev01 Jan2007

Description

The GNVP is a series of continuously-variable pattern, quick-mount, miniature-gooseneck condenser microphones designed primarily for speech and vocal pickup. Special attention has been taken to design the GNVP series with improved RF immunity to greatly reduce susceptibility to radio interference from GSM based cell phones, PDA/cell phones with walkie-talkie capability and other similar devices. The integral 80Hz, 12dB/oct hi-pass filter removes unwanted low frequency energy. The advanced, transformerless electronics are self-contained to simplify installation. Available in 10", 15" and 20" lengths, the GNVP may be mounted on lecterns, pulpits and conference tables with the included mounting hardware or with other options available from Astatic.

A status indicator LED is located on the XLR housing that is visible to the speaker indicating that the microphone is operational. The LED on/off switch as well as polar pattern adjustment are hidden from unqualified tampering on the PCB within the XLR housing.

The Astatic GNVP has a variable polar pattern so it can shorten the list of products an audio system designer requires when miniature-gooseneck condenser microphones are indicated. From omnidirectional to cardioid, hypercardioid, figure-eight and all tight or wide directional polar patterns in between, an installer can precisely tailor the polar pattern for optimum performance. One gooseneck condenser microphone can suit almost any challenge when tasked to perform in business, government, worship, and media production.

Features

- Continuously-variable polar pattern
- RF (radio frequency) resistant architecture
- Status LED (defeatable)
- Controls secured within the XLR housing
- Available in three lengths (10", 15" & 20")
- Quick-mount format
- Balanced transformerless output circuitry
- Integrated hi-pass filter for elimination of unwanted low frequencies
- Silent, durable, dual-flex pipe design with strong positioning memory
- Non-reflective matte-black finish
- Included shock mount (approx. 20dB noise isolation)
- Included XLR-F type locking flange mount
- Included windscreen



ASTATIC
Commercial Audio Products
Installed since 1951

Astatic Commercial Audio Products
6573 Cochran Rd. Building I Solon, Ohio 44139 U.S.A.
Tel: (440) 349-4900 Fax: (440) 248-4902 Sales: (800) 421-3161
www.astaticinstalled.com

ASTATIC
Commercial Audio Products
Installed since 1951



GN10VP/GN15VP/GN20VP

Continuously-variable Pattern Condenser Mini-gooseneck Microphone with Power LED

Specifications*

Operating Principle	Condenser
Polar Pattern	Continuously-variable
Frequency Response	80 Hz - 18 KHz
Sensitivity	-36dBV (16mV) @ 1Pa
Impedance	120 ohms
Self Noise	29 dBA
Maximum SPL	120 dB, 1% THD
Power Requirements	P12, P24, P48, 4 mA
Connector	3-pin male XLR type
Polarity	Positive pressure on diaphragm corresponds to positive voltage on pin 2 relative to pin 3.
Finish	Durable matte-black urethane
RF Immunity	Meets or exceeds EN55103-2, E1, E2, E3 and E4

RoHS Compliant

*Specifications subject to change without notice.

Optional Accessories

GSM-1	Shock mount
FM-1A	Flange with 3-pin female XLR stem mount

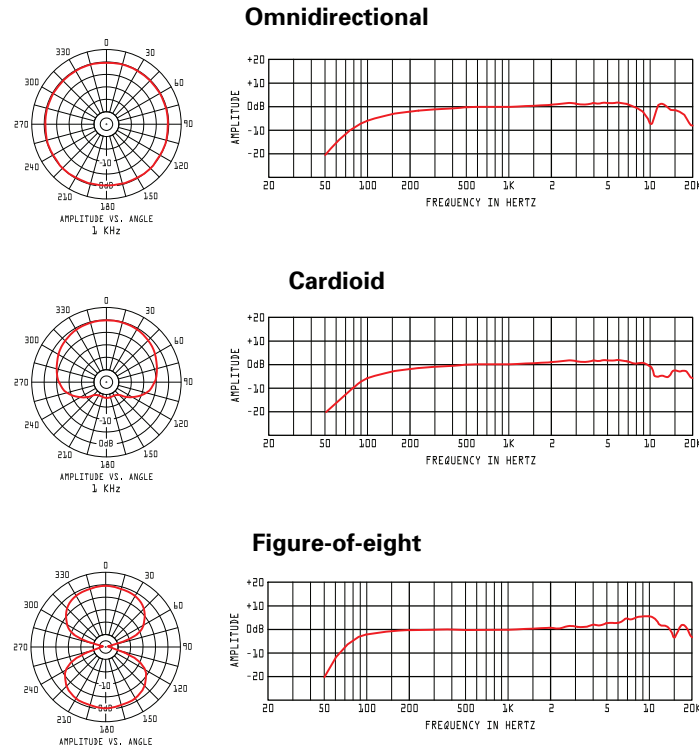
Architects' and Engineers' Specification

The microphone will be a mini-gooseneck condenser type. The frequency response will be 80-18kHz. The microphone will have a continuously-variable polar pattern.

The sensitivity of the microphone will be -36 dBV (16mv) @ 1 Pa. The microphone will have a professional 3-pin male XLR connector that also contains the electronic circuitry, variable pattern control and LED on/off switch. A blue LED light will show through the XLR housing and illuminate when phantom power is applied. The microphone will operate from P12, P24 or P48 standard phantom power consuming 4mA.

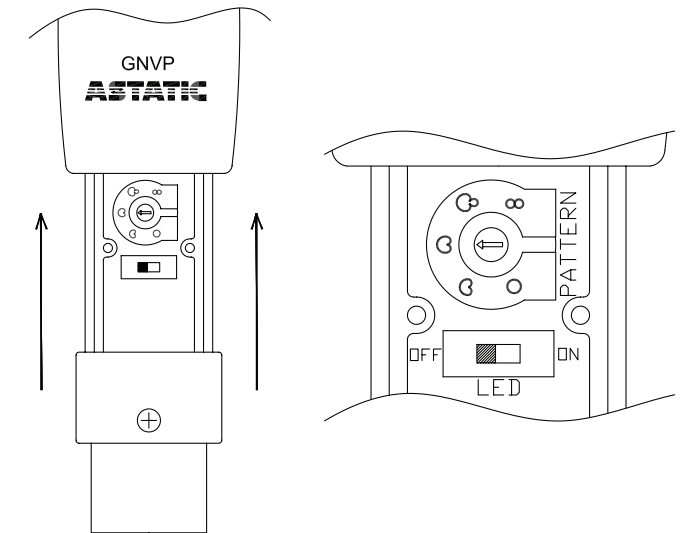
The microphone element and electronics will be enclosed in a radio frequency resistant housing meeting or exceeding specification EN55103-2. The dimensions of the microphone will be 1/2" [12mm] in diameter for the head and 1 5/32" [29mm] in diameter for the connector. The upper gooseneck will be 1/4" [6mm] in diameter. The lower gooseneck will be 19/32" [8mm] in diameter. The GN10VP will have a single 1/4" [6mm] diameter gooseneck. The overall height will be 10 1/4" [260mm] for the GN10VP, 15 1/4" [387mm] for the GN15VP, and 20 1/4" [514mm] for the GN20VP. The GN10VP, GN15VP, GN20VP will have a durable matte-black urethane finish. A foam windscreen, locking flange mount and shock mount will be supplied as accessories.

The Astatic model GN10VP, GN15VP or GN20VP is specified.



Dimensional Drawings

(not shown actual size)



Pattern/LED Adjustment

1. Disconnect power from microphone.
2. Straighten the gooseneck.
3. Remove cover screw using a #1 Phillips screwdriver.
4. Lift Cover.
5. Adjust dial to desired polar pattern using a 3/32" (2.5mm) flat-head screwdriver.
6. Set LED switch as desired.
7. Lower cover.
8. Replace and tighten cover screw.

