

Fire Alarm

Power-Limited Fire Protective Signaling Circuit Cables

Subject 1424 (NEC Article 760, Type FPLR)

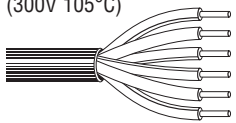


Description	Part No.	UL NEC/ C(UL) CEC Type	No. of Cond.	Color Code	Standard Lengths		Standard Unit Weight		Insulation Thickness		Jacket Thickness		Nominal OD	
					Ft.	m	Lbs.	kg	Inch	mm	Inch	mm	Inch	mm

22 AWG Solid Tinned Copper Conductors • Conductors Cabled

PVC Insulation • Black PVC Jacket

UL AWM Style 2464 & 1424 (300V 105°C)	9576	NEC: MPR, FPLR CEC: FAS 105 FT4	6	See Chart 1 (Tech Info Section)	U-500 U-1000	U-152.4 U-304.8	18.0 35.0	8.2 15.9	.013 .33	.039 .99	.234 5.94		
---------------------------------------	-------------	--	---	--	-----------------	--------------------	--------------	-------------	-------------	-------------	--------------	--	--



18 AWG Solid Bare Copper Conductors • Conductors Cabled

PVC Insulation • Red PVC Jacket

UL AWM Style 2464 & 1424 (300V 105°C)	9571	NEC: MPR, FPLR CEC: FAS 105 FT4	2	Black, Red	U-500 U-1000	U-152.4 U-304.8	14.5 28.0	6.6 12.7	.017 .43	.037 .94	.228 5.79		
---------------------------------------	-------------	--	---	---------------	-----------------	--------------------	--------------	-------------	-------------	-------------	--------------	--	--



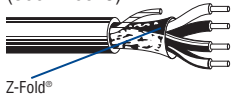
18 AWG Solid Bare Copper Conductors • Conductors Cabled • Overall Beldfoil® Shield (100% Coverage) • 22 AWG Stranded TC Drain Wire

PVC Insulation • Red PVC Jacket

UL AWM Style 2464 & 1424 (300V 105°C)	9574	NEC: MPR, FPLR CEC: FAS 105 FT4	2	Black, Red	U-500 U-1000	U-152.4 U-304.8	16.0 31.0	7.3 14.1	.017 .43	.037 .94	.231 5.87		
---------------------------------------	-------------	--	---	---------------	-----------------	--------------------	--------------	-------------	-------------	-------------	--------------	--	--



UL AWM Style 2464 & 1424 (300V 105°C)	9578	NEC: MPR, FPLR CEC: FAS 105 FT4	4	Black, Red, Yellow, Light Blue	U-500 1000	U-152.4 304.8	25.5 51.0	11.6 23.2	.017 .43	.037 .94	.263 6.68		
---------------------------------------	-------------	--	---	---	---------------	------------------	--------------	--------------	-------------	-------------	--------------	--	--



16 AWG Solid Bare Copper Conductors • Conductors Cabled

PVC Insulation • Red PVC Jacket

UL AWM Style 2464 & 1424 (300V 105°C)	9572	NEC: MPR, FPLR CEC: FAS 105 FT4	2	Black, Red	U-500 U-1000	U-152.4 U-304.8	18.0 35.0	8.2 15.9	.018 .46	.037 .94	.250 6.35		
---------------------------------------	-------------	--	---	---------------	-----------------	--------------------	--------------	-------------	-------------	-------------	--------------	--	--



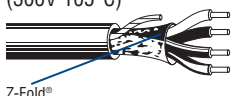
16 AWG Solid Bare Copper Conductors • Conductors Cabled • Overall Beldfoil Shield (100% Coverage) • 22 AWG Stranded TC Drain Wire

PVC Insulation • Red PVC Jacket

UL AWM Style 2464 & 1424 (300V 105°C)	9575	NEC: MPR, FPLR CEC: FAS 105 FT4	2	Black, Red	U-500 U-1000	U-152.4 U-304.8	20.0 39.0	9.1 17.7	.018 .46	.037 .94	.253 6.43		
---------------------------------------	-------------	--	---	---------------	-----------------	--------------------	--------------	-------------	-------------	-------------	--------------	--	--



UL AWM Style 2464 & 1424 (300V 105°C)	9579	NEC: MPR, FPLR CEC: FAS 105 FT4	4	Black, Red, Yellow, Light Blue	U-500 1000	U-152.4 304.8	35.5 72.0	16.1 32.7	.018 .46	.042 1.07	.301 7.65		
---------------------------------------	-------------	--	---	---	---------------	------------------	--------------	--------------	-------------	--------------	--------------	--	--



TC = Tinned Copper

All cables on this page pass the IEEE 383-2003 Flame Test and are listed by the California State Fire Marshall. Component Recognized UL2464.



Fire Alarm

Power-Limited Fire Protective Signaling Circuit Cables
Subject 1424 (NEC Article 760, Type FPLR)

Description	Part No.	UL NEC/ C(UL) CEC Type	No. of Cond.	Color Code	Standard Lengths		Standard Unit Weight		Insulation Thickness		Jacket Thickness		Nominal OD	
					Ft.	m	Lbs.	kg	Inch	mm	Inch	mm	Inch	mm


14 AWG Solid Bare Copper Conductors • Conductors Cabled

PVC Insulation • Red PVC Jacket

UL Style 1424 (300V 105°C) 	9580	NEC:	2	Black, Red	U-500	U-152.4	27.0	12.3	.022	.56	.042	1.07	.303	7.70
		FPLR			1000	304.8	54.0	24.5						
		CEC:												
		FAS 105 FT4												


14 AWG Solid Bare Copper Conductors • Conductors Cabled • Beldfoil® Shield (100% Coverage)

PVC Insulation • Red PVC Jacket

UL Style 1424 (300V 105°C) 	9581	NEC:	2	Black, Red	U-500	U-152.4	32.5	14.7	.022	.56	.042	1.07	.306	7.77
		FPLR			1000	304.8	65.0	29.5						
		CEC:												
		FAS 105 FT4												

12 AWG Solid Bare Copper Conductors • Conductors Cabled

PVC Insulation • Red PVC Jacket

UL Style 1424 (300V 105°C) 	9582	NEC:	2	Black, Red	1000	304.8	75.0	34.1	.022	.56	.042	1.07	.340	8.64
		FPLR												
		CEC:												
		FAS 105 FT4												

12 AWG Solid Bare Copper Conductors • Conductors Cabled • Beldfoil Shield (100% Coverage)

PVC Insulation • Red PVC Jacket

UL Style 1424 (300V 105°C) 	9583	NEC:	2	Black, Red	1000	304.8	85.0	38.6	.022	.56	.042	1.07	.343	8.71
		FPLR												
		CEC:												
		FAS 105 FT4												


All cables on this page pass the IEEE 383-2003 Flame Test and are listed by the California State Fire Marshall. Component Recognized UL2464, 300V 80°C.




Plenum-Rated Fire Alarm

Power-Limited Fire Protective, Control and Instrumentation Cables

Subject 1424 (NEC Article 760, Type FPLP)

Description	Part No.	UL NEC/ C(UL) CEC Type	No. of Cond.	Color Code	Standard Lengths		Standard Unit Weight		Insulation Thickness		Jacket Thickness		Nominal OD		Nominal Capacitance					
					Ft.	m	Lbs.	kg	Inch	mm	Inch	mm	Inch	mm	* pF/ Ft.	* pF/ m	** pF/ Ft.	** pF/ m		
14 AWG Stranded (7x22) TC Conductors • Conductors Cabled • Overall Beldfoil® (100% Coverage) + TC Braid Shield (85% Coverage)																				
Plenum • FEP Insulation • Red FEP Jacket																				
UL Style 2464 & 1424 (300V 200°C)	83752	NEC:	2	See Chart 2 (Tech Info Section)	100	30.5	7.1	3.2	.016	.41	.015	.38	.267	6.78	30	98	52	171		
		FPLP, CMP			500†	152.4	31.5	14.3												
		CEC: CMP FT6			1000†	304.8	60.0	27.2												
	83753	NEC:	3	See Chart 2 (Tech Info Section)	500†	152.4	42.5	19.3	.016	.41	.015	.38	.284	7.21	30	98	52	171		
		FPLP, CMP			1000†	304.8	82.0	37.2												
		CEC: CMP FT6																		
	83754	NEC:	4	See Chart 2 (Tech Info Section)	100	30.5	9.8	4.5	.016	.41	.015	.38	.311	7.90	30	98	52	171		
		FPLP, CMP			500†	152.4	52.5	23.8												
		CEC: CMP FT6			1000†	304.8	102.0	46.3												
	83756	NEC:	6	See Chart 2 (Tech Info Section)	100	30.5	14.1	6.4	.016	.41	.017	.43	.376	9.55	30	98	52	171		
		FPLP, CMP			500†	152.4	74.5	34.0												
		CEC: CMP FT6			1000†	304.8	150.0	68.1												

12 AWG Stranded (7x20) TC Conductors • Conductors Cabled • Overall Beldfoil (100% Coverage) + TC Braid Shield (85% Coverage)

Plenum • FEP Insulation • Red FEP Jacket																				
UL Style 2464 & 1424 (300V 200°C)	83802	NEC:	2	See Chart 2 (Tech Info Section)	100	30.5	7.5	3.4	.016	.41	.015	.38	.303	7.70	32	105	55	180		
		FPLP, CMP			500†	152.4	41.0	18.6												
		CEC: CMP FT6			1000†	304.8	80.0	36.3												
	83803	NEC:	3	See Chart 2 (Tech Info Section)	100	30.5	10.6	4.8	.016	.41	.015	.38	.323	8.20	32	105	55	180		
		FPLP, CMP			500†	152.4	56.5	25.7												
		CEC: CMP FT6			1000†	304.8	111.0	50.4												
	83804	NEC:	4	See Chart 2 (Tech Info Section)	100	30.5	13.8	6.3	.016	.41	.017	.43	.359	9.12	32	105	55	180		
		FPLP, CMP			500†	152.4	73.0	33.1												
		CEC: CMP FT6			1000†	304.8	147.0	66.7												
	83806	NEC:	6	See Chart 2 (Tech Info Section)	100	30.5	19.7	9.0	.016	.41	.017	.43	.430	10.92	32	105	55	180		
		FPLP, CMP			500†	152.4	213.0	96.7												
		CEC: CMP FT6			1000†	304.8	213.0	96.7												

TC = Tinned Copper

All cables on this page pass the IEEE 383-2003 Flame Test and are listed by the California State Fire Marshall. Component Recognized UL2464, 300V 80°C.

* Capacitance between conductors.

** Capacitance between one conductor and other conductors connected to shield.

† Spools are one piece, but length may vary ±10% from length shown.

