

ALTOS® Lite™ Gel-Free Cables, Single Jacket/Single Armor

A LANscape® Pretium™ Solutions Product



Applications


- Campus backbones in direct-buried installations

Description

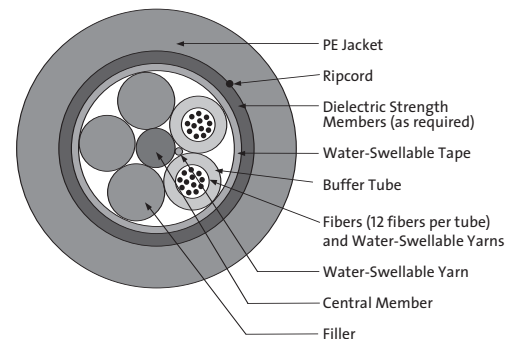
Corning Cable Systems ALTOS® Lite™ Gel-Free Single-Jacket/Single-Armor Cables are designed for direct-buried applications. The loose tube design provides stable and highly reliable transmission parameters for a variety of voice, data, video and imaging applications. The design also provides high-fiber density within a given cable diameter while allowing flexibility to suit many system designs.

Features / Benefits

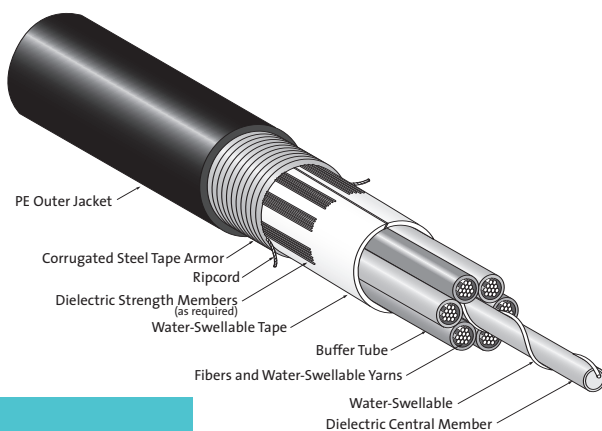
- Single-armor construction provides additional crush and rodent protection
- High-strength ripcord under armor for ease of stripping
- Gel-free design is fully waterblocked using craft-friendly water-swappable yarns and tapes, making cable access simple and requiring no clean up
- Available in 62.5 μm, 50 μm, single-mode and hybrid versions
- Standard 3.0 mm buffer tube size reduces the number of access tools required by crafts personnel
- SZ-stranded, loose tube design isolates fibers from installation and environmental rigors and allows for easy midspan access
- Available with extended operating temperature to -60°C (-76°F)
- Medium density polyethylene jacket is rugged, durable and easy to strip
- Available with Gigabit Ethernet performance



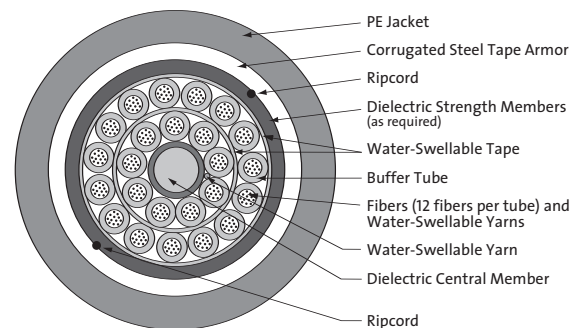
ALTOS Lite Gel-Free Cable | Photo CLT05



ALTOS Lite Gel-Free Single-Jacket/Single-Armor Cable, 24-Fiber
Drawing ZA-2647



ALTOS Lite Gel-Free Cable
Drawing ZA-1610



ALTOS Lite Gel-Free Single-Jacket/Single-Armor Cable, 288-Fiber
Drawing ZA-1613



Product Specifications

ALTOS® Lite™ Gel-Free Cables, Single Jacket/Single Armor

A LANscape® Pretium™ Solutions Product



Specifications

Maximum Tensile Loads	Short-Term: 2700 N (600 lbf) Long-Term: 890 N (200 lbf)
Temperatures	Storage: -40° to +70°C (-40° to +158°F) Installation: -30° to +70°C (-22° to +158°F) Operation: -40° to +70°C (-40° to +158°F)
Approvals and Listings	RDUP 7 CFR 1755.900
Common Installations	Outdoor lashed aerial and duct; indoor when installed according to National Electrical Code® (NEC®) Article 770
Design and Test Criteria	ANSI/ICEA S-87-640

Corning Cable Systems recommends storing indoor/outdoor cable in a proper temperature environment prior to installation to allow the cable temperature to meet installation temperature range specifications for best installation results.

Fiber Count	Maximum Fibers per Tube	Number of Tube Positions	Number of Active Tubes	Central Member	Nominal Weight kg/km (lb/1000 ft)	Nominal Outer Diameter mm (in)	Minimum Bend Radius Loaded cm (in)	Minimum Bend Radius Installed cm (in)
2-60	12	5	3-5	Dielectric	139 (93)	12.9 (0.51)	19.4 (7.6)	12.9 (5.1)
61-72	12	6	6	Dielectric	157 (105)	13.7 (0.54)	20.6 (8.1)	13.7 (5.4)
73-96	12	8	7-8	Dielectric	197 (132)	15.7 (0.62)	23.6 (9.3)	15.7 (6.2)
97-120	12	10	9-10	Dielectric	243 (163)	17.6 (0.69)	26.4 (10.4)	17.6 (6.9)
121-192	12	16	11-16	Dielectric	253 (170)	19.4 (0.76)	29.1 (11.5)	19.4 (7.6)
193-216	12	18	17-18	Dielectric	276 (185)	20.1 (0.79)	30.2 (11.9)	20.1 (7.9)
217-240	12	20	19-20	Dielectric	300 (201)	21.0 (0.83)	31.5 (12.4)	21.0 (8.3)
241-288	12	24	21-24	Dielectric	360 (241)	23.3 (0.92)	35.0 (13.8)	23.3 (9.2)

Transmission Performance

Fiber Code	K	C	S	S	E
Performance Option Code	30	31	80	90	01
Fiber Type	62.5/125 µm (850/1300 nm)	50/125 µm (850/1300 nm)	50/125 µm (850/1300 nm)	50/125 µm (850/1300 nm)	Single-mode (1310/1383/1550 nm)
Maximum Attenuation (dB/km)	3.5/1.0	3.5/1.5	3.0/1.5	3.0/1.5	0.40/0.40/0.30
Minimum LED Bandwidth (MHz•km)	200/500	500/500	1500/500	1500/500	- / - / -
Minimum Effective Modal Bandwidth (MHz•km)	*220/ -	*510/ -	**2000/ -	***4700/ -	- / - / -
Serial Gigabit Ethernet Distance (m)	300/550	600/600	1000/600	1000/600	5000/ - / -
Serial 10 Gigabit Ethernet Distance (m)	33/ -	82/ -	300/ -	***550/ -	10000/40000

* As predicted by RML BW, per TIA/EIA 455-204 and IEC 60793-1-41, for intermediate performance laser-based systems (up to 1 Gb/s).

** As predicted by minEMBC, per TIA/EIA 455-220 and IEC 60793-1-49, for high-performance laser-based systems (up to 10 Gb/s).

*** As predicted by minEMBC, per TIA/EIA 455-220 and IEC 60793-1-49, for high-performance laser-based systems (up to 10 Gb/s).

**** The 550 m distance is equivalent to a 4700 EMB system with standards-compliant transceiver and fiber characteristics, 3.0 dB/km cable attenuation and 1.0 dB total connector loss.

ALTOS® Lite™ Gel-Free Cables, Single Jacket/Single Armor

A LANscape® Pretium™ Solutions Product

Ordering Information

Contact Customer Service for other options.

W C - T 4 1 **D 2 0**
1 2 3 4 5 6 7 8 9 10 11 12 13 14

1 - 3 Select fiber count.

Standard Offerings:

004 012 024 072 144 216

006 018 036 096 192 288

4 Select fiber code (see Transmission Performance Table).

5 / 12 Defines cable type.

W/D = ALTOS® Gel-Free Cable

6 Defines outer jacket.

C = Armor Lite™ Cable jacket

7 Defines fiber placement.

T = 12 fibers/buffer tube (standard)

8 Defines length markings.

4 = Markings in feet (standard)

9 Defines tensile strength (see Specifications).

10 - 11 Select performance option code (see Transmission Performance Table).

13 - 14 Defines special requirements.

20 = No special requirements

ALTOS® Lite™ Gel-Free Cables, Single Jacket/Single Armor

A LANscape® Pretium™ Solutions Product



CORNING

LANscape®
Pretium™ Solutions

**Corning Cable Systems LLC • PO Box 489 • Hickory, NC 28603-0489 USA
800-743-2675 • FAX: 828-901-5973 • International: +1-828-901-5000 • www.corning.com/cablesystems**

Corning Cable Systems reserves the right to improve, enhance and modify the features and specifications of Corning Cable Systems products without prior notification. ALTOS and LANscape are registered trademarks of Corning Cable Systems Brands, Inc. Lite and Pretium are trademarks of Corning Cable Systems Brands, Inc. All other trademarks are the properties of their respective owners. Corning Cable Systems is ISO 9001 certified. © 2001, 2007 Corning Cable Systems. All rights reserved. Published in the USA. LAN-275-EN / December 2007