

HANDSETS ASSEMBLIES






GB65 and GB65K PLUG-ENDED HANDSET ASSEMBLIES

Plug-ended handset assemblies utilize telephone industry standard components and offer the user a large selection of plugs and cords. Refer to ordering information.


See page 27 for color, cord and plug options.

GB69 and GB69K PLUG-ENDED, PUSH-TO-TALK HANDSET ASSEMBLIES

Similar to GB65 and GB65K series with the addition of the push-to-talk feature. Refer to ordering information for plug selection. Can also be wired for push-to-listen or push-to-signal. Other switch configurations and wiring are available on special order.



For TRANSMITTER OPTIONS see note below.



NOTE: Both the GB65 and GB69 handsets may be equipped with the GB117 Noise Cancelling Transmitter by adding the code -NCT to the part number.

All models are available with the GB116 Electret Electronic Transmitter. Add code -ET to part number.

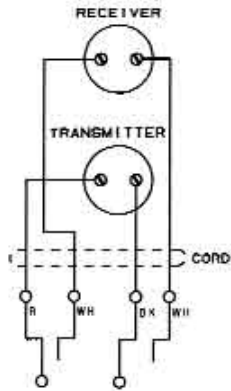
All models are e/w (HAC) hearing aid compatible receiver units.



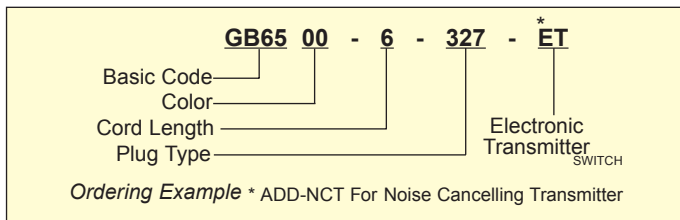
HANDSETS ASSEMBLIES

STANDARD WIRING DIAGRAMS FOR GB65 & GB65K TYPE HANDSETS

Special Wiring Available per Customer's Specifications



AT327
Schematic No.2



COLOR - G MODELS (Code) Color

00 Black	15 White
09 Ivory	44 Light Ash
13 Beige	45 Cocoa Brown
*14 Lt. Gray	47)Cherry Red

*Cord is hard wired to handset end

COLOR - K MODELS (Code) Color

00 Black	44 Light Ash
09 Ivory	45 Cocoa Brown
13 Beige	47 Cherry Red
15 White	

CORD LENGTH

Code	Cords
6	- 4 cond. 6ft.
12	- 4 cond. 12ft.
25	- 4 cond. 25ft.

(Cord lengths are shown for cords extended.)

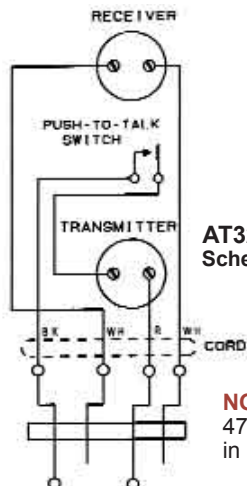
NOTE: For modular handset add code M after basic code.

PLUG TYPES

Code	Plugs
327	- AT327 Double plug
M	- 4 Cond. Modular

STANDARD WIRING DIAGRAMS FOR GB69 & GB69K TYPE HANDSETS

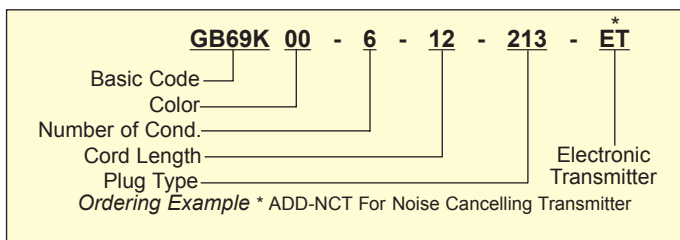
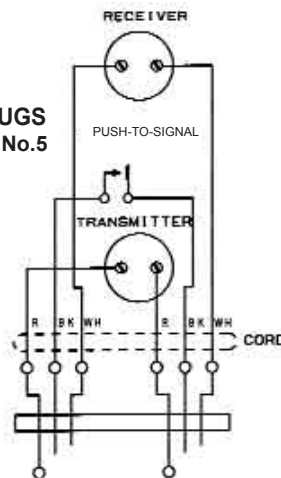
Special Wiring Available per Customer's Specifications



AT327
Schematic No.4

NOTE: 14-Gray and 47-Red are not available in 6-conductor.

AT213 PLUGS
Schematic No.5



COLOR - G MODELS (Code) Color

00 Black	15 White
09 Ivory	44 Light Ash
13 Beige	45 Cocoa Brown
*14 Lt. Gray	47 Cherry Red

*Cord is hard wired to handset end

COLOR - K MODELS (Code) Color

00 Black	44 Light Ash
09 Ivory	45 Cocoa Brown
13 Beige	47 Cherry Red
15 White	

COILED CORD LENGTH

STANDARD Code	SPECIAL Code
4-6	4 cond. 6ft.
4-12	4 cond. 12ft.
4-25	4 cond. 25ft.
	6-6
	6 cond. 6 ft.
	6-12
	6 cond. 12 ft.
	6-25
	6 cond. 25 ft.

(Cord lengths are shown for cords extended.)

NOTE: 6 conductor cords are spade-ended only.

PLUG TYPES

Code	Plugs
327	- AT327 Double plug
213	- AT213 Double plug
M	- 4 Cond. Modular