

# HALL, ELEVATOR & EMERGENCY PHONES



distributed by **Graybar**



**GB522VN or GB522VS**  
Elevator Telephone



**GB522VD or GB252VD**  
Elevator Telephone


Shown without GB62247 Outlet Box & GB62248 Frame. **Must be ordered separately. See page 7.**

These Telephone Sets are designed for flush mounting in elevators or where a standard wall mounted telephone might be subject to accidental damage, cause injury or occupy valuable space, such as in hallways. The set components are mounted on a heavy-gauge formed sheetsteel panel finished in black baked enamel. The handset contains a powerful magnet, which holds it securely in place. In accordance with FCC regulations, all handsets furnished with these telephones are equipped

with Hearing Aid Compatible amplified receiver units with automatic volume reset.

Speakerphone models have a momentary switch which automatically disconnects after two minutes. All models are fully powered from the telephone line and offer vandal resistant construction. Panel is mounted to the Wall Can with tamper-proof screws.

**See ordering information on page 7.**



**GB2555**

Equipped with outlet box less frame.



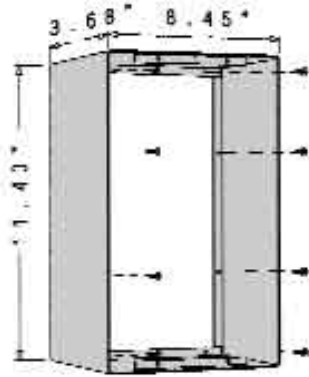
**GB555N or GB555SND**



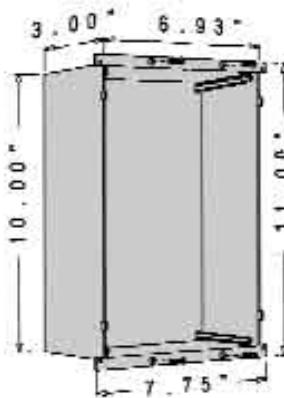
# HALL, ELEVATOR & EMERGENCY PHONES

distributed by **GraybaR**

Except in the case of the Speakerphone, installation of these sets requires a GB62247 Outlet Box. The GB62248 Frame is optional and must be ordered separately. The wall can will fit a recess measuring approximately 10 1/4H x 7 1/4W x 3D. The Speakerphones include a wall can and ringer. Optional trim frame should be ordered separately.



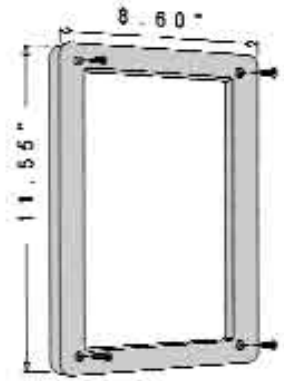
**GB30618**  
Surface Mounting Frame  
for Wall Mounting - All Models (Optional)



**GB62247**  
Outlet Box



Tamperproof Screws  
Tel Set



Tamperproof Screws  
**GB62248**  
Frame (Optional)

## ORDERING INFORMATION See page 5 for new auto dialer and toll restriction models.

### GB522VD

Elevator/Hall Telephone Set equipped with amplified receiver and a Push- button Pulse Dial. No outlet box.

### GB522VN

Elevator/Hall Telephone Set less Dial e/w amplified receiver. No outlet box.

### GB252VD

Elevator/Hall Telephone Set equipped with amplified receiver and Push-button Tone Dial. No outlet box.

### GB522VS

Elevator/Hall Telephone Set e/w amplified receiver, programmable, single number Autodialer (for Tone Output ONLY). No outlet box. Not recommended for use when temperatures are below freezing.

### GB555N

Elevator/Hall Speakerphone with 2-minute Auto Disconnect, Outlet Box and Ringer. Less Dial and GB62248 Trim Frame.

### GB2555

Elevator/Hall Speakerphone with Tone Dial, Outlet Box and Ringer. Less GB62248 Trim Frame. E/w 2 minute Auto-Disconnect Switch.

### GB555SND

Elevator/Hall Speakerphone with 2 minute Auto Disconnect, 12 Digit Auto Dialer, Outlet Box and Ringer. Less GB62248 Trim Frame. Not recommended for use when temperatures are below freezing.

## NOTES:

1. For those models not furnished with an outlet box, order the GB62247 Outlet Box separately.
2. The GB62248 Trim Frame is optional on all models. Please order separately.
3. All models are equipped with straight line ringer.
4. Dimensions of Telephones Sets only (less wall can & frame) are 9.846 H x 6.78 W x 2.84 D.

## OPTIONS

### GB30618

Surface Mounting Frame. Will mount any Hall & Elevator Speakerphone as well as any of the GB522V or GB252V Hall & Elevator Telephones equipped with the optional GB62247 Outlet Box.

### GB62247

Outlet Box

### GB62248

Trim Frame

