

VMT-1 INPUT MATCHING TRANSFORMER

CONNECTIONS

The VMT-1 matches 500-600 Ohm lines to either a high impedance input or output of an amplifier.

It may be used to connect audio page ports of telephone systems to most 70 Volt amplifiers.

The VMT-1 provides an impedance match between a 500-600 Ohm balanced line and auxiliary high impedance input or 25 Volt output of an amplifier.

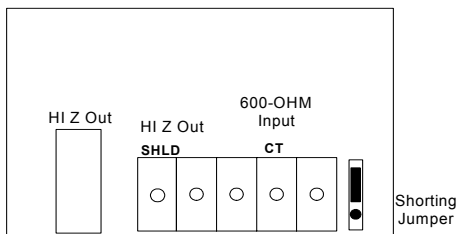


Figure 1

Connection to an auxiliary input of an amplifier is made using a standard phono patch cable or screw terminals. Connection to a 500-600 Ohm input is made to screw terminals. A shorting jumper is available when the unit is used to connect a high impedance output to the microphone input of an amplifier.

DIMENSIONS/WEIGHT

- 1.75" H x 3.75" W x 1.25" D
(4.45cm H x 9.53cm W x 3.2cm D)
- 0.5 lbs. (.23 kg)

Figure 2 shows the VMT-1 used to connect a 600 Ohm balanced line to the auxiliary input of a commercial 70 Volt amplifier. If the amplifier uses phone jacks for auxiliary input connections a patch cable with male phono ends may be used for the connection. Shielded single conductor wiring is used when the amplifier is equipped with screw terminal connections.

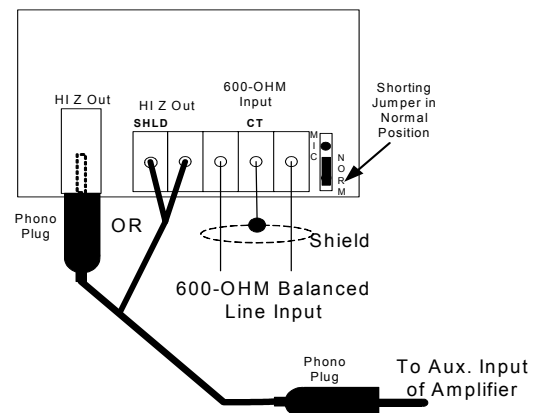


Figure 2 Input Matching Transformer

To connect a 600 Ohm line to a 1/4" microphone input of an amplifier move the shorting jumper to the lower 2 header pins on the unit. The connection the amplifier may be made using a standard patch cable with phono plugs and a 1/4" male/phono jack adapter.

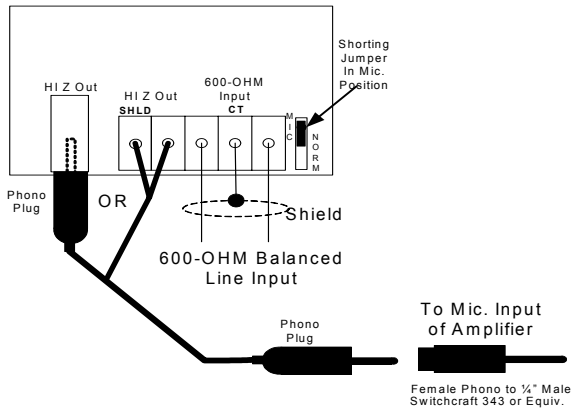


FIGURE 3: Connection to Microphone Input

Connect 25V speaker line common to HI Z Shld. screw terminal. Connect other side of 25V line to the remaining HI Z out screw terminal. Connect 500/600 balanced line to VMT-1 screw terminals Designated 600 Ohm Input. Shorting jumper should be in norm. position

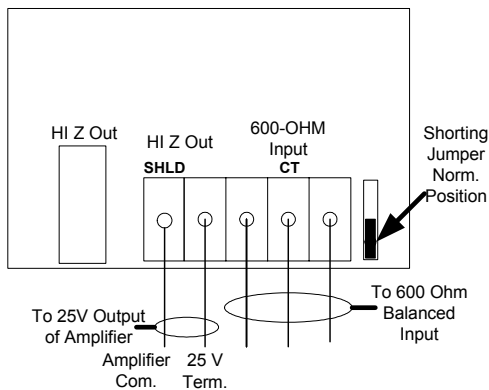


FIGURE 4: Match 25V Speaker Line to 600/500 Ohm Input

TECHNICAL ASSISTANCE

When trouble is reported, verify the unit is properly connected and there are no broken connections leading to this unit. Ascertain volume control is turned up.

Assistance in troubleshooting is available from the factory. When calling, you should have a VOM, a test set and call from the job site. Call (540) 563-2000 and press 1 for Technical Support or visit our website at <http://www.valcom.com>.

Valcom equipment is not field repairable. Valcom, Inc. maintains service facilities in Roanoke, VA. Should repairs be necessary, attach a tag to the unit clearly stating company name, address, phone number, contact person and the nature of the problem. Send the unit to:

Valcom, Inc.
Repair and Return Dept.
5614 Hollins Road
Roanoke, VA 24019-5056

VALCOM LIMITED WARRANTY

Valcom, Inc. warrants its products to be free from defects in materials and workmanship under conditions of normal use and service for a period of one year from the date of shipment. The obligation under this warranty shall be limited to the replacement, repair or refund of any such defective device within the warranty period, provided that:

1. inspection by Valcom, Inc. indicates the validity of the claim;
2. the defect is not the result of damage, misuse, or negligence after the original shipment;
3. the product has not been altered in any way or repaired by others and that factory sealed units are unopened (a service charge plus parts and labor will be applied to units defaced or physically damaged);
4. freight charges for the return of products to Valcom are prepaid;
5. all units 'out of warranty' are subject to a service charge. The service charge will cover minor repairs (major repairs will be subject to additional charges for parts and labor).

This warranty is in lieu of and excludes all other warranties, expressed or implied and in no event shall Valcom, Inc. be liable for any anticipated profits, consequential damages, loss of time or other losses incurred by the buyer in connection with the purchase, operation, or use of the product.

This warranty specifically excludes damage incurred in shipment. In the event a product is received in damaged condition, the carrier should be notified immediately. Claims for such damage should be filed with the carrier involved in accordance with the F.O.B. point.

Headquarters:
 Valcom, Inc.
 5614 Hollins Road
 Roanoke, VA 24019-5056
 Phone: (540) 563-2000
 FAX: (540) 362-9800

In Canada
 CMX Corporation
 35 Van Kirk Drive #11 and 12
 Brampton, Ontario L7A 1A5
 Phone: (905) 456-1072
 FAX: (905) 456-2269

