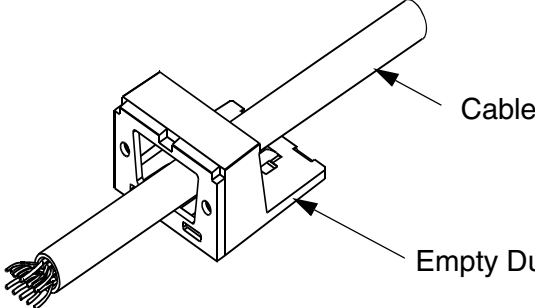




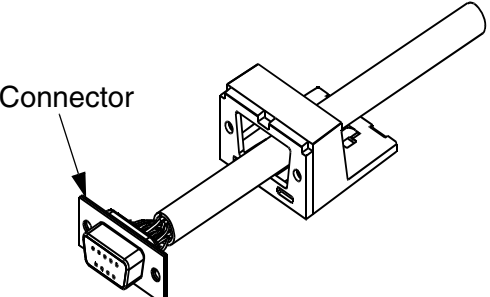
All parts purchased separately

Empty Duplex Module accepts 9 pin or High Density 15 pin male or female connectors
SOLDER OR CRIMP STYLE ONLY!



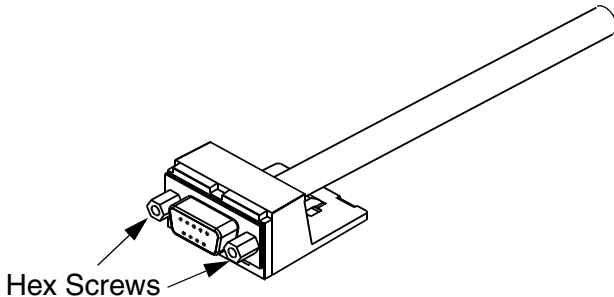
STEP ONE

Slide the **Empty Duplex Module** over cable.



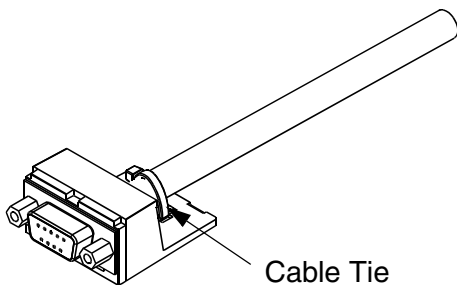
STEP TWO

Terminate cable to connector.



STEP THREE

Attach connector to Empty Duplex Module with hex screws.



STEP FOUR

Secure cable to Empty Duplex Module with cable tie.

Available *PAN-TY* part numbers:
PLT1M-C
PLT1.5M-C
PLT2M-C