






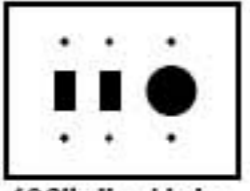

# Standard Size Plastic and Metal Wallplates

## Standard Size





### Louvre Plates

DESCRIPTION	COLOR	Residential Grade		Commercial Grade		
		CAT. NO.	IND. NO.	METAL	CAT. NO.	IND. NO.
 2-GANG 2-Louvre Plate, Strap Mount	---	---	---	BRASS 430 S/S 302 S/S	* * 84081-40	--- --- S772-N
 3-GANG 3-Louvre Plate, Strap Mount	---	---	---	BRASS 430 S/S 302 S/S	* * *	--- --- ---

### Toggle Switch and Single Receptacle

DESCRIPTION	COLOR	CAT. NO.	IND. NO.	METAL	CAT. NO.	IND. NO.
 2-GANG 1-Toggle 1-Single 1.406" dia. Hole	IVORY WHITE BROWN	86007 88007 85007	P17-I P17-W P17	ALUM BRASS 430 S/S 302 S/S	* * 84007 84007-40	--- --- S17 S17-N
 3-GANG 2-Toggles 1-Single 1.406" dia. Hole	---	---	---	ALUM BRASS 430 S/S 302 S/S	* * *	--- --- --- S27-N
 4-GANG 3-Toggles 1-Single 1.406" dia. Hole	---	---	---	ALUM BRASS 430 S/S 302 S/S	* * *	--- --- --- S37-N

### Toggle Switch and Duplex Receptacle

DESCRIPTION	COLOR	CAT. NO.	IND. NO.	METAL	CAT. NO.	IND. NO.
 2-GANG 1-Toggle 1-Duplex	IVORY GRAY BROWN WHITE ALMOND	86005 87005 85005 88005 82005	P18-I P18-GY P18 P18-W P18-A	ALUM BRASS 430 S/S 302 S/S	83005 81005 84005 84005-40	A18 B18 S18 S18-N
 3-GANG 2-Toggles 1-Duplex	IVORY GRAY BROWN WHITE ALMOND	86021 87021 85021 88021 82021	P28-I P28-GY P28 P28-W P28-A	ALUM BRASS 430 S/S 302 S/S	* 81021 * 84021-40	--- B28 --- S28-N
 4-GANG 3-Toggles 1-Duplex	IVORY WHITE BROWN ALMOND	P38-I P38-W P38 P38-A	P38-I P38-W1 P38 P38-A	ALUM BRASS 430 S/S 302 S/S	* * 84043 *	--- --- S38 ---
 5-GANG 4-Toggles 1-Duplex	IVORY WHITE	P48-I P48-W	P48-I P48-W	BRASS 430 S/S 302 S/S	* * S48-N	--- --- S48-N

\*Consult the end of this Wallplates section for ordering details: allow 3-4 weeks for delivery. All devices are UL Listed and CSA Certified.