

Telephone Patching Expansion Board

APPLICATION

Leviton's Telephone Patching Expansion Board features a 110-Type IDC connector that brings telephone service in from the demarcation point, distributing the line to seven RJ-45 ports. Route telephone service to remote locations, or link the Patching Expansion Board to additional modules, such as Leviton's Category 5e Voice & Data Board or Telephone Line Distribution Board. Suitable for phone, fax or modem.

STANDARDS COMPLIANCE

Meets all applicable standards: cULus Listed; FCC Part compliant.

PHYSICAL SPECIFICATIONS

Materials: Printed circuit board with one 110-Type IDC connector bridged to seven 8P8C connectors or RJ45-style connectors.
Dimensions: 5.75"H x 1.75"W x .63"D

DESIGN CONSIDERATIONS

- Use with Category 5e Voice and Data Board and/or Telephone Line Distribution Board.
- Fits easily into any Leviton Structured Media™ enclosure.


UNIQUE FEATURES

- 4-line bridged module with patching via modular plug, not 110 IDC punchdown.

WARRANTY INFORMATION

- One-year limited product warranty.

See ELECTRONIC FILES for CAD files (.DXF, .DWG, MS-DOS.EPS) on disk



For ELECTRONIC Typical Specs see (.TXT) file on disk.

TYPICAL SPECIFICATION

The Telephone Patching Expansion Board shall meet all applicable standards: cULus Listed; FCC Part compliant. The board shall feature a 110-Type IDC connector that brings telephone service in from the demarcation point, and distributes the line to seven RJ-45 ports. The board shall route telephone service to remote locations, or link to a Category 5e Voice & Data Board or Telephone Line Distribution Board. It shall fit into Leviton's Structured Media enclosure. The manufacturer shall provide a one-year limited product warranty.



For Applications Engineering Support – Call 1-425-485-4288; in USA call 1-800-824-3005
Spec sheets and updates are also available at www.levitonvoicedata.com.

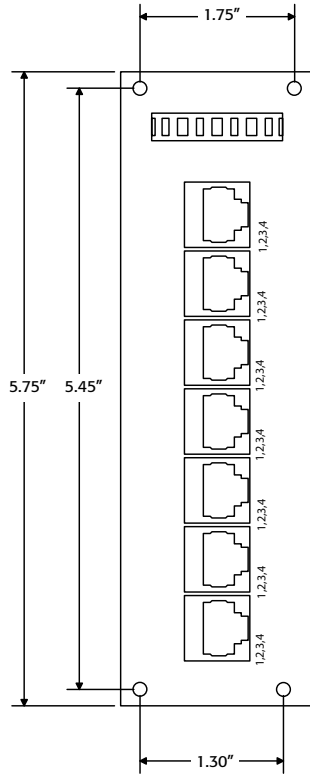


Telephone Patching Expansion Board


Part Number
47609-EMP

DIMENSIONAL LINE ART

See ELECTRONIC FILES for CAD images
(.DXF, .DWG, MS-DOS.EPS)



Front View



Side View

PART NUMBERS

Description	Part No.
Telephone Patching Expansion Board	47609-EMP



For Applications Engineering Support – Call 1-425-485-4288; in USA call 1-800-824-3005.
Spec sheets and updates are also available at www.levitonvoicedata.com.



2222 – 222nd St. SE • Bothell, WA 98021 USA • Tel: 1-800-722-2082 / 1-425-485-4288 • Fax: 1-425-483-5270 • Int'l Fax: 1-425-485-9170 • GSA# GS-35F-4785G

