


VIKING[®]

Telecommunication Peripheral Products
Technical Practice

Teleguard[®]
Privacy Devices

June 26, 1997

**Prevent Interruptions in Voice Communications
as well as Fax and Data Transmissions!**



Viking's **Teleguard[®]** privacy devices prevent your phone calls or fax and modem transmissions from being interrupted if someone accidentally picks up another extension. **Teleguard[®]** devices can also secure against internal eavesdropping by any other extension equipped with a **Teleguard[®]** device.

Viking's **Teleguard[®]** products protect the device that accesses the telephone line first by denying other **Teleguard[®]** equipped devices access to the line until the call in progress has been terminated.

Incoming calls will ring all devices simultaneously, but the device that answers first denies any other **Teleguard[®]** equipped device access.

Features

- Line powered
- Modular or punch-down installable
- One and two line devices
- Compatible with analog lines with 12V DC or higher talk battery
- Transparent operation
- Made in the U.S.A.

Applications

Prevent interruptions and replace dedicated phone lines for:

- Point-of-sale terminals
- Modems
- Fax machines
- Home and business telephones
- Credit card machines

World Wide Web...<http://www.VikingElectronics.com>

E-mail...Sales@VikingElectronics.com

Sales...(715) 386-8861



Specifications and Installation

Viking offers six variations of Teleguard® privacy devices: the **PC-7**, **PC-RJ14**, **PJ-14**, **TG-1**, **TG-2** and **TG-3**. Each is designed for specific applications. The following sections describe the products and their applications including proper installation and specifications.

Note: All Teleguard® devices should be installed as close as possible to the communication device you are protecting to avoid line imbalance.

PC-7

The **PC-7** is a seven foot modular cord with Teleguard® privacy built in. Designed to replace a standard single line modular cord, the **PC-7** is ideal for telephones, fax machines or modems.

Power: Phone line powered (25V-100V DC "on-hook" talk battery, 10mA-100mA)


Dimensions: 2.13 m (7 ft.)

Environmental: -26° C to 54° C (-15° F to 130° F) with 5% to 95% non-condensing humidity

Shipping Weight: 57 g (2 oz)

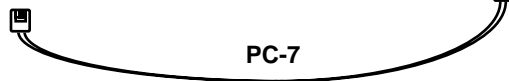
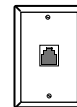

Connections: RJ-11 male plugs

PC-7



Installation

Single Line
Phone, Fax
Machine or
Modem



PC-7

PC-RJ14

The **PC-RJ14** features one or two lines of Teleguard® protection built into a two line (RJ-14), male to female extension cord (see **Two Line Phone Applications** for details).

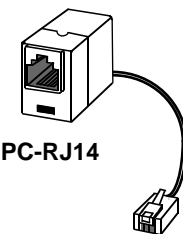
Power: Phone line powered (25V-100V DC "on-hook" talk battery, 10mA-100mA)

Dimensions: 25.4 cm (10 inches)

Environmental: -26° C to 54° C (-15° F to 130° F) with 5% to 95% non-condensing humidity

Shipping Weight: 57 g (2 oz)


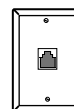
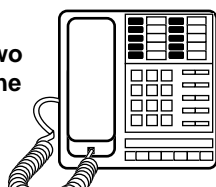
Connections: RJ-14 male and female



PC-RJ14

Installation

One or Two
Line Phone



PC-RJ14

Standard Modular Cord
(not included)



PJ-14

The **PJ-14** provides one or two lines of **Teleguard**® protection built into a wall mountable RJ-14 jack.

Power: Phone line powered (25V-100V DC “on-hook” talk battery, 10mA-100mA)

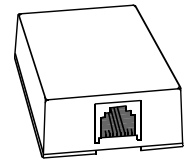
Dimensions: 5.1 cm x 5.7 cm x 2.2 cm (2" x 2.25" x .875")

Environmental: -26° C to 54° C (-15° F to 130° F) with 5% to 95% non-condensing humidity

Shipping Weight: 115 g (4 oz)

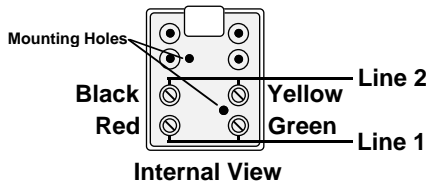
Connections: RJ-14 female plug

PJ-14



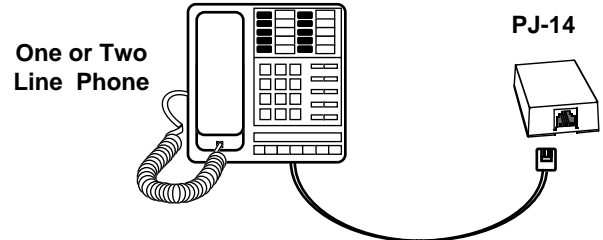
1. Pry the cover off of the **PJ-14** using a screwdriver in the appropriate housing slots.
2. Connect line 1 to the terminal screws with red and green wires (See **Diagram 1** below).
3. Connect line 2 to the terminal screws with yellow and black wires (See **Diagram 1** below).
4. Mount the **PJ-14** base to a wall using the two wood screws and mounting holes provided (See **Diagram 1** below).
5. Replace the cover of the **PJ-14**.

Diagram 1



Installation

Diagram 2



TG-1 and TG-3

The **TG-1** and **TG-3** provide single line **Teleguard**® protection ideal for punch down or terminal block installation.

Power: Phone line powered (**TG-1** - 25V-100V DC “on-hook” talk battery, 10mA-100mA **TG-3** - 12-24V DC “on-hook” talk battery, 10mA-100mA)

Dimensions: 6.35 cm (2.5")

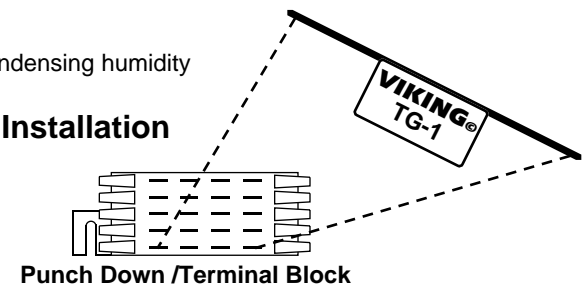
Environmental: -26° C to 54° C (-15° F to 130° F) with 5% to 95% non-condensing humidity

Shipping Weight: 28 g (1 oz)

Connections: Punch down/terminal block

Note: For runs between the **TG-1/TG-3** and the device that are greater than a few feet, line imbalance may occur. To correct this, add a second **TG-1** or **TG-3** to the opposite side of the line.

Installation



TG-2

The **TG-2** installs modularly and provides **Teleguard**® protection for two devices from a single line RJ-11 “T” adapter.

Power: Phone line powered (25V-100V DC “on-hook” talk battery, 10mA-100mA)

Dimensions: 2.54 cm x 3.81 cm x 2.2 cm (1" x 1.5" x .875")


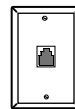
Environment: -26° C to 54° C (-15° F to 130° F) with 5% to 95% non-condensing humidity

Shipping Weight:

Weight: 57 g (2 oz)

Connections: RJ-11 male and female

Installation

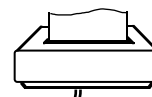


Model TG-2

Single Line Phone



Model TG-2



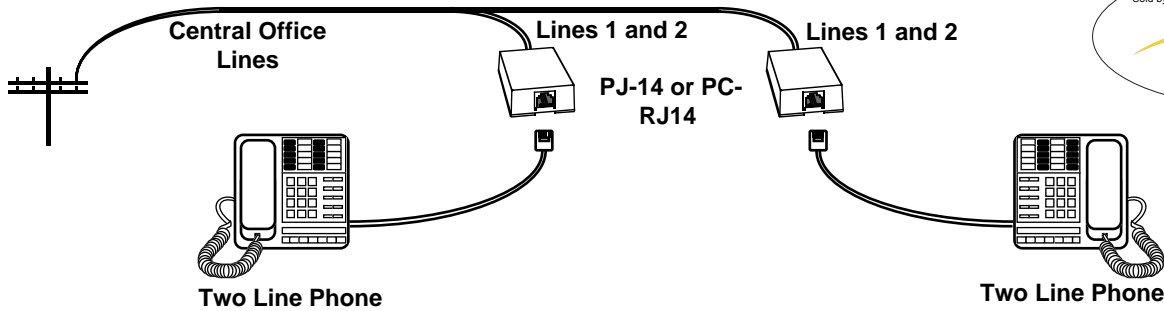
Fax Machine or Modem



Two-Line Phone Applications

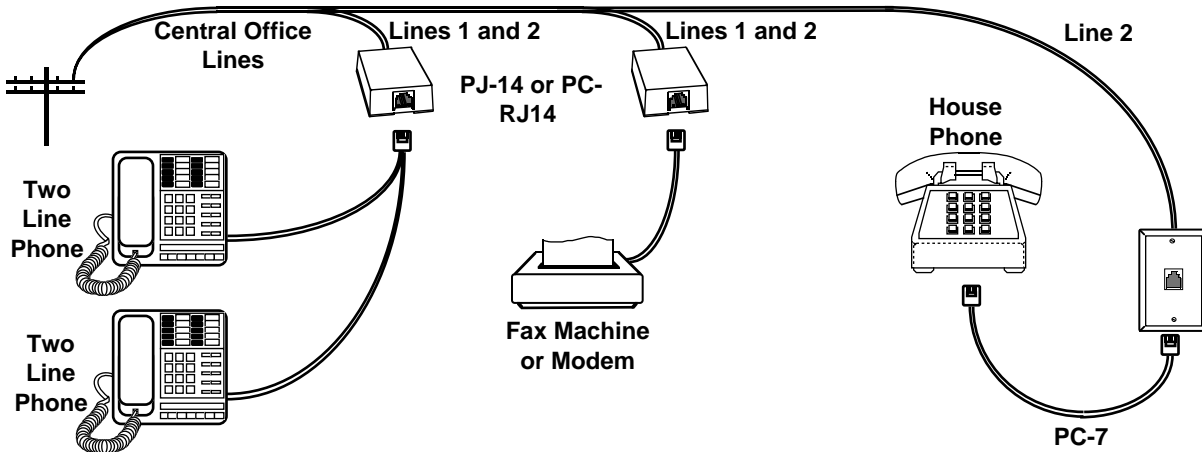
A. Two Line Phone Applications where "Hold" Feature is not Required

In this application, the two-line phones cannot interrupt or eavesdrop on each other. However, the hold feature will not work between the phones. If you wish to transfer a call between phones, one phone must pick up the line and wait for the opposite phone to hang up.



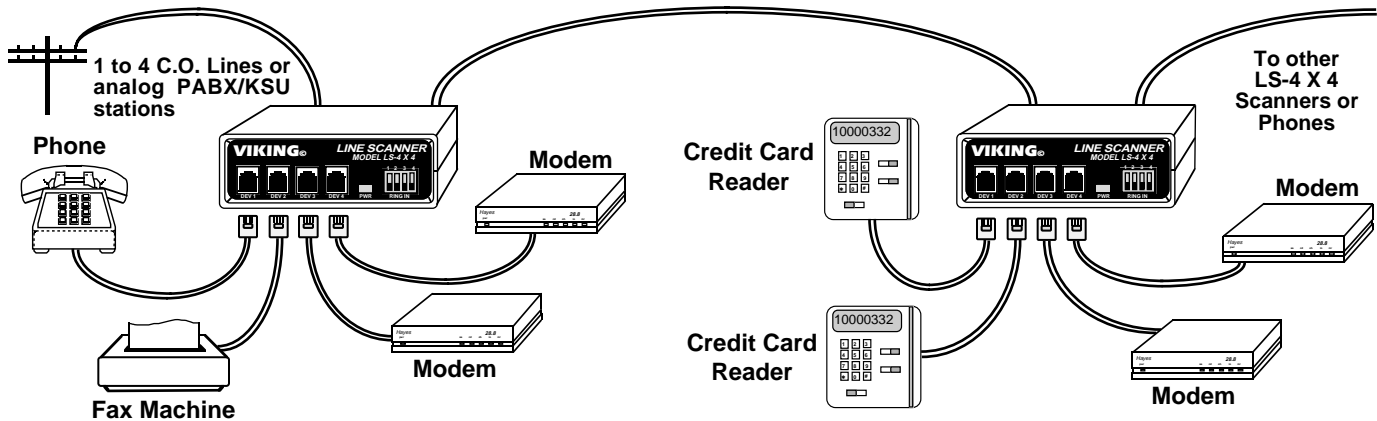
B. Two Line Phone Applications where "Hold" Feature may be Required

In this application the two-line phones cannot interrupt the fax or house phone while the house phone or fax cannot interrupt each other or the two-line phones. The two-line phones may transfer calls between themselves and use the hold feature, but can also interrupt each other.



1-4 Line Privacy & Line Scanning

For multiple lines, **Viking** has also introduced the **LS-4x4** Line Scanner. The **LS-4x4** will allow 4,8,12... modems, credit card machines, etc. to share 1-4 lines. For more information, retrieve **Fax Back Document 270**.



Product Support Line... (715) 386-8666

Fax Back Line... (715) 386-4345

Due to the dynamic nature of the product design, the information contained in this document is subject to change without notice. Viking Electronics, its affiliates and/or subsidiaries assume no responsibility for errors and/or omissions contained in this information. Revisions of this document or new editions of it may be issued to incorporate such changes.