



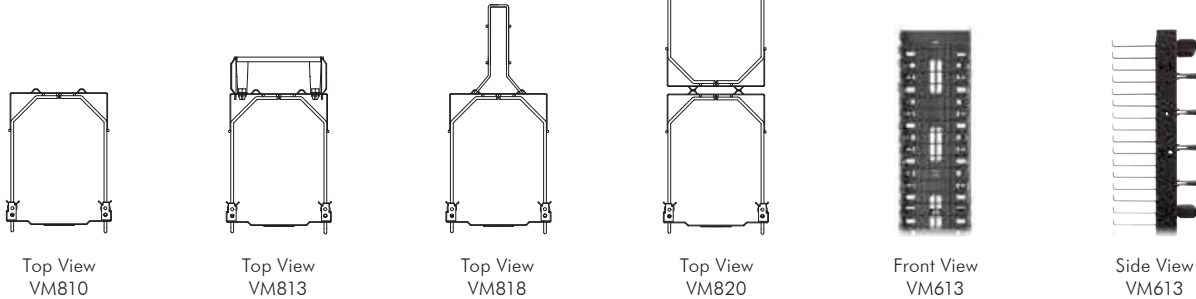
M Series shown with covers

### Specifications

- 14 gauge cold rolled steel
- Dual hinge door with positive latch
- 0.225" steel rod diameter supports
- Black powder coated

### Installation

- Single column design
- Installer configured rear options
- For flush mount, use HMx7x with VM vertical cable managers



Top View  
VM810

Top View  
VM813

Top View  
VM818

Top View  
VM820

Front View  
VM613

Side View  
VM613

## Vertical Cable Management


Width Inches (mm)	Height Inches (mm)	Front Depth Inches (mm)	Rear Depth Inches (mm)	Gates Included	3" Spools Included	Rear Cage	Catalog No.
6" (152)	84" (2134)	10" (254)	-	-	-	-	<b>VM610</b>
8" (203)	84" (2134)	10" (254)	-	-	-	-	<b>VM810</b>
10" (254)	84" (2134)	10" (254)	-	-	-	-	<b>VM1010</b>
12" (305)	84" (2134)	10" (254)	-	-	-	-	<b>VM1210</b>
6" (152)	84" (2134)	10" (254)	3" (76)	4	20	-	<b>VM613</b>
8" (203)	84" (2134)	10" (254)	3" (76)	4	20	-	<b>VM813</b>
10" (254)	84" (2134)	10" (254)	3" (76)	4	20	-	<b>VM1013</b>
12" (305)	84" (2134)	10" (254)	3" (76)	4	20	-	<b>VM1213</b>
6" (152)	84" (2134)	10" (254)	3" (76)	-	-	1	<b>VM618</b>
8" (203)	84" (2134)	10" (254)	3" (76)	-	-	1	<b>VM818</b>
10" (254)	84" (2134)	10" (254)	8" (203)	-	-	1	<b>VM1018</b>
12" (305)	84" (2134)	10" (254)	8" (203)	-	-	1	<b>VM1218</b>
6" (152)	84" (2134)	10" (254)	10" (254)	-	-	-	<b>VM620</b>
8" (203)	84" (2134)	10" (254)	10" (254)	-	-	-	<b>VM820</b>
10" (254)	84" (2134)	10" (254)	10" (254)	-	-	-	<b>VM1020</b>
12" (305)	84" (2134)	10" (254)	10" (254)	-	-	-	<b>VM1220</b>

### Accessories

Description	Qty	Catalog No.
Rear cage	1	<b>VMR47</b>
Power strip bracket	1	<b>VMRB</b>

### Cable Management Gates

Width	Qty	Catalog No.
6" (152)	16	<b>VCG6</b>
8" (203)	4	<b>VCG8</b>
10" (254)	4	<b>VCG10</b>
12" (305)	4	<b>VCG12</b>




M Series shown without covers

### Specifications

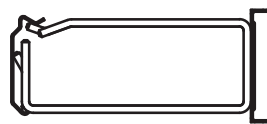
- 0.225" steel rod diameter supports
- Black powder coated

### Installation

- Cable radius pass-through holes
- Hinged cover can be removed
- For flush mount, use HMx7x with VM vertical cable managers



Side View  
HM24C



Side View  
HM27C



Front  
HM277C



ICKSS

## Horizontal Cable Management

Height (RU)	Front Extension	Rear Extension	Cover	Catalog No.
1	7" (178)	–	Included	<b>HM17C</b>
2	7" (178)	–	Included	<b>HM27C</b>
3	7" (178)	–	Included	<b>HM37C</b>
4	7" (178)	–	Included	<b>HM47C</b>
1	7" (178)	7" (178)	Included	<b>HM177C</b>
2	7" (178)	7" (178)	Included	<b>HM277C</b>
3	7" (178)	7" (178)	Included	<b>HM377C</b>
4	7" (178)	7" (178)	Included	<b>HM477C</b>
1	4" (102)	–	Included	<b>HM14C</b>
2	4" (102)	–	Included	<b>HM24C</b>
3	4" (102)	–	Included	<b>HM34C</b>
4	4" (102)	–	Included	<b>HM44C</b>
1	4" (102)	–	–	<b>HM14</b>
2	4" (102)	–	–	<b>HM24</b>
3	4" (102)	–	–	<b>HM34</b>
4	4" (102)	–	–	<b>HM44</b>

## Cable Management Spools

Color	Description Inches (mm)	Qty	Catalog No.
Black	3" (76)	50	<b>ICKSS</b>
	6" (152)	50	<b>ICKSS6</b>
	9" (229)	50	<b>ICKSS9</b>

## Horizontal Cover Only

Height (RU)	Catalog No.
1	<b>HM1C</b>
2	<b>HM2C</b>
3	<b>HM3C</b>
4	<b>HM4C</b>