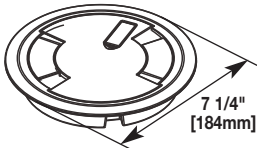
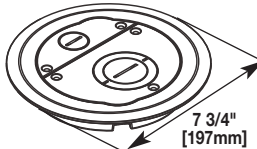
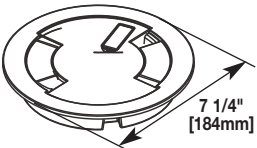
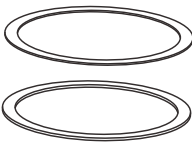
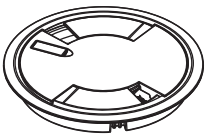
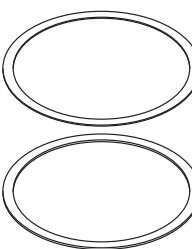
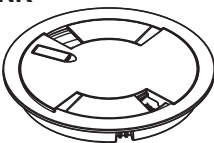


Evolution Series Cover Assemblies for RFB4E & RFB4E-OG Floor Boxes

Catalog No./Item	Description/Specifications	Catalog No./Item	Description/Specifications
6CTCGY* 6CTCBK* 6CTCBS* 6CTCBZ* 6CTCNK*	Surface Style Cover Assembly – Die-cast aluminum cover assembly. Cover assembly is available in the following finishes: painted black (BK), painted gray (GY), nickel (NK), brass (BS), and bronze (BZ). 6CTC Series Cover Assemblies designed for use with 6STC and 6STCP and 6STCPAV Poke-Thru Stem Assemblies.	6CFFTCGY 6CFFTCBK 6CFFTCBS 6CFFTCBZ 6CFFTCNK	Furniture Feed Cover Assembly – Surface style, die-cast aluminum cover assembly, with one (1) 3/4" trade size screw plug opening, and one (1) concentric 2"-1 1/4" trade size screw plug opening. Cover assembly is available in the following powder-coated finishes: (BK) black, (GY) gray, (NK) nickel, (BS) brass, and (BZ) bronze. 6CFFTC Series Cover Assemblies designed for use with 6STC Poke-Thru Stem Assembly. Includes one (1) 3/4" and one (1) 1" trade size conduit fittings and one (1) divider to separate devices.
	6CTGY* 6CTBK* 6CTBS* 6CTBZ* 6CTNK*		6TS
	Flush Style Cover Assembly – Die-cast aluminum cover assembly. Cover assembly is available in the following finishes: painted black (BK), painted gray (GY), nickel (NK), brass (BS), and bronze (BZ). 6CT Series Cover Assemblies designed for use with 6STC and 6STCP and 6STCPAV Poke-Thru Stem Assemblies. Includes one (1) 6TS Tile Shim.		Tile Shim – Used for floor coverings greater than 5/16" [7.9mm]. The 6TS will allow the top surface of the cover to be flush with the finished floor. Includes: six (6) 1/16" [1.6mm] thick shims and two (2) 1/16" [1.6mm] thick shims. Up to a total of 3/8" [9.5mm] of adjustment.

* Add suffix "TR" to the end of the part number to indicate tamper-resistant cover assembly. Tamper-resistant versions are secured with a single tamper-resistant screw.

Evolution Series Cover Assemblies for RFB6E & RFB6E-OG Floor Boxes

Catalog No./Item	Description/Specifications	Catalog No./Item	Description/Specifications
8CTCGY* 8CTCBK* 8CTCBS* 8CTCBZ* 8CTCNK*	Surface Style Cover Assembly – Die-cast aluminum cover assembly. Cover assembly is available in the following finishes: painted black (BK), painted gray (GY), nickel (NK), brass (BS), and bronze (BZ). 8CTC Series Cover Assemblies designed for use with 8STC and 8STCP Poke-Thru Stem Assemblies.	8TS	Tile Shim – Used for floor coverings greater than 5/16" [7.9mm]. The 8TS will allow the top surface of the cover to be flush with the finished floor. Includes: two (2) 1/8" [3.2mm] thick shims and two (2) 1/16" [1.6mm] thick shims. Up to a total of 3/8" [9.5mm] of adjustment.
	8CTGY* 8CTBK* 8CTBS* 8CTBZ* 8CTNK*		
	Flush Style Cover Assembly – Die-cast aluminum cover assembly. Cover assembly is available in the following finishes: painted black (BK), painted gray (GY), nickel (NK), brass (BS), and bronze (BZ). 8CTC Series Cover Assemblies designed for use with 8STC and 8STCP Poke-Thru Stem Assemblies. Includes one (1) 8TS Tile Shim.		

* Add suffix "TR" to the end of the part number to indicate tamper-resistant cover assembly. Tamper-resistant versions are secured with a single tamper-resistant screw.

Load Capacities for Evolution™ Series Cover Assemblies	
Catalog Numbers	Maximum Load in Pounds
6CT	1000
6CTC	1000
6CFFTC	1000
8CT	1000
8CTC	1000

NOTE: Load applied through a 1" mandrel in the center of cover assembly.

NOTE: Loads above are static loads only and do not pertain to rolling loads.