

BASIC FRAME DIMENSIONS						
PART NUMBER	U-HEIGHT (XX)	WIDTH	DEPTH (ZZ)	DOOR (A)	COLOR (B)	STATIC LOAD (LBS)
OR-MMW122420P-B	12	24"	20"	PLEXI	BLACK	150
OR-MMW122420S-B	12	24"	20"	SOLID	BLACK	150
OR-MMW192420P-B	19	24"	20"	PLEXI	BLACK	200
OR-MMW192420S-B	19	24"	20"	SOLID	BLACK	200
OR-MMW262420P-B	26	24"	20"	PLEXI	BLACK	300
OR-MMW262420S-B	26	24"	20"	SOLID	BLACK	300
OR-MMW122426P-B	12	24"	26"	PLEXI	BLACK	150
OR-MMW122426S-B	12	24"	26"	SOLID	BLACK	150
OR-MMW192426P-B	19	24"	26"	PLEXI	BLACK	200
OR-MMW192426S-B	19	24"	26"	SOLID	BLACK	200
OR-MMW262426P-B	26	24"	26"	PLEXI	BLACK	300
OR-MMW262426S-B	26	24"	26"	SOLID	BLACK	300

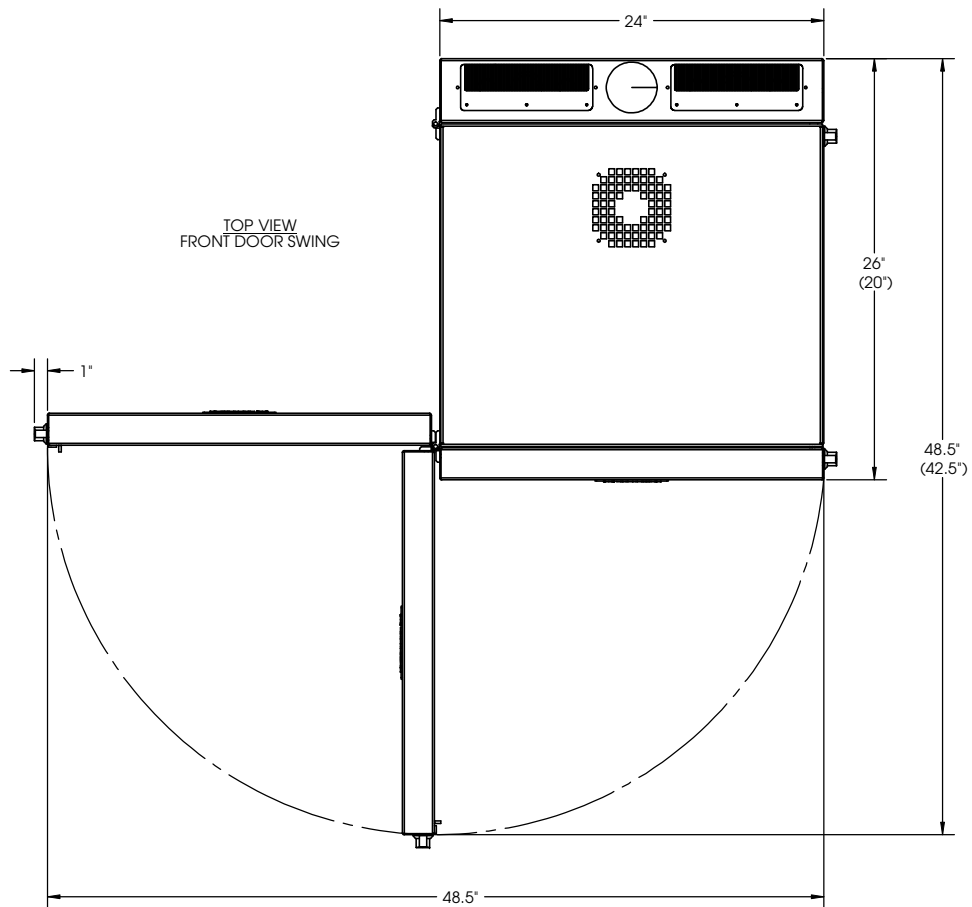
*** NOTICE ***
THIS DOCUMENT CONTAINS CONFIDENTIAL AND/OR PROPRIETARY INFORMATION INTENDED FOR USE ONLY BY THE INDIVIDUAL(S) PROVIDED. NEITHER THIS DOCUMENT, NOR ANY INFORMATION CONTAINED HEREIN, MAY BE COPIED, DISTRIBUTED, DISCLOSED TO ANY THIRD PARTY OR USED IN ANY MANNER OTHER THAN FOR WHICH IT HAS BEEN PROVIDED, WITHOUT THE PRIOR WRITTEN CONSENT OF ORTRONICS, INC.

ORTRONICS
125 EUGENE O'NEILL DRIVE
NEW LONDON, CT 06320
TEL: 860-445-3800
FAX: 860-405-2990
WWW.ORTRONICS.COM

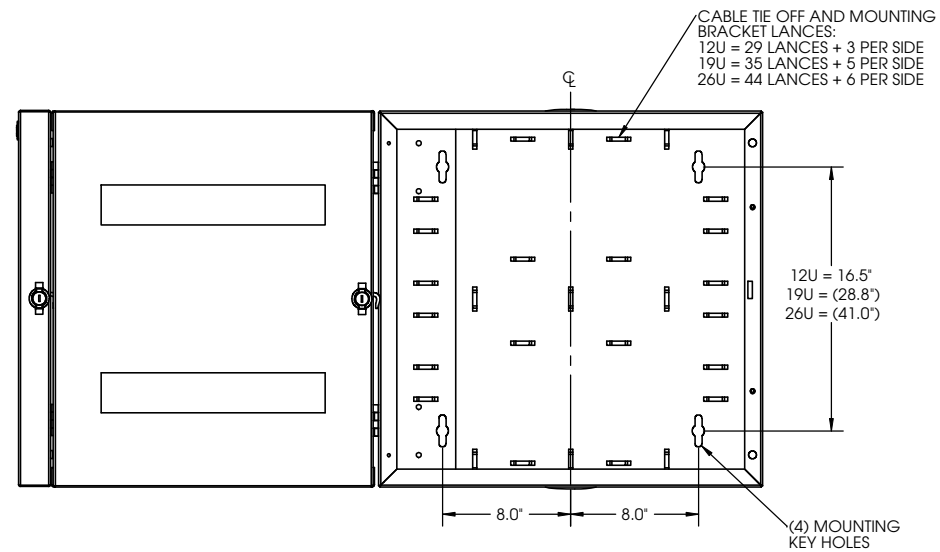
TITLE
MM WALL CABINETS, BLACK

DWN	C.VACCA	09/08/09	SIZE	CAD FILE	MMWXX24ZZABC	DWG NO	OR-MMWXX24ZZA-B	REV	01
CHK	S.A.L.	10/01/09	SCALE	NONE		SHEET		1 OF 2	
APPR	A.M.	10/02/09							

TOP VIEW
FRONT DOOR SWING

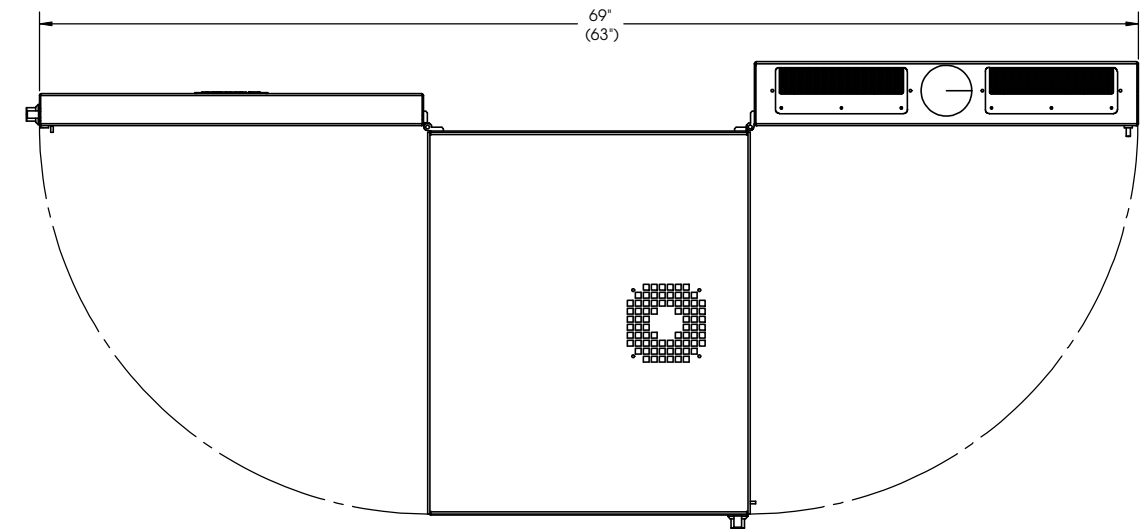


CABLE TIE OFF AND MOUNTING
BRACKET LANCES:
12U = 29 LANCES + 3 PER SIDE
19U = 35 LANCES + 5 PER SIDE
26U = 44 LANCES + 6 PER SIDE



RIGHT SIDE VIEW
REAR SECTION OPEN

TOP VIEW
CABINET FULLY OPENED



ORTRONICS
125 EUGENE O'NEILL DRIVE
NEW LONDON, CT 06320
TEL: 860-445-3800
FAX: 860-405-2990
WWW.ORTRONICS.COM

SIZE C	CAD FILE MMWXX24ZZABC	DWG NO OR-MMWXX24ZZA-B	REV. 01
SCALE NONE	SHEET 2 OF 2		