


Middle Atlantic Products

EXCEPTIONAL SUPPORT & PROTECTION™

DRK Series 19" Panel Width Cable Management Enclosure



EIA/TIA Compliant


SEISMIC CERTIFIED

CULUS LISTED

Extra wide multi-bay design contains integral cable ducts ideal for accommodating large cable bundles

Features

- Fully welded construction provides the following weight capacities - UL Listed load capacity: 2,500 lbs - Static load capacity: 10,000 lbs. - Seismic load capacity: 755 lbs.
- 1/8" thick structural steel internal braces
- 30" OD width, 31-1/2", 36" and 42" OD depths available
- Includes 100 qty. rack screws
- 4 Grounding and bonding studs installed in base and top
- 1/2", 3/4", 1" & 1-1/2" electrical knockouts on split rear plates (top & bottom), easily removable for cable pass-through, top plates additionally include UHF/VHF knockouts
- 2 pairs of wide 11-gauge rackrail labeled with EIA standard rackspace increments available 10-32 threaded or cage-nut style
- Vented rear door standard
- 23" panel width version available
- One pair of cable ducts with solid steel hinged doors and 4-point magnetic closure pre-installed in front
- Seismic Certified (when used with MRK-Z4 option) with an Ip value of 1.5
- Durable black textured powder coat finish
- UL Listed in the US and Canada



DRK19-44-31

Enclosure Accessories
 CONFIGURABLE TOPS
 COOLING FANS
 COPPER BUSS BAR
 CRATING SERVICE
 DOCUMENT POCKET
 DOOR LATCH
 GANGING HARDWARE
 LEVELING FEET
 REMOVABLE SIDE PANELS
 WRINKLE TOUCH-UP PAINT
 for details- see Master Catalog
 or visit middleatlantic.com

Architects' and Engineers' Specifications

EIA compliant 19" panel width equipment enclosure shall be Middle Atlantic Products model # DRK19-44- (31, 31PRO, 31K, 36, 36PRO, 42). Overall dimensions of enclosure shall be 83-1/2"H x 30"W x (31-1/2", 36", 42")D. Useable height shall be 44 rackspace, useable depth shall be (24-1/4", 28-3/4", 34-3/4"). Fully welded construction shall provide a static load capacity of 10,000 lbs. and a UL Listed 2,500 lb. weight capacity. Enclosure shall be constructed of the following materials: top and bottom shall be 14-gauge steel, horizontal braces shall be 1/8" thick steel, all structural elements shall be finished in durable black powder coat. Rack shall include a vented, locking and latching rear door. Enclosure shall come equipped with 10" fan top and fan guard for ventilation, one pair of cable ducts with steel doors pre-installed in front of rack, two pairs of 11-gauge steel rackrail with (tapped 10-32, 6mm cage nut) mounting holes in universal EIA spacing, finished in black e-coat with numbered rackspace, and vented rear door. Rack shall have a removable rear knockout panel with 1/2", 3/4", 1", and 1-1/2" electrical knockouts installed in base, and removable split rear knockout panels with electrical knockouts and BNC knockouts for UHF/VHF antennae installed in top. Grounding and bonding studs shall be zinc plated 1/4-20x1 threaded, installed two each in base and top of enclosure (DRK19-44-31K shall additionally include plexiglass front door, one pair lockable side panels, and leveling feet). DRK Series enclosures shall satisfy the 2007 & 2010 CBC; 2006, 2009 & 2012 IBC; ASCE 7-05 (2005 Edition) & ASCE 7-10 (2010 Edition) and the 2006 & 2009 editions of NFPA 5000 for use in areas of high seismicity, Seismic Use Group III, Zone 4 or Seismic Design Category (SDC) "D" with lateral force requirements for protecting 755 lbs. of essential equipment in locations with the highest level of seismicity and top floor or rooftop installations with an Importance factor (Ip) of 1.5 when used with MRK-Z4 seismic floor anchor bracket. Rack shall be OSHPD approved for fixed equipment anchorage in California healthcare facilities. DRK shall be UL Listed in the US and Canada. DRK shall be GREENGUARD Indoor Air Quality Certified for Children and Schools. DRK enclosure shall be RoHS EU Directive 2002 / 95 / EC compliant. DRK shall be manufactured by an ISO 9001 and ISO 14001 registered company. Rack enclosure shall be warranted to be free from defects in material or workmanship under normal use and conditions for the lifetime of the rack.

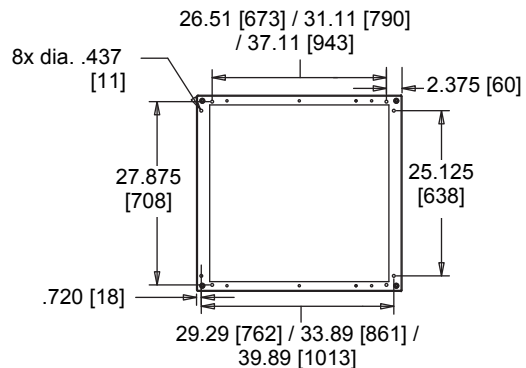
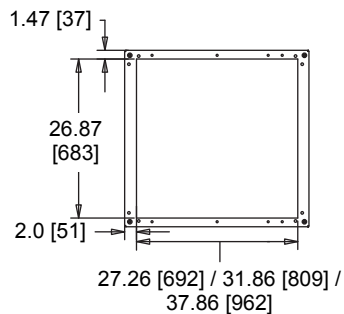
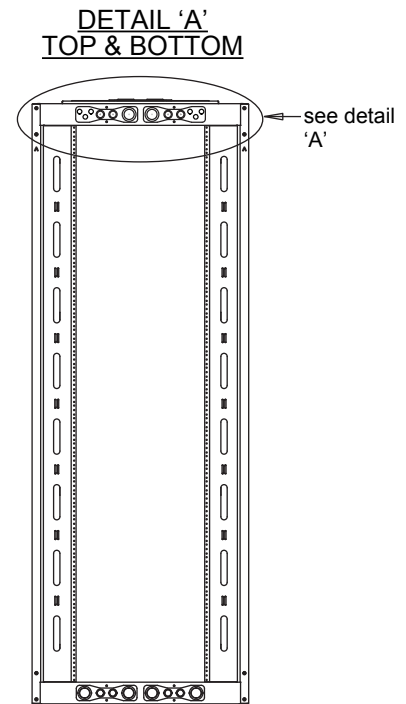
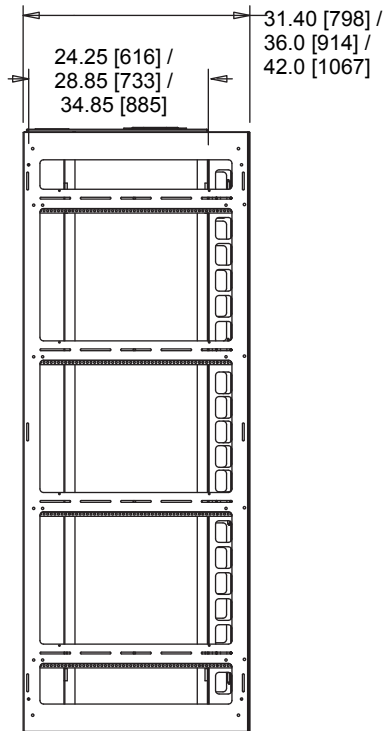
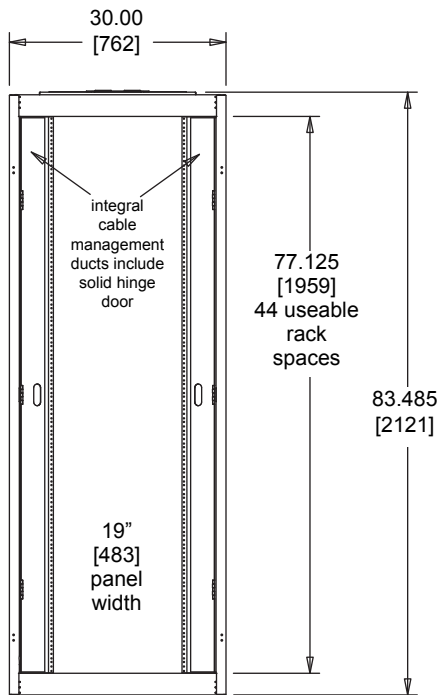
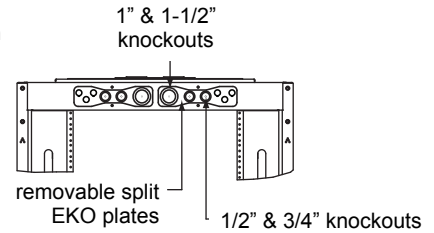
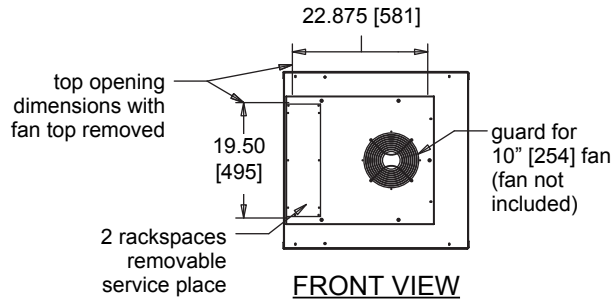
OPTIONS

- Front doors shall be model # DPVFD-44 (vented plexi), model # DPDF-44 (plexi), model # DVFD-44 (25% open area), model # DLVFD-44 (70% open area)
- Split rear door, vented with 76% open area shall be model # DCLVRD-44
- Additional rail kit, 11-gauge, 10-32 threaded, with EIA numbered spacing shall be model # DRK19-RR44
- Additional rail kit, 11-gauge, cage-nut style, with EIA numbered spacing shall be model # DRK19-RR44PRO
- Caster base shall be model # CBS-DRK-31 (31-1/2" overall depth), CBS-DRK-36 (36" overall depth)
- Pair of keylocked side panels shall be model # SPN-44-312 (31-1/2" overall depth), SPN-44-36 (36" overall depth), SPN-44-423 (42" overall depth)
- Optional 10" ventilation fan shall be model # FAN-10
- Top panels shall be 16-gauge steel, multiple styles available including model # MW-ST (solid), MW-4FT (four 4-1/2" fans), MW-6FT (three 6" fans), MW-VT (vented) and MW-LA (accepts 6" and 12" cable ladders)
- Additional cable duct shall be model # DRK-44DUCT, sold individually
- Rail bracket adapters shall allow for mounting of blank or other panels vertically between rackrail brackets. Available for 44 space enclosures and be model # RBA-MV44-X (X = 1, 2 or 3 rackspace)
- Seismic compliance floor anchor brackets shall be model # MRK-Z4

CUSTOMIZABLE SPECIFICATION CLIPS AVAILABLE AT MIDDLEATLANTIC.COM

DRK Series 19" panel width basic dimensions

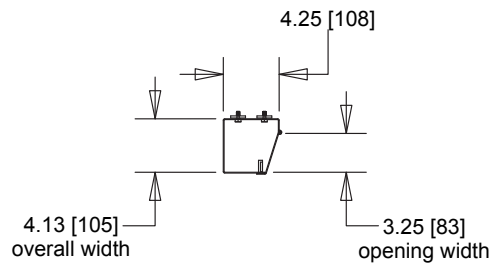
All dimensions in inches unless otherwise noted [All dimensions in brackets are in millimeters]



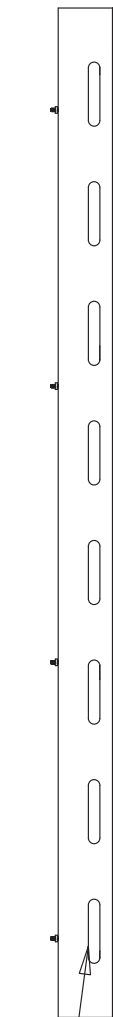
DRK-44DUCT basic dimensions



TOP VIEW



REAR VIEW



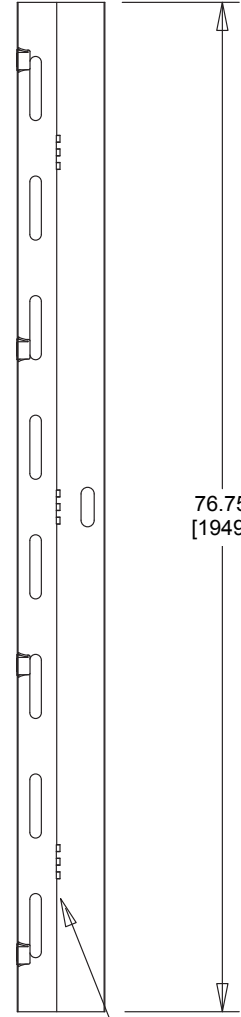
opening 8x
.875 [22] x
4.875 [129]

SIDE VIEW



opening 2.25 [57]
x 3.0 [76]
(21x inside, 17x
outside)

FRONT VIEW



76.75
[1949]

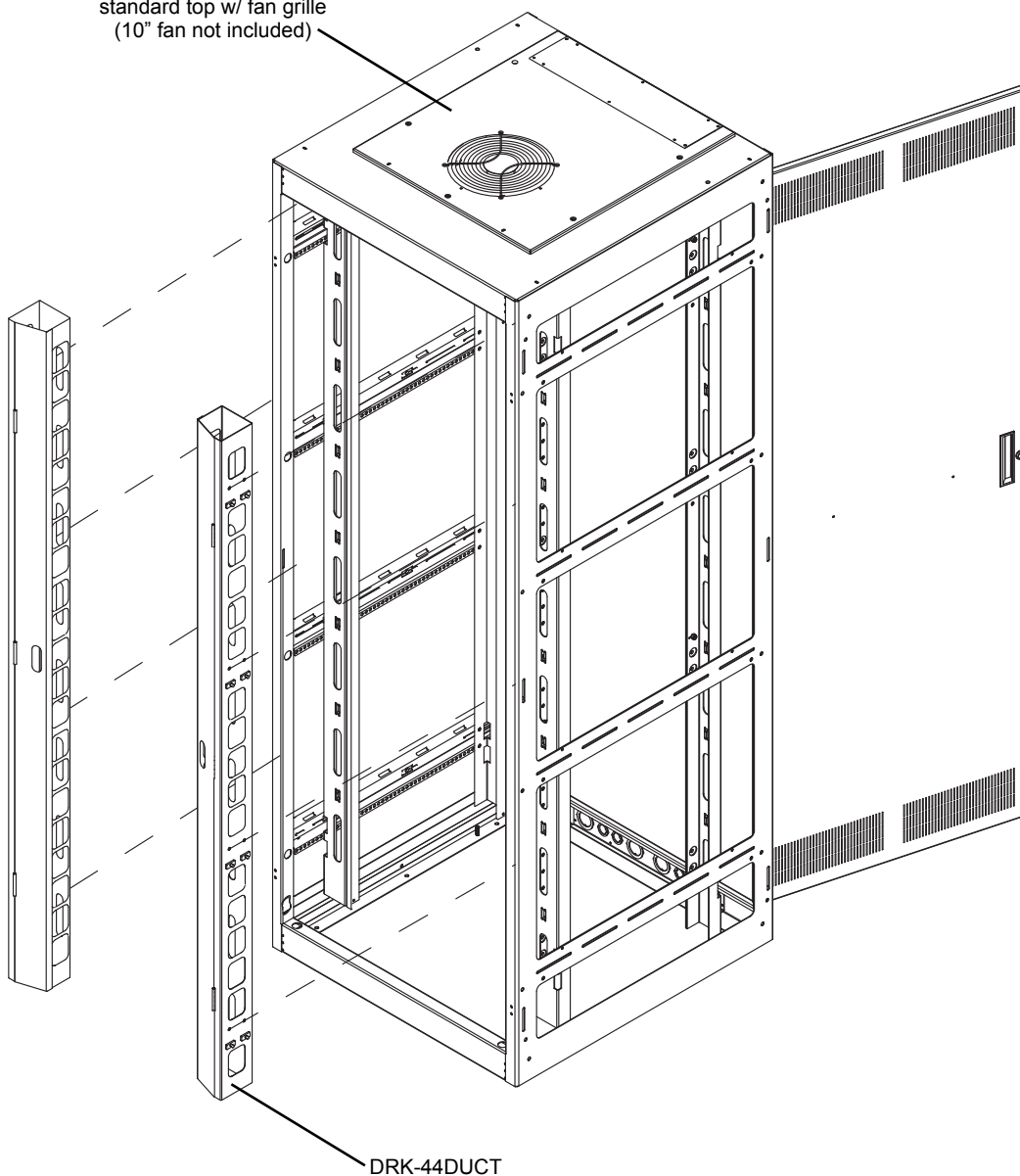
solid hinged
door with 4
point magnetic
latch

IMPORTANT DIMENSIONAL
NOTES:

- SPN-44-312, SPN-44-36 and SPN-44-423 side panels add .625" [16] per side of overall width
- CBS-DRK-31 and CBS-DRK-36 caster bases add .75" [19] to overall height
- Front door adds .92" [23] to overall depth
- Removal of top fan panel reduces height by [10]

All dimensions in inches unless otherwise noted [All dimensions in brackets are in millimeters]

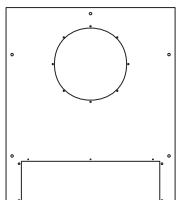
standard top w/ fan grille
(10" fan not included)



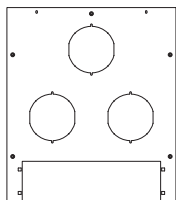
TOP OPTIONS

(removable plate opening
accommodates 2 space panel)

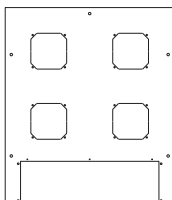
accommodates 12" and 6"
width cable ladders



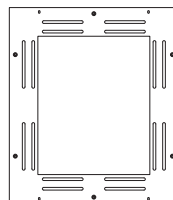
MW-10FT accepts 10"
fan
MW-10FT-550CFM
includes 10" fan
MW-10FT-FC includes
10" fan and fan
controller



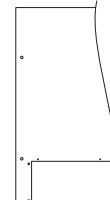
MW-6FT accepts 6"
fans
MW-6FT-660CFM
includes 6" fans



MW-4FT accepts 4-1/2"
fans
MW-4FT-380CFM
includes 4-1/2" fans
MW-4QFT-FC includes
4-1/2" quiet fans and fan
controller




MW-LA accepts 6",
9" and 12" width
cable ladder



MW-ST solid



MW-VT solid
vent



MW-LVT 64%
open area