




SNI®-730 Network Interface Device

The SNI-730 is designed to meet requirements for one to three line outdoor residential NIDs. This unit can be equipped with three individual line modules and three station protectors.



3/4" Pipe Fitting Transition Kit



"S" Footprint Adapter for "K" Footprint Line Modules

Features

- Compatible with Corning Cable Systems CAC®-7600
- Replacement for Tyco RAYNID
- Field upgradeable individual line modules
- Optional individual subscriber security covers
- Remote testing electronics and RFI filters
- Rugged, weatherproof thermoplastic alloy housing
- Grommeted entrances
- Designed and tested to Telcordia® GR-49-CORE
- Uses "S" footprint line modules
- UL® Listed

Specifications

PARAMETER	VALUE
Insulation Resistance	Minimum of 100 MΩ @ ± 200 V DC
Series Resistance	100 mΩ maximum with jacks mated
Dielectric Withstand	1000 Vrms for 1 minute
Dielectric Withstand to Mounting Surfaces	Minimum 2500 Vrms
High Current Capacity	5 amp current for 15 minutes
Wire Installation Spacings	1" for drop wire, 1/4" for inside wire
Wiring	Network wire-24 AWG solid, plug cable wire-26 AWG stranded
Torque	20 in./lbs.
High Temperature Storage/Mold Stress °F (°C)	14 days at 159 (70.55)
Temperature Cycling °F (°C)	30 day cycling from -40 to +140 (-40 to 60)
Temperature Cycling with Humidity °F (°C)	30 day cycling from +40 to +140 (4.44 to 60) with 95% RH
Impact Test °F (°C)	-40 (-40)
Drop Test °F (°C)	-40 (-40)
Rain	UL® 1863 for 24 hours at 10 psi
Salt Fog (Days Exposed)	30
Sunshine (Days Exposed)	60
Fungus Resistance	ASTM G-21 rating of 0
Flammability	Oxygen index of 28%, UL746C 5 inch flame test
Chemical Resistance	30 Days at 100 °F and 95% RH, subject to: CRC226 water displacement lubricant, WD40 water displacement lubricant, 4353 ant and wasp spray, 3% H ₂ SO ₄ , 0.2N NaOH, Kerosene, 10% Igepal CO-630
Dimensions (H x W x D) in. (cm)	6.50 x 8.63 x 3.00 (16.51 x 21.92 x 7.62)

CAC is a registered trademark of Corning Cable Systems Brands, Inc.

SNI®-730 Network Interface Device

Ordering Information – Standard Configurations

MODEL NO.	AFL NO.
SNI - 730 - 1 - J - 1 - 1 - 90 - H	DM000653
S-Footprint adapter for K-Footprint Modules	DM000717
3/4" Pipe Fitting Transition KIt (includes 2)	DM001174

Custom Order Matrix (consult customer service for availability)

Basic Unit	Line Module Security	Subscriber Termination	Type of Electronics	Number of Lines Equipped	Lightning Protection	Telco Cover Fastener	Optional Features
SNI-730	1	J	2	3	37	H	CLM-5C-1
SNI-730	1 = Without individual subscriber security covers 2 = With individual subscriber security covers	J = 4 Screw, 2 Wire, RJ-11 Interface (Dual Green and Red screws electrically active) D = 4 screw, 4 wire, RJ-14 Interface (Green, Yellow, Red and Black are electrically active)	1 = Interface Module only 2 = Half Ringer Equivalence 4 = RFI Filter (Radio Frequency Interference)	1 = 1 (Up to 3)	37 = 125 57 = 356 90 = 455 N = NONE	H = 3/8" Hex Head Screw S = Pin-In-Hex Security Screw (for use with KS-19192 tool)	CLM-5C-1 = Single Line Coax Demarcation Module

EXAMPLE: SNI-730 – 1 – J – 2 – 3 – 37 – H – CLM-5C-1

This model number indicates that the following has been ordered:

SNI-730 housing, supplied without individual subscriber security covers, line module includes; 4 screws, 2 wire RJ-11 interface, Half Ringer equivalence, three line capacity, 125EW lightning protection, 3/8" Hex Head screw for telco cover fastener, and an optional single line coax demarcation module.