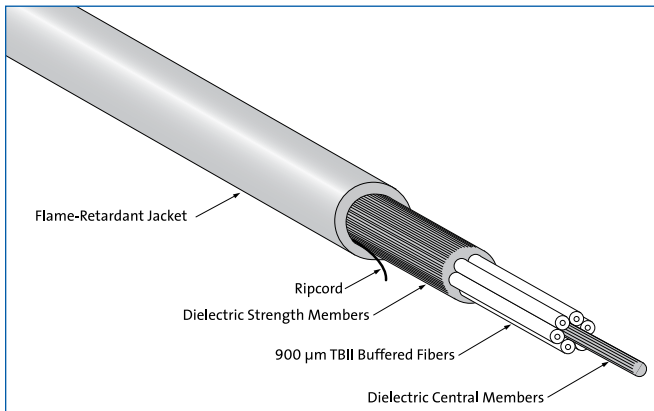


MIC[®] Riser Cables, 2-24 Fibers


A LANscape[®]
Solutions Product

features and benefits |

900 µm TBII[®] Buffered Fibers	Easy, consistent stripping
All-dielectric cable construction	Requires no grounding or bonding
Flame-retardant jacket	Rugged and durable



MIC Riser Cable, 6-Fiber
| Drawing CPC-220/1/33



MIC Riser Cable
| Photo CLT16

Corning Cable Systems MIC[®] Riser Cables are designed for use in riser and general purpose environments for intrabuilding backbone and horizontal installations. These multi-fiber cables use 900 µm TBII Buffered Fibers to enable easy, consistent stripping and facilitate termination. With a dielectric central member, the fibers are surrounded by dielectric strength members and protected by a flame-retardant outer jacket. The all-dielectric cable construction requires no grounding or bonding, making these cables ideal for routing inside buildings including riser shafts, to the telecommunications rooms and workstations.

Available in 50 µm, 62.5 µm, single-mode and hybrid versions, the MIC Riser Cables meet the application requirements of the National Electrical Code[®] (NEC[®] Article 770) and the ICEA S-83-596 test criteria. They are OFNR and FT-4 listed for riser and general-purpose use and available in OFNP and FT6 listed versions.

MIC Cables are available in 12 different jacket colors, enabling easy visual identification and segregation of cables.

(continued)


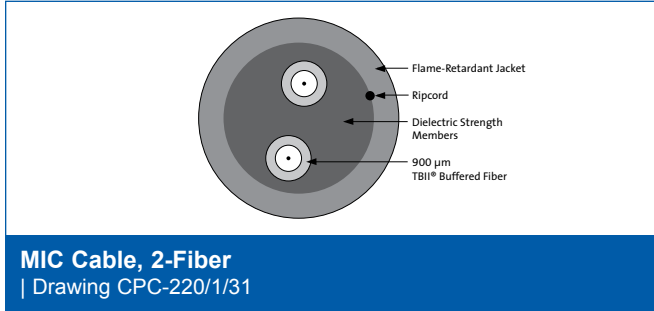


MIC Cable Jacket is Available in 12 Color Options
| Photo 2790

MIC[®] Riser Cables, 2-24 Fibers

A LANscape[®]
Solutions Product

For special applications requiring additional mechanical durability, an interlocking armor option is available. These cables are also offered with Gigabit Ethernet and 10 Gigabit Ethernet performance.



specifications |

Temperatures

Storage: -40° to +70°C (-40° to +158°F)
Installation: -10° to +60°C (+14° to +140°F)
Operation: -20° to +70°C (-4° to +158°F)

Approvals and Listings

National Electrical Code[®] (NEC[®]) OFNR, CSA FT-4, ICEA S-83-596

Flame Resistance

UL-1666 (for riser and general building applications)

Corning Cable Systems recommends storing cable in a proper temperature environment prior to installation to allow the cable temperature to meet installation temperature range specifications for best installation results.

Fiber Count	Nominal Outside Diameter mm (in)	Nominal Cable Weight kg/km (lb/1000 ft)	Central Member	Maximum Tensile Loads		Minimum Bend Radius	
				Short-Term N (lbf)	Long-Term N (lbf)	Loaded cm (in)	Installed cm (in)
Single Layer							
2	4.7 (0.19)	18 (12)	Y	660 (150)	200 (45)	7.1 (2.8)	2.4 (1.0)
4	5.0 (0.20)	22 (15)	Y	660 (150)	200 (45)	7.5 (3.0)	2.5 (1.0)
6	5.5 (0.22)	26 (17)	Y	660 (150)	200 (45)	8.3 (3.3)	2.8 (1.1)
8	6.0 (0.24)	32 (21)	JG	660 (150)	200 (45)	9.0 (3.6)	6.0 (2.4)
Dual Layer							
12 (9/3)	6.3 (0.25)	32 (22)	Y	660 (150)	200 (45)	9.5 (3.7)	3.2 (1.3)
18 (12/6)	7.4 (0.29)	48 (32)	Y	1320 (300)	400 (90)	11.1 (4.4)	7.4 (2.9)
24 (15/9)	8.0 (0.31)	56 (39)	Y	1320 (300)	400 (90)	12.0 (4.7)	8.0 (3.1)

Note:

Central Member Types: Y = Yam, JG = Jacketed GRP.

Fiber arrangement in dual-layer designs is shown in parentheses. Example: (9/3) = 9 outside fibers around 3 inner fibers.

MIC[®] Riser Cables, 2-24 Fibers

A LANscape[®]
Solutions Product

transmission performance |

Optical Fiber Type (µm)	62.5 Multimode	50 Multimode	50 Multimode	50 Multimode	50 Multimode	Single-mode [§]
ISO/IEC 11801 Nomenclature	OM1	OM2	OM3 [‡]	OM4 [‡]	OM4 [‡]	OS2
Fiber Code	K	T	T	T	T	E
Performance Option Code	30	31	80	90	91	31
Wavelength (nm)	850/1300	850/1300	850/1300	850/1300	850/1300	1310/1383/1550
Maximum Attenuation (dB/km)	3.4/1.0	2.8/1.0	2.8/1.0	2.8/1.0	2.8/1.0	0.65/0.65/0.50
Minimum Over Filled Launch (OFL) Bandwidth (MHz•km)	200/500	700/500	1500/500	3500/500	3500/500	- / - / -
Minimum Effective Modal Bandwidth (EMB) (MHz•km)	220/ -	950/ -	2000/ -	4700/ -	5350/ -	- / - / -
Serial 1 Gigabit Ethernet Distance (m)	300/550	750/600	1000/600	1100/600	1100/600	5000/ - / -
Serial 10 Gigabit Ethernet Distance (m)	33/ -	150/ -	300/ -	550*/ -	600*/ -	10000/ - /40000

* Assumes 1.0 dB maximum total connector/splice loss.

† Assumes 0.7 dB maximum total connector/splice loss.

‡ Meets 0.75 ns optical skew when used in all Corning Cable Systems Plug & Play™ Systems solutions.

§ ITU 652.D compliant.

Notes:

- 1) Improved attenuation and bandwidth options available.
- 2) Bend-insensitive single-mode fibers available on request.
- 3) Contact a Corning Cable Systems Customer Service Representative for additional information.
- 4) 50 µm multimode fiber macrobend loss ≤ 0.2 dB at 850 nm for two turns around 7.5 mm radius mandrel.

MIC[®] Riser Cables, 2-24 Fibers

A LANscape[®]
Solutions Product

ordering information | Contact Customer Service at 800-743-2671 for other options.

<input type="checkbox"/>	<input type="checkbox"/>	<input type="checkbox"/>	<input type="checkbox"/>	8	1	-	3	<input type="checkbox"/>	1	<input type="checkbox"/>	<input type="checkbox"/>	-	2	4
1	2	3	4	5	6		7	8	9	10	11	12	13	14

|1-3

Select fiber count.
Standard offerings:
002 006 012 024
004 008 018

|4

Select fiber code
(see Transmission
Performance table).

|5 / 12

Defines cable type.
8 / - = Standard for
MIC[®] Cable

|6

Defines outer jacket.
1 = Standard for riser

|7

Defines fiber placement.
3 = Standard

|8

Select length markings.
1 = Markings in feet
(fiber counts ≤ 10)
3 = Markings in feet
(fiber counts > 10)

|9

Defines tensile strength
(see Specifications).

|10-11

Select performance
option code (see
Transmission
Performance table).

|13-14

Defines special
requirements.
24 = Standard for MIC
Riser Cable

Note: The cable is available in 12 different jacket colors: blue, orange, green, brown, slate, white, red, black, yellow, purple, rose and aqua. Black is the standard jacket color using the part number configurator above. Contact customer service at 1-800-743-2675 to order other color options.

Corning Cable Systems LLC • PO Box 489 • Hickory, NC 28603-0489 USA
800-743-2675 • FAX: 828-325-5060 • International: +1-828-901-5000 • www.corning.com/cablesystems

Corning Cable Systems reserves the right to improve, enhance and modify the features and specifications of Corning Cable Systems products without prior notification. LANscape, MIC, Pretium and TBI are registered trademarks of Corning Cable Systems Brands, Inc. Plug & Play is a trademark of Corning Cable Systems Brands, Inc. All other trademarks are the properties of their respective owners. Corning Cable Systems is ISO 9001 certified. © 2007, 2012 Corning Cable Systems. All rights reserved. Published in the USA.
LAN-89-EN / May 2012