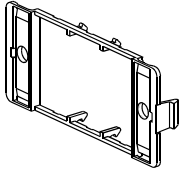


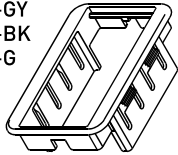
CM Series Communication Modules Specialty Mounting Adapters Ordering Information

CM-EPLA
CM-EPLA-WH
CM-EPLA-FW
CM-EPLA-G



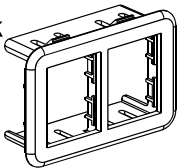
END PLATE –
End plates with two outlet ID labels with clear covers and two matching screw covers. Required when mounting modules into 4050, 5450, 5550, and WSA07-4A device mounting brackets, and the V2444D-2A and 2344SD-2A 2-gang divided raceway box.

CM-2AB
CM-2AB-WH
CM-2AB-GY
CM-2AB-BK
CM-2AB-G



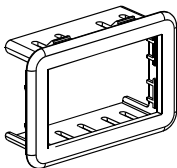
CM2/ACTIVATE 2A MINI MOUNTING ADAPTER –
Accepts one CM2 Series communication module or one Pass & Seymour Activate Series insert.

AB2TJ
AB2TJ-WH
AB2TJ-GY
AB2TJ-BK
AB2TJ-G



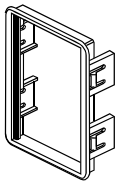
ORTRONICS® TRACJACK 2A MINI MOUNTING ADAPTER –
Accepts two Ortronics Tracjack Inserts.

ABS2
ABS2-WH
ABS2-GY
ABS2-BK
ABS2-G



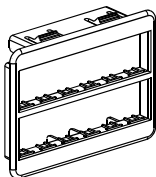
ORTRONICS® SERIES II 2A MINI MOUNTING ADAPTER –
Accepts one Ortronics Series II 1-unit insert.

CM-MAB
CM-MAB-GY
CM-MAB-BK
CM-MAB-FW



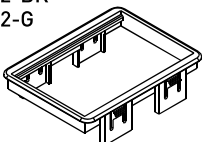
6A MINI MOUNTING ADAPTER –
6A opening. Must be purchased separately for mounting communication modules in Walker service fittings where it is indicated they are not included.

MAB6TJ
MAB6TJ-WH
MAB6TJ-GY
MAB6TJ-BK
MAB6TJ-G



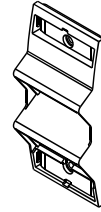
ORTRONICS® TRACJACK 6A MOUNTING ADAPTER –
Accepts six Ortronics TracJack inserts.

MAB3S2
MAB3S2-GY
MAB3S2-BK
MAB3S2-G



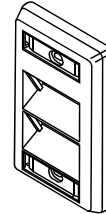
ORTRONICS® SERIES II 6A MOUNTING ADAPTER –
Accepts three Ortronics Series II 1-unit inserts.

CM-ARA
CM-ARA-WH
CM-ARA-GY
CM-ARA-BK
CM-ARA-G



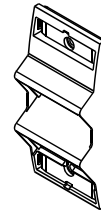
ANGLED RACEWAY ADAPTER –
For use with multi-channel raceway device brackets and WallSource device mounting brackets. Angled exit provides additional mounting depth required for audio/visual connections as well as ensuring the required bend radius for UTP and fiber optic cabling. Holds two CM2 Series modules or two 2A inserts. Fits 5507 Series Faceplate opening.

CM-SAP
CM-SAP-WH
CM-SAP-GY
CM-SAP-BK
CM-SAP-G



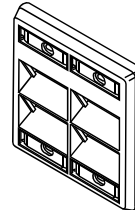
SINGLE-GANG ANGLED FACEPLATE –
For mounting two CM2 Series modules or Pass & Seymour Activate Series device modules.

ARA-S2-IV
ARA-S2-FW
ARA-S2-BK
ARA-S2-G
ARA-S2-WH



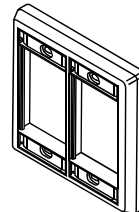
ANGLED RACEWAY ADAPTER –
For use with multi-channel raceway device brackets and WallSource device mounting brackets. Angled exit provides additional mounting depth required for A/V connections as well as ensuring the required bend radius for UTP and fiber optic cabling. Holds two Ortronics® Series II modules. Fits 5507 Series Faceplate opening.

CM-DAP
CM-DAP-WH
CM-DAP-GY
CM-DAP-BK
CM-DAP-G



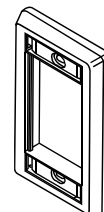
DOUBLE-GANG ANGLED FACEPLATE –
For mounting four CM2 Series modules or Pass & Seymour Activate Series device modules.

CM-DFP
CM-DFP-WH
CM-DFP-GY
CM-DFP-BK
CM-DFP-G



DOUBLE-GANG FACEPLATE –
For mounting six CM2 Series modules or Pass & Seymour Activate Series device modules.

CM-SFP
CM-SFP-WH
CM-SFP-GY
CM-SFP-BK
CM-SFP-G



SINGLE-GANG FACEPLATE –
For mounting three CM2 Series modules or Pass & Seymour Activate Series device modules.