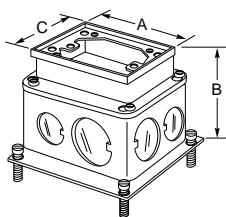


## Floor and Wall Boxes Deep Rectangular Cast Iron



Everything you'll need for a superior installation, including full or semi-adjustments. Hubbell rectangular floor boxes offer separate compartments for multi-service delivery. Hubbell rectangular covers and rectangular floor boxes can be mixed and matched in any combination.



**B2436**



**B4233**

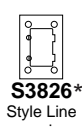
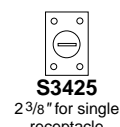
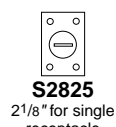
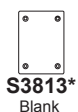


**B4333**

### Deep Cast Iron

Catalog Numbers (Single or Multi Service)	B2436*	B243641	B4233*	B423341	B4333*	B433361
Gangs	Single	Single	Two	Two	Three	Three
Min. Depth of Pour Inches (mm)	3.75" (95.3)	3.75" (95.3)	3.75" (95.3)	3.75" (95.3)	3.75" (95.3)	3.75" (95.3)
Adjustability (Fully, Semi, Non)	Fully	Fully	Fully	Fully	Fully	Fully
Before Pour External Height Adjustment Inches (mm)	1.25" (31.8)	1.25" (31.8)	1.25" (31.8)	1.25" (31.8)	1.25" (31.8)	1.25" (31.8)
After Pour Internal Height Adjustment Inches (mm)	.38" (9.5)	.38" (9.5)	.63" (15.9)	.63" (15.9)	.63" (15.9)	.63" (15.9)
Cubic Inch Capacity (cm <sup>3</sup> )	33.00 (838.2)	33.00 (540.9)	36.50 (598.2) per gang	36.50 (598.2) per gang	34.80 (570.3) middle-36.50 (598.2) ends	34.80 (570.3) middle-36.50 (598.2) ends
Dimensions - A Inches (mm)	4.38" (111.2)	4.38" (111.2)	4.38" (111.2)	4.38" (111.2)	4.38" (111.2)	4.38" (111.2)
Dimensions - B (†) Inches (mm)	3.19" (81.0)	3.19" (81.0)	3.44" (87.3)	3.44" (87.3)	3.44" (87.3)	3.44" (87.3)
Dimensions - C Inches (mm)	3.19" (81.0)	3.19" (81.0)	6.38" (161.9)	6.38" (161.9)	9.56" (242.9)	9.56" (242.9)
Threaded Conduit Hub Sizes	3/4" four way	1" four way	3/4" six way	1" four way, 3/4" two way	3/4" eight way	1" six way, 3/4" two way

Brass Covers (suitable for use in tile or carpeted floors). All rectangular covers fit all rectangular boxes.



Carpet Flanges (if required)	Catalog Numbers	Dimensions (mm)
Single Gang:		
Brass	<b>SB3083</b>	4.84" x 6.00" (123.0 x 152.4)
Aluminum	<b>SA3083</b>	4.84" x 6.00" (123.0 x 152.4)
Clear Polycarbonate	<b>S3083</b>	4.38" x 5.56" (111.3 x 141.2)
Two Gang:		
Brass	<b>SB3084</b>	8.06" x 6.00" (204.7 x 152.4)
Aluminum	<b>SA3084</b>	8.06" x 6.00" (204.7 x 152.4)
Clear Polycarbonate	<b>S3084</b>	7.56" x 5.56" (192.0 x 141.2)
Three Gang:		
Brass	<b>SB3085</b>	11.31" x 6.00" (287.3 x 152.4)
Aluminum	<b>SA3085</b>	11.31" x 6.00" (287.3 x 152.4)
Clear Polycarbonate	<b>S3085</b>	10.81" x 5.56" (274.6 x 141.2)

Key:  
 \*Also available with aluminum adapter rings. Use "BA" prefix for floor boxes, "SA" prefix for covers.  
 (†) Dimension B represents the minimum dimension without base screws.  
 Notes: See page L-21 for hub sizes & locations.  
 See pages L-3 & L-5 for additional multiple service recessed floor box options.

Note: See page L-22 for Hubbell Selector chart, to match receptacle to cover.

