

Renoir® II Architectural Wall Box Dimmers

Preset Slide - Standard Heat Sink



The Leviton Renoir® II line of architectural wall box dimmers supports an unparalleled number of applications using a minimum number of SKUs. Renoir II high performance dimmers support all load types and configurations. Performance, aesthetics, multi-location dimming, color selection, and multi-gang capabilities make Renoir II a highly functional, yet elegant solution for architectural dimming control.

FEATURES

- **Universal voltage - 120-277V** (excludes non-neutral models)
- **Multi-location dimming** - up to 5-way dimming
 - Remotes dimmers and switches
 - Connect up to 5 devices, max 250' on 1 traveler wire
 - Remotes control all connected master dimmers
 - Masters always operate independently
- **Locator indicator** - illuminates when dimmer is off for easy location in a dark room
- **Non-neutral models** - for retrofit applications
- **Configurable cut-off level** - allows user configuration of cut-off point and automatically recalibrates to allow maximum control from cutoff point to full output
- **Smooth-action, linear captive slide control** - easy, precise adjustment of lighting levels
 - Easy-touch preset switch turns lights ON at last selected brightness level

- **Clean and stylish appearance**
 - Fits standard commercial 2-1/2" deep wall boxes*
 - Decora styling coordinates with Leviton's extensive line of Decora devices
 - Fins are easily removed for multi-gang applications
 - No visible metal heat sinks, fins, or mounting hardware
- **Solid state triac dimming** - saves energy when dimming, extends lamp life, and reduces maintenance costs
- **Flicker-free, smooth, and continuous dimming** - reduces light fluctuations from linevoltage variation and maintains the power delivered to the lamp
- **Power failure memory** - light is restored to the same levels set prior to the power failure or power interruption
- **Surge protection** - tested to withstand surges of 6000V, 200A (ANSI/IEEE Std. C62.41-1980)
- **Electrostatic discharge protection** - protects dimmer against static discharge up to 16,000V
- **Advanced technology engineered heat sinks** - transfers heat away from essential electrical components for extended product life
- **Square law dimming** - slider position indicates the perceived light level
- **RFI filtering** - reduces interference with radio, audio, and video equipment
- **Accessible air gap feature** - completely disconnects power from the load when lights are off for safety when changing lamps

* Field configurable multi-gang boxes not supported.

Leviton Mfg. Co., Inc. Lighting Management Systems

PRODUCT DATA

MODELS/SUPPORTED LOAD TYPES

Incandescent

- 120V, 60Hz non-neutral
 - 1-Wire (Dimmed Hot)
- 120-277VAC, 60Hz (with neutral)
 - 2-Wire (Dimmed Hot + Neutral)
- Forward Phase Dimmer
- Square Law Dimming
- Symmetrical AC Waveform for all load types
- Incandescent
 - Tungsten
 - Magnetic Low Voltage
- Forward Phase Control Electronic Low Voltage Transformers
- Forward Phase Control LED Drivers
- Forward Phase Control Neon/Cold Cathode Ballasts
- Minimum load, 15W

Electronic Low Voltage - 2-Wire (Dimmed Hot + Neutral)

- 120-277VAC, 60Hz
- Reverse Phase Dimmer
- Square Law Dimming
- Forward or Reverse Phase Control Electronic Low Voltage Transformers
- Forward or Reverse Phase Control LED Drivers
- Forward or Reverse Phase Control Neon/Cold Cathode Ballasts
- Incandescent/Tungsten
- No minimum load

Ballast - 0-10V

- 120-277VAC, 60Hz
- Linear Dimming
- Any ballast requiring 0-10V "sinking" control
- ex: Leviton Sector™, Advance Mark 7®*, Universal SuperDim®*, Lutron TVE™*, Sylvania Quicktronic® Powersense™*
- No minimum load

Ballast - 2-Wire Control (Dimmed Hot + Neutral)

- 120-277VAC, 60Hz
- Linear Dimming
- Forward Phase Control
- ex: Advance Mark 10®*, Sylvania Quicktronic® Powersense™, Lutron Tu-Wire®*
- No minimum load

Ballast - 3-Wire Control (Switched Hot + Dimmed Hot + Neutral)

- 120-277VAC, 60Hz
- Linear Dimming
- ex: Lutron Hi-lume®*, Lutron Eco-10®*
- No minimum load

Switch

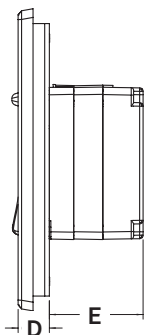
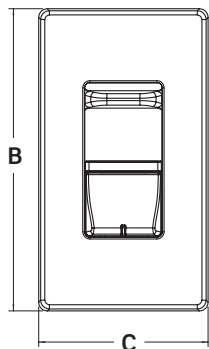
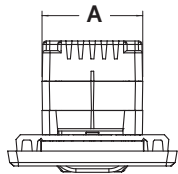
- 120-277VAC, 60Hz
- Tungsten Loads
- Resistive Loads
- Inductive Loads
- Motor Loads
- Transformer Loads
- No minimum load

Fan Speed

- 120-277VAC, 60Hz
- Any quantity of ceiling paddle fans up to maximum current rating
- Any fan up to 5A, paddle fan up to 8.3A
- Patent-pending Super Silent Technology (SST) allows "quiet" performance with fully variable control
- No minimum load

*Mark 7® and Mark 10® are registered trademarks of Advance Transformer Company. Tu-Wire®, Hi-lume®, and Eco-10® are registered trademarks of Lutron Electronics, Inc. TVE™ is a trademark of Lutron Electronics, Inc. SuperDim® is a registered trademark of Universal™ Lighting Technologies. Quicktronic® is a registered trademark of OSRAM Sylvania. Powersense™ is a trademark of OSRAM Sylvania.

DIMENSIONS



	A	B	C	D	E
Narrow Dimmer	1.720" (43.68mm)	5.157" (130.99mm)	2.891" (73.4314mm)	0.533" (13.5382mm)	1.600" (40.64mm)
Wide Dimmer	1.720" (43.68mm)	5.157" (130.99mm)	4.701" (119.4054mm)	0.533" (13.5382mm)	1.600" (40.64mm)
Switch	1.720" (43.68mm)	5.157" (130.99mm)	2.891" (73.4314mm)	0.533" (13.5382mm)	1.600" (40.64mm)
Switch Remote	1.720" (43.68mm)	5.157" (130.99mm)	2.891" (73.4314mm)	0.533" (13.5382mm)	1.103" (28.1062mm)
Dimmer Remote	1.720" (43.68mm)	5.157" (130.99mm)	2.891" (73.4314mm)	0.533" (13.5382mm)	1.103" (28.1062mm)

SPECIFICATIONS

Environmental

- Operating 0° C to 40° C
- Non-operating -10° C to 85° C
- Relative humidity, non-condensing 0% to 90%

Listings

- UL/cUL or ETL/cETL listed to UL/CSA Standards (File # E31373 for Dimmers, File # E123566 for Fans)
- NOM
- ANSI/IEEE C62.41.2 - voltage surges to 6000V & surges to 200A
- ESD Protection to IEC61000 4-2 Level 4 protects against damage due to static discharge of 16KV or higher
- FCC Part 15, Class B for radiated and conducted emissions

ORDERING INFORMATION (continues on next page...)

DIMMERS

DESCRIPTION	CAT. NO.*
Dimmers, Preset Slide - Standard Heat Sink	AWSMG-xxx

* Replace -xxx with digits from table below depending on load type.

Load Types						Ratings			
Incandescent Non-Neutral (120V Only)	Incandescent	Ballast: 0-10V	Ballast: 2-Wire Control	Ballast: 3-Wire Control	Electronic Low Voltage	Current*	VA @ 120VAC*	VA @ 230VAC*	VA @ 277VAC*
-IAW Narrow**	-MAW Narrow	-	-XAW Narrow	-HAW Narrow	-EAW Wide	5A	600	1,150	1,385
-IBW Narrow	-MBW Narrow	-	-XBW Narrow	-HBW Narrow	-EBW Wide	8-1/3A	1,000	1,917	2,308
-ICW Wide	-MCW Wide	-	-XCW Wide	-HCW Narrow	-	12.5A	1,500	2,875	3,463
-IDW Wide	-MDW Wide	-7DW Narrow	-XDW Wide	-HDW Narrow	-	16A	2,000	3,680	4,432

*Ganged dimmers may require de-rating. Please reference www.leviton.com/RenoirII for additional information.

**Narrow/Wide indicator indicates width of the heat sink. Reference dimensions section for sizes.

FAN SPEED CONTROLS

- Rated for control of any number of ceiling style paddle fans up to ratings below
- Rated for control of any motor up to 5A

DESCRIPTION	CAT. NO.*	Ratings				
		Fan Speed Controls	Current*	VA @ 120VAC*	VA @ 230VAC*	VA @ 277VAC*
Fan Speed Controls, Preset Slide - Standard Heat Sink	AWSMG-xxx	-QAW Narrow	5A	600	1,150	1,385
		-QBW Narrow	8-1/3A	1,000	1,917	2,308

* Replace -xxx with digits from table below depending on load type.

*Ganged dimmers may require de-rating. Please reference www.leviton.com/RenoirII for additional information.
**Narrow/Wide indicator indicates width of the heat sink. Reference dimensions section for sizes.

SWITCHES

DESCRIPTION	CAT. NO.*
Switch Controls, Preset Slide - Standard Heat Sink	AWWMG-ODW

Switches	Current*	Ratings		
		VA @ 120VAC*	VA @ 230VAC*	VA @ 277VAC*
VA	15A	1,800	3,450	4,150
Horsepower		1/2 HP	1.5HP	1.5HP

*All switches use Narrow heat sink.

Leviton Mfg. Co., Inc. Lighting Management Systems

20497 SW Teton Avenue, Tualatin, OR 97062 1-800-736-6682 Tech Line: 1-800-959-6004 Fax: 503-404-5594 www.leviton.com/lms
© 2009 Leviton Manufacturing Co., Inc. All rights reserved. Subject to change without notice.

PRODUCT DATA



ORDERING INFORMATION continued...

REMOTES

DESCRIPTION	CAT. NO.*
Remotes, Slide Control - Standard Heat Sink	AWSRG-00W
Remotes, Switch Control - Standard Heat Sink	AWWRG-00W

COLOR CHANGE KITS

DESCRIPTION	CAT. NO.*
Color Change Kits, Preset Slide - Standard Heat Sink	AWyCG-00x

* Replace y and x with digits from options below depending on control type and color.

- y=Control Type, replace y with any of the following:
 - S=Slide Control, W=Switch
- oox=Color, replace x with any of the following:
 - A=Almond, E=Black, G=Gray, I=Ivory, T=Light Almond, W=White, C=Custom/Field Painted

WALL PLATES

Each device is supplied with a white single gang plate. For purchase of replacement plates or plates in an alternate color, please consult the chart below. For custom plates, please note required 4-6 week lead time.

DESCRIPTION	CAT. NO.*
Wall Plates for Renoir II Architectural Wall Box Dimmers	AWP0y-nwc

* Replace y and n, w, c with digits from options below depending on fins, number of Narrow or Wide dimmers, and color.

- y=Indicates whether fins are to be left on or removed. Replace with the following:
 - F=All fins remain on, o=Fins to be removed when possible (allows for narrowest possible installation)
- n=Number of Narrow dimmers, 0-6 supported*
- w=Number of Wide dimmers, 0-4 supported*
- c=Color, replace with any of the following:
 - A=Almond, E=Black, G=Gray, I=Ivory, T=Light Almond, W=White, C=Custom/Field Painted, K=24K Gold, B=Satin Brass, L=Brushed Stainless Steel, R=Antique Bronze

*Ganged dimmers may require de-rating. Some configurations require custom wall plates that are built to order and not available in metal finishes. Please refer to www.leviton.com/RenoirII or consult with customer service for additional information.

CAUTION ON RETROFITS:

When retrofitting dimming ballasts into fixtures that originally had Instant Start ballasts, the sockets MUST be replaced with Rapid Start sockets in order to allow proper dimmer operation and prevent damage to the dimming ballast. Refer to the instructions provided with the ballast. Leviton sockets for T8 lamps which fit many common applications can be purchased with P/N #13661.

LEVITON SPECIFICATION SUBMITTAL

JOB NAME:	CATALOG NUMBERS:
JOB NUMBER:	

Leviton Manufacturing Co., Inc. Lighting Management Systems

20497 SW Teton Avenue, Tualatin, OR 97062
 Telephone: 1-800-736-6682 • FAX: 503-404-5594 • Tech Line (6:00AM-4:00PM P.S.T. Monday-Friday): 1-800-959-6004

Leviton Manufacturing of Canada, Ltd.

165 Hymus Boulevard, Pointe Claire, Quebec H9R 1E9 • Telephone: 1-800-469-7890 • FAX: 1-800-563-1853

Leviton S. de R.L. de C.V.

Lago Tana 43, Mexico DF, Mexico CP 11290 • Tel. (+52) 55-5082-1040 • FAX: (+52) 5386-1797 • www.leviton.com.mx

Visit our Website at: www.leviton.com/lms

© 2009 Leviton Manufacturing Co., Inc. All rights reserved. Subject to change without notice.

