

727-18

Cardioid Dynamic Mini-gooseneck Microphone

Description

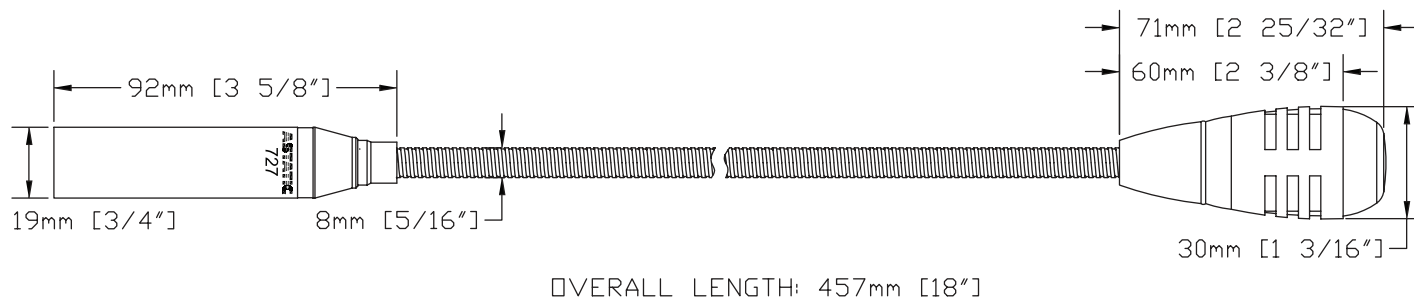
The 727-18 is a cardioid, dynamic, quick-mount, miniature-gooseneck microphone with internal shock suppression. Special attention has been taken to ensure this microphone has high sensitivity while providing the durability and dependability associated with traditional dynamic microphones. The smooth frequency response with articulation emphasis makes this microphone suitable for speech applications on podiums, desks, audio and equipment consoles.

The 8mm commercial-grade flexible gooseneck provides silent adjustability, engineered to withstand the rigors of daily repositioning. The gooseneck will maintain its shape over time resisting sag and fatigue. The hardened grille screen resists dents and deformation due to accidental mishandling.

The cardioid polar pattern features a 120 degree pick-up angle providing excellent off-axis rejection. Feedback is minimized in sound reinforcement applications while the pickup of reverberation, ambient and background noise is significantly reduced.

Features

- Cardioid polar pattern
- RF (radio frequency) Resistant Architecture
- 5/16" [8mm] commercial-grade flexible gooseneck
- Neodymium moving-coil dynamic capsule
- Non-reflective matte-black finish
- 3-pin male XLR-type connector
- Quick-mount format



727-18

Cardioid Dynamic Mini-gooseneck Microphone



Specifications†

Operating Principle	Moving Coil Dynamic
Polar Pattern	Cardioid
Frequency Response	200Hz - 16KHz
Sensitivity	-56dBV (1.6mV) @ 1Pa
Impedance	600 ohms
Connector	3-pin male XLR type
Polarity	Positive pressure on diaphragm corresponds to positive voltage on pin 2 relative to pin 3.
Finish	Durable matte-black urethane
Dimensions	(See drawing)
Net Weight [Mass]	6.3oz [0.18Kg]
Packaged Weight [Mass]	9.0oz [0.26Kg]
RF Immunity	Meets or exceeds EN55103-2, E1, E2, E3 and E4.

RoHS Compliant

†Specifications subject to change without notice.

Optional Accessories

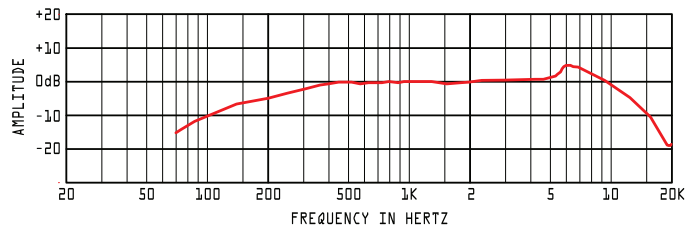
40-340	Flex pipe stiffening collar
FM-1A	Flange with 3-pin female XLR stem mount
FM-2A	Locking flange mount with 3-pin female XLR
GSM-1	Shock mount

Architects' and Engineers' Specification

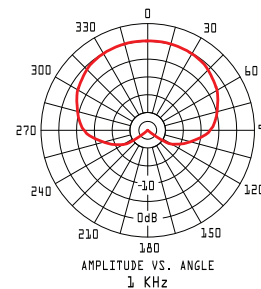
The microphone will be a miniature-gooseneck dynamic type utilizing neodymium magnetics. The frequency response will be 200Hz - 16KHz. The microphone will have a cardioid polar pattern. The sensitivity of the microphone will be -56dBV (1.6mV) @ 1Pa. The impedance of the microphone will be 600 ohms. The gooseneck will be 5/16" [8mm] in diameter. The microphone will have a 3-pin male XLR-type output connector which also serves as the microphone mount. The microphone will be RoHS compliant and will meet or exceed EN55103-2, E1, E2, E3 and E4.

The dimensions of the microphone will be 1-3/16" [30mm] in diameter for the head, and 3/4" [19mm] in diameter for the connector. The gooseneck of the 727-18 will be 5-16" [8mm] in diameter. The overall length will be 18" [457mm]. The net weight will be 6.3oz [0.18Kg]. The packaged weight will be 9.0oz [0.26Kg]. The 727-18 will have a durable matte-black urethane finish. The Astatic 727-18 is specified.

Frequency Response



Polar Pattern



Two-Year Limited Warranty

Astatic Commercial Audio Products hereby warrants that this product will be free of defects in material and workmanship for a period of two years from the date of purchase. In the unlikely event that a defect occurs Astatic will, at its option, either repair or replace with a new unit of equal or greater value. Retain proof of purchase to validate the purchase date and return it with any warranty claim.

This warranty excludes exterior finish or appearance, damage from abuse, misuse of the product, use contrary to Astatic's instructions or unauthorized repair. All implied warranties, merchantability, or fitness for a particular purpose is hereby disclaimed and Astatic hereby disclaims liability for incidental, special or consequential damages resulting from the use or unavailability of this product.

This warranty gives you specific legal rights and you may have other rights that vary from state to state. Some states do not allow the exclusion or limitation of incidental or consequential damages or limitations on how long an implied warranty lasts, so the above exclusions and limitations may not apply to you.

Note: No other warranty, written or oral is authorized by Astatic Commercial Audio Products.

Shipping Instructions

Please call our customer service department at 440-349-4900 for a pre-approved return authorization number.

Carefully repack the unit and return the insured package to: Astatic Commercial Audio Products, 6573 Cochran Road, Building I, Solon, Ohio 44139.

RETURNS WITHOUT A PRE-APPROVED RETURN AUTHORIZATION NUMBER WILL BE REFUSED.

If outside the United States, contact your local dealer or distributor for warranty details.



©2007 Astatic Commercial Audio Products
Part No. 46873-88-00 Oct2007



Astatic Commercial Audio Products
6573 Cochran Rd. Building I Solon, Ohio 44139 U.S.A.
Tel: (440) 349-4900 Fax: (440) 248-4902 Sales: (800) 421-3161
www.astaticinstalled.com