

# 220VP/220VPW

## Continuously-variable Pattern Condenser Boundary Microphone

### Description

The 220VP/220VPW is an inconspicuous, continuously-variable polar pattern, button-style, condenser boundary microphone designed for surface installation. Special attention has been given to design the 220VP to resist interference from cell phones, two-way communication, and other RF devices. The integral 80Hz, 12dB/octave high-pass filter removes unwanted low-frequency energy to improve intelligibility. The all metal, threaded body and shock-absorbing bushings make for easy installation in surfaces up to 3" thick.

When mounted on a hard surface, the 220VP will take advantage of the "boundary effect" signal-to-noise ratio increase. The 220VP is terminated with a standard 3-pin XLRM-type connector recessed in the body of the microphone.

The 220VP features a continuously-variable polar pattern so it can shorten the list of products an audio system designer needs to consider when boundary condenser microphones are specified. The installer can precisely tailor the polar pattern for the best performance depending upon the application or environment. The 220VP is primarily designed for speech and vocal pickup in governmental, institutional, religious and business applications.

### Features

- Continuously-variable polar pattern control
- Securable polar-pattern control
- All-metal housing suitable for commercial applications
- Mounting hardware included
- RF (radio frequency) Resistant Architecture
- Integrated high-pass filter for elimination of unwanted low-frequency energy
- Shock-absorbing polymer bushings included
- Inconspicuous design

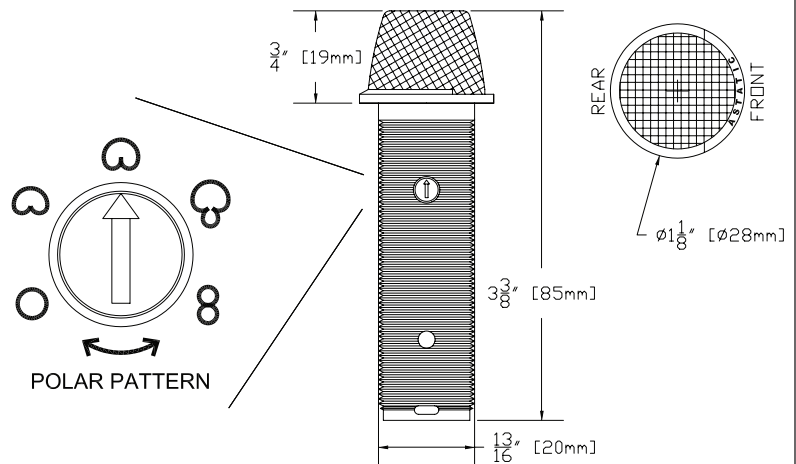


### Polar Pattern Adjustment

1. Refer to dimensional drawing for dial orientation.
2. Adjust dial to desired polar pattern using a 1/8" [3mm] flat-head precision screwdriver.
3. Install microphone.

#### Installation Note:

The mounting hole should be 15/16" [24mm] in diameter to accommodate microphone and polymer bushings.



# 220VP/220VPW

## Continuously-variable Pattern Condenser Boundary Microphone



### Specifications†

<b>Operating Principle</b> .....	Condenser
<b>Polar Pattern</b> .....	Continuously-variable
<b>Frequency Response</b> .....	90Hz -17KHz
<b>Sensitivity</b> .....	-32dBV (25mV) @ 1 Pa
<b>Impedance</b> .....	120 ohms
<b>Maximum SPL</b> .....	120dB, 1% T.H.D., 1KHz
<b>Self Noise</b> .....	18dBA
<b>Power Requirements</b> .....	P12, P24, P48, 4mA
<b>Connector</b> .....	3-pin XLRM-type
<b>Polarity</b> .....	Positive pressure on diaphragm corresponds to positive voltage on pin 2 relative to pin 3 at XLR3M-type connector.
<b>Finish</b> .....	Durable matte-black urethane or white (220VPW)
<b>Dimensions</b> .....	(See drawing)
<b>Net Weight [Mass]</b> .....	3.9oz [0.11Kg]
<b>Packaged Weight [Mass]</b> .....	5.0oz [0.14Kg]
<b>RF Immunity</b> .....	Meets or exceeds EN55103-2, E1, E2, E3 and E4

### RoHS Compliant

†Specifications subject to change without notice.

**Included Accessories**.....2 rubber bushings, hex nut and washer

### Architects' and Engineers' Specifications

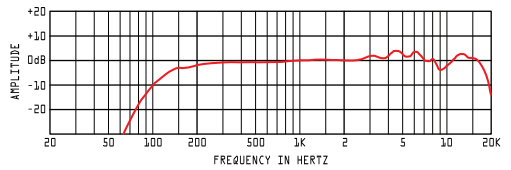
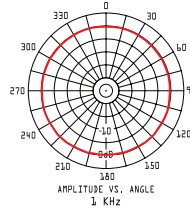
The microphone will be an inconspicuous, continuously-variable polar pattern, button-style, condenser boundary microphone designed for surface installation. The microphone will have a continuously-variable polar pattern. The sensitivity of the microphone will be -32dBV (25mV) @ 1Pa. The frequency response will be 90Hz-17KHz. The impedance of the microphone will be 120 ohms. The self-noise will be 24dBA. The maximum SPL will be 120dB.

The microphone will include an integral 80Hz, 12dB/octave high-pass filter to improve intelligibility. The microphone will have a 3-pin XLRM-type connector allowing for bottom exit. The microphone will operate from P12, P24 or P48 standard phantom power consuming 4mA.

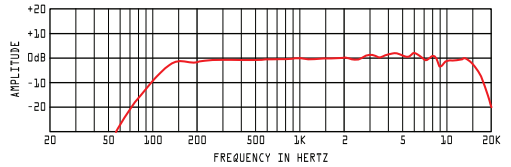
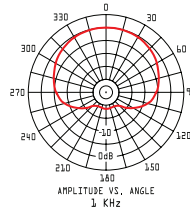
The microphone element and electronics will be enclosed in a radio frequency resistant housing meeting or exceeding EN55103-2. The 220VP will be 3-3/8" [85mm] long, 1-1/8" [28mm] in diameter and stands 3/4" [20mm] above boundary. The net weight [mass] will be 3.9oz [0.11Kg]. The packaged weight [mass] will be 5.0oz [0.14Kg]. The 220VP will have durable matte-black urethane or matte-white finish.

The Astatic model 220VP or 220VPW is specified.

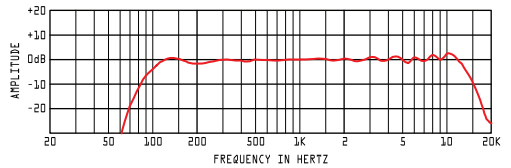
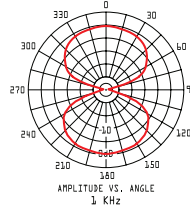
### Omnidirectional



### Cardioid



### Figure-of-eight



### Two-Year Limited Warranty

Astatic Commercial Audio Products hereby warrants that this product will be free of defects in material and workmanship for a period of two years from the date of purchase. In the unlikely event that a defect occurs Astatic will, at its option, either repair or replace with a new unit of equal or greater value. Retain proof of purchase to validate the purchase date and return it with any warranty claim.

This warranty excludes exterior finish or appearance, damage from abuse, misuse of the product, use contrary to Astatic's instructions or unauthorized repair. All implied warranties, merchantability, or fitness for a particular purpose is hereby disclaimed and Astatic hereby disclaims liability for incidental, special or consequential damages resulting from the use or unavailability of this product.

This warranty gives you specific legal rights and you may have other rights that vary from state to state. Some states do not allow the exclusion or limitation of incidental or consequential damages or limitations on how long an implied warranty lasts, so the above exclusions and limitations may not apply to you.

Note: No other warranty, written or oral is authorized by Astatic Commercial Audio Products.

### Shipping Instructions

Please call our customer service department at 440-349-4900 for a pre-approved return authorization number.

Carefully repack the unit and return the insured package to: Astatic Commercial Audio Products, 6573 Cochran Road, Building I, Solon, Ohio 44139.

**RETURNS WITHOUT A PRE-APPROVED RETURN AUTHORIZATION NUMBER WILL BE REFUSED.**

If outside the United States, contact your local dealer or distributor for warranty details.



©2008 Astatic Commercial Audio Products  
Part No. 46873-87-00 Jun2008



**Astatic Commercial Audio Products**  
6573 Cochran Rd. Building I Solon, Ohio 44139 U.S.A.  
Tel: (440) 349-4900 Fax: (440) 248-4902 Sales: (800) 421-3161  
www.astaticinstalled.com