

## Bring Power & Communication Services to Modular Furniture Systems



Protection from water, dirt, and debris.

**W**alker Furniture Feed Style Poke-Thru Devices are an excellent solution for feeding both power and communication services to modular furniture systems in an open space, above grade floor environment. Every Walker Poke-Thru Device comes with built-in TopGuard protection, an industry-leading design that meets and exceeds UL scrub water exclusion requirements for tile and carpet floors. TopGuard protection prevents water, dirt, or debris from entering not just the power compartment, but also the communication compartment located below the floor, through the service head or floor fittings.

All Walker Furniture Feed Style Poke-Thru Devices can be installed on tile, carpet, or wood floors. Each of these devices provides an excellent solution for both new or retrofit construction, with typical applications that include commercial office buildings, financial institutions, and government facilities.



RC7AFFTC Furniture Feed Poke-Thru Series



RC9AFFTC Furniture Feed Poke-Thru Series



4FFATC Dual Service Furniture Feed Poke-Thru Series



RC9AM2TC Large Capacity Furniture Feed Poke-Thru Series

### Features & Benefits

- **TopGuard Protection.** Integral design component that prevents water, dirt and debris from entering power and communication compartments. Whenever you see the TopGuard protection icon on any Wiremold product, you'll know it meets and exceeds UL scrub water exclusion requirements for tile and carpet floors.
- **UL Listed and UL Fire Classified to U.S. and Canadian safety standards for tile and terrazzo.** Includes the new UL requirements under UL514A and UL 514C for the scrub water exclusion test for carpet and wood floors.
- **4FFATC Flush Style Furniture Feed Series provides one 3/4" opening for power and one 1 1/4" opening for communication cabling.** Provides largest dual service capacity for furniture feed applications in the industry. UL Listed for both power and communication furniture feed applications.
- **RC9AM2 Flush Style Furniture Feed Series provides a combination 1 1/4" and 2" trade size conduit opening in cover.** UL Listed for both power and communication furniture feed applications.
- **RC9AM2 Flush Style Furniture Feed Series accepts up to 36 UTP cables.** Reduces overall project costs by eliminating the need for additional poke-thru devices in high capacity, modular furniture applications.
- **RC9AFFTC Series provides hexagonal housing with six openings for power.** Permits communication and power cables to be conduit-protected when passed through the unit.
- **RC7AFFTC Flush Style Furniture Feed Series provides one 3/4" and two 1/2" trade size conduit openings in cover.** Eliminates the cost of a second poke-thru device to accommodate power and communication services.
- **"Step-on-it" installation.** Quick and easy installation without the need for additional fasteners or the need for a second installer.
- **Suitable for use in air handling spaces in accordance with Sec. 300-22 (C) of the National Electrical Code.**
- **Fire rated for up to 2-hour rated floors.** Maintains the fire classification of the floor.
- **Datacom connectivity options.** Accepts industry standard and proprietary devices from a wide range of manufacturers to provide a seamless and aesthetically pleasing interface for voice, data, audio, and video applications at the point-of-use.

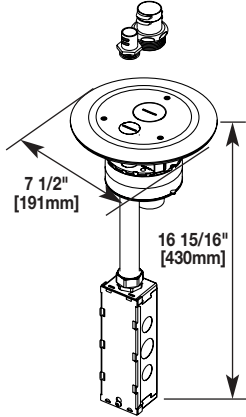


## 4FFATC Poke-Thru Series Ordering Information

Catalog No./Item		Description/Specifications		
<b>Catalog Number Explanation</b>				
<b>4FFATCAL</b>				
<b>4</b>	<b>FF</b>	<b>A</b>	<b>TC</b>	<b>AL</b>
Indicates Unit is only for use in a 4" core hole	Designates Unit is for Furniture Feed Application	Assembled Unit (A) or Cover (C)	Identifies that Unit is Approved for Tile and Carpet Floors	Indicates Finish

**4FFATCGY**  
**4FFATCBK**  
**4FFATCAL**  
**4FFATCBS**

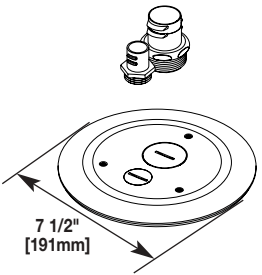
**Flush Furniture Feed Poke-Thru Assembly** – Complete with one-piece finish flange and conduit assembly. Conduit assembly consists of one 3/4" trade size conduit and one 1 1/4" trade size conduit. Finish cover flange provided with one 3/4" trade size screw plug opening and one 1 1/4" trade size screw plug opening. Colors available in painted gray (GY), painted black (BK), brushed aluminum (AL), and solid brass (BS).



**NOTE:** Assembled with scrub water gasket. For use on tile or carpet floors.  
**CAUTION:** 4FFATC Series requires a 4" [102mm] cored hole.

**4FFCTCGY**  
**4FFCTCBK**  
**4FFCTCAL**  
**4FFCTCBS**

**Finish Flange and Conduit Adapter Assembly** – Complete with one 3/4" and one 1 1/4" trade size conduit adapters and closure plugs. Colors available in painted black (BK), gray (GY), forged brush aluminum (AL), and brass (BS). Use with the AV3STC Insert to form a complete poke-thru assembly.

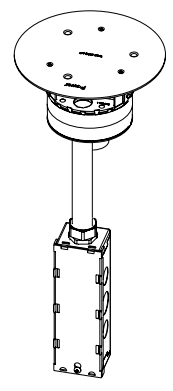


**NOTE:** Assembled with scrub water gasket. For use on tile or carpet floors.  
**CAUTION:** 4FFATC Series requires a 4" [102mm] cored hole.

**NOTE:** To abandon 4FFATC Series, disconnect conduit adapters and install closure plugs.

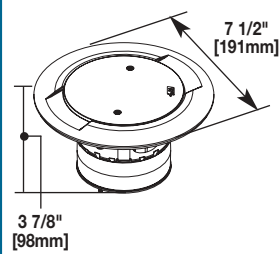
**NOTE:** See page 6 for specifications.

Catalog No./Item	Description/Specifications
<b>AV3STC</b>	<b>Insert Stem with Disposable Plate</b> – Use with 4FFCTC Series covers to form a complete poke-thru assembly.



**CAUTION:** 4FFATC Series requires a 4" [102mm] cored hole.

<b>ABPLUG4</b>	<b>Abandonment Plug Assembly</b> – Complete plug assembly for abandoning an open 4" [102mm] cored-hole. Assembly includes intumescent fire-stop material to maintain the fire-classification of the floor, integral retainer ring to prevent the unit from pulling up through the floor, and a black die-cast aluminum cover.
----------------	---



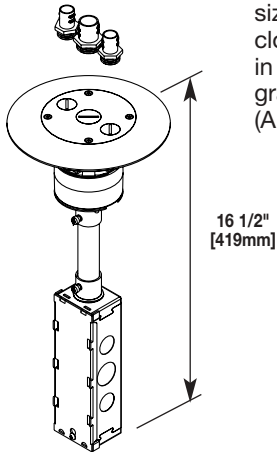
## RC7AFFTC Poke-Thru Series Ordering Information

Catalog No./Item		Description/Specifications		
<b>Catalog Number Explanation</b>				
<b>RC7AFFTCAL</b>				
<b>RC7</b> Identifies Poke-Thru Series	<b>A</b> Identifies Assembled Unit (A) or Cover (C)	<b>FF</b> Designates Unit Is for Furniture Feed Applications	<b>TC</b> Identifies that Unit is Approved for Tile and Carpet Floors	<b>AL</b> Identifies Color of Finish Flange

**RC7AFFTCGY**  
**RC7AFFTCBK**  
**RC7AFFTCAL**  
**RC7AFFTCBS**

**Flush Furniture Feed Poke-Thru Assembly –**

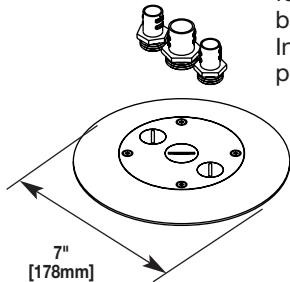
Complete with one-piece finish flange and conduit assembly with one 3/4" and two 1/2" trade size conduit adapters and closure plugs. Colors available in painted aluminum, black (BK), gray (GY), forged brush aluminum (AL), and brass (BS).



**NOTE:** Assembled with scrub water gasket. For use on tile or carpet floors.

**RC7CFFTCGY**  
**RC7CFFTCBK**  
**RC7CFFTCAL**  
**RC7CFFTCBS**

**Finish Flange and Conduit Adapter Assembly –** Complete with one 3/4" and two 1/2" trade size conduit adapters and closure plugs. Colors available in painted black (BK), gray (GY), forged brushed aluminum (AL), and brass (BS). Use with the RC7STC Insert to form a complete poke-thru assembly.

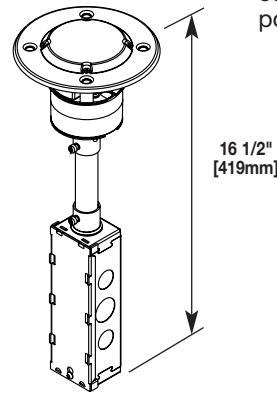


**NOTE:** Assembled with scrub water gasket. For use on tile or carpet floors.

**NOTE:** To abandon RC7TFFTC Series, disconnect conduit adapters and install closure plugs.

**NOTE:** See page 6 for specifications.

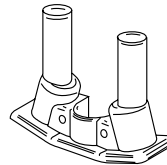
Catalog No./Item	Description/Specifications
<b>RC7STC</b>	<b>Insert Stem with Disposable Plate –</b> Use with RC7CFF Series covers to form a complete poke-thru assembly.



**COM50**  
**COM75**

**Communication Adapter –**

For two 1/2" trade size conduit connections (COM50). For two 3/4" trade size conduit connections (COM75).

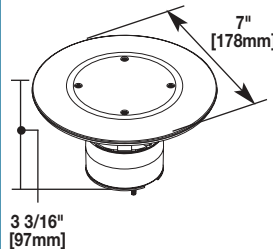


**NOTE:** No additional capacity with COM75.

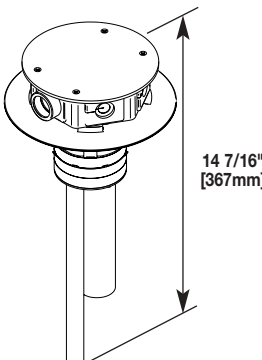
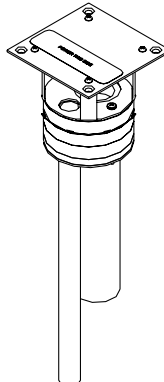
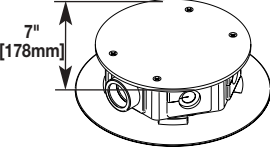
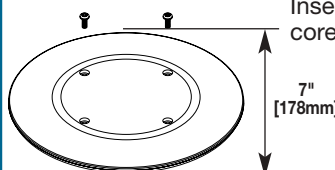
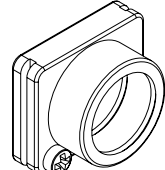
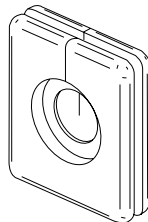
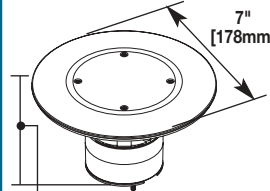
**ABPLUG3**

**Abandonment Plug Assembly –**

Complete plug assembly for abandoning an open 3" [76mm] cored-hole. Assembly includes intumescent fire-stop material to maintain the fire-classification of the floor, integral retainer ring to prevent the unit from pulling up through the floor, and a black die-cast aluminum cover.

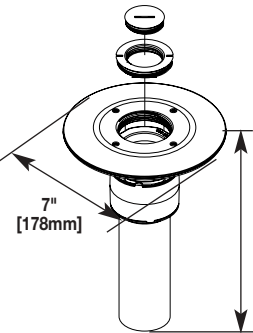
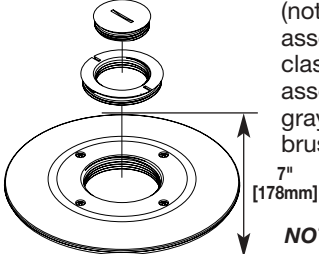
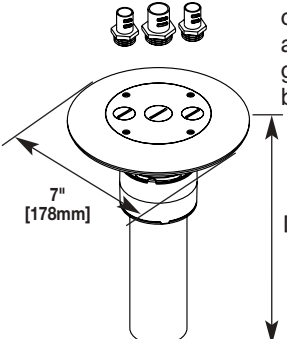
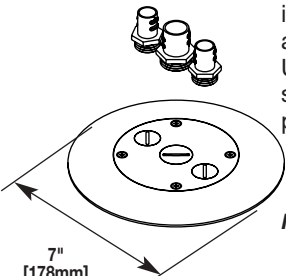
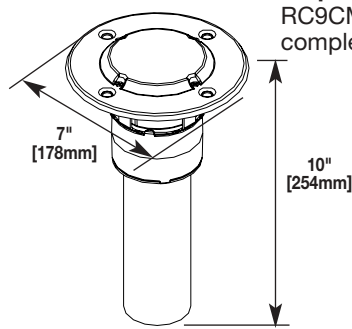
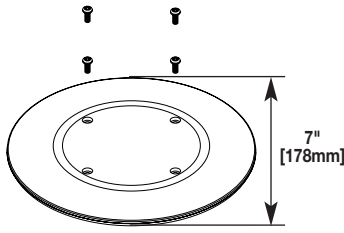
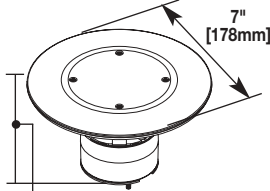


## RC9AFFTC Poke-Thru Series Ordering Information

Catalog No./Item	Description/Specifications
<p><b>RC9AFFTCGY</b></p> 	<p><b>Assembled Furniture Feed Unit</b> – Complete with hexagonal service head. Service head has one 3/4" trade size threaded conduit hub and five rubber grommets. The service head includes scrub water gasket. Unit is supplied with one 1 1/4" trade size conduit stem and one 1/2" trade size conduit stem to feed power and communication services. Available with a gray housing and carpet flange.</p> <p><b>NOTE:</b> Service head is not to be used as a junction box. All power connections must be made in a junction box below (not supplied).</p>
<p><b>RC9FFS</b></p> 	<p><b>Insert Stem with Disposable Plate</b> – Furniture feed insert with one 1 1/4" and one 1/2" trade size conduit to feed power and communication services. Use with RC9CFF Series covers to form a complete poke-thru assembly.</p>
<p><b>RC9CFFTCGY</b></p> 	<p><b>Finish Flange and Service Head Assembly</b> – Comes complete with gray carpet flange, gray hexagonal housing, five rubber grommets, and one 3/4" trade size threaded drop-in hub. The service head includes scrub water gasket. Use with RC9FFS Insert to form a complete poke-thru assembly.</p>
<p><b>RCAPFFTCBK</b></p> 	<p><b>Abandonment Plate</b> – Used to abandon fitting by removing hexagonal housing and placing plate inside the carpet flange. Insert stem must remain in the cored hole.</p>
<p><b>FFD-P</b></p> 	<p><b>3/4" [19.1mm] Threaded Drop-in Hub</b> – Used to make conduit connections to the service head.</p>
<p><b>TG-1</b></p> 	<p><b>Drop-in Rubber Grommet for Pass-Through Cabling</b> – Set of two grommets (one grommet shown).</p>
<p><b>ABPLUG3</b></p> 	<p><b>Abandonment Plug Assembly</b> – Complete plug assembly for abandoning an open 3" [76mm] cored-hole. Assembly includes intumescent fire-stop material to maintain the fire-classification of the floor, integral retainer ring to prevent the unit from pulling up through the floor, and a black die-cast aluminum cover.</p>

**NOTE:** See page 6 for specifications.

## RC9AM2TC Poke-Thru Series Ordering Information

Catalog No./Item	Description/Specifications
<p><b>RC9AM2TCGY</b> <b>RC9AM2TCBK</b> <b>RC9AM2TCAL</b></p>  <p style="text-align: center;"><b>Furniture Feed Poke-Thru Assembled Unit</b> – Complete with combination 1 1/4" and 2" trade size threaded conduit openings and closure plugs. Must be used with a conduit connector (not included) at the adapter assembly plate to maintain fire classification. Finish flange/cover assembly available in painted gray (GY), black (BK) and brushed aluminum (AL).</p> <p style="text-align: center;"><b>NOTE:</b> Assembled with scrub water gasket. For use on tile or carpet floors.</p>	<p><b>RC9CM2TCGY</b> <b>RC9CM2TCBK</b> <b>RC9CM2TCAL</b></p>  <p style="text-align: center;"><b>Furniture Feed Poke-Thru Cover Assembly</b> – Complete with combination 1 1/4" and 2" trade size threaded conduit openings and closure plugs. Must be used with a conduit connector (not included) at the adapter assembly plate to maintain fire classification. Finish flange/cover assembly available in painted gray (GY), black (BK) and brushed aluminum (AL).</p> <p style="text-align: center;"><b>NOTE:</b> Assembled with scrub water gasket. For use on tile or carpet floors.</p>
<p><b>RC7AM2TCGY</b> <b>RC7AM2TCBK</b> <b>RC7AM2TCAL</b></p>  <p style="text-align: center;"><b>Furniture Feed Poke-Thru Assembled Unit</b> – 2" trade size conduit stem, complete with one 3/4" trade size conduit and two 1/2" trade size adapters and closure plugs. Finish flange/cover assembly available in painted gray (GY), black (BK), and brushed aluminum (AL).</p> <p style="text-align: center;"><b>NOTE:</b> Assembled with scrub water gasket. For use on tile or carpet floors.</p>	<p><b>RC7CFFTCGY</b> <b>RC7CFFTCBK</b> <b>RC7CFFTCAL</b></p>  <p style="text-align: center;"><b>Furniture Feed Poke-Thru Cover Assembly</b> – Complete with one 3/4" trade size conduit and two 1/2" trade size adapters and closure plugs. Colors available in painted gray (GY), black (BK), and brushed aluminum (AL). Use with RC9AM2STC. Insert stem to form a complete poke-thru assembly.</p> <p style="text-align: center;"><b>NOTE:</b> Assembled with scrub water gasket. For use on tile or carpet floors.</p>
<p><b>RC9AM2STC</b></p>  <p style="text-align: center;"><b>Insert Assembly with Disposable Plate</b> – Use with RC9CM2TC Series cover to complete installation.</p>	<p><b>RCAPFFTCBK</b></p>  <p style="text-align: center;"><b>Abandonment Plate</b> – Available in black (BK).</p>
<p style="text-align: center;"><b>NOTE:</b> See page 6 for specifications.</p>	<p><b>ABPLUG3</b></p>  <p style="text-align: center;"><b>Abandonment Plug Assembly</b> – Complete plug assembly for abandoning an open 3" [76mm] cored-hole. Assembly includes intumescent fire-stop material to maintain the fire-classification of the floor, integral retainer ring to prevent the unit from pulling up through the floor, and a black die-cast aluminum cover.</p>

## Flush Poke-Thru Series Specifications

### Copper Cross Section:

The copper cross-sectional area determines the amount of wire fill capacity in a poke-thru device. Unlike other wire and cable management systems that utilize wire fill capacity, a poke-thru device is UL tested under fire conditions to determine the maximum amount of copper conductors that will pass through a poke-thru device, while maintaining the fire-rating of the concrete slab. All Walker Flush Style Devices are UL Classified to U.S. and Canadian safety standards (see complete marking on product) to accommodate at a maximum rating as follows:

### 4FFATC SERIES

**Maximum Allowable Copper Cross-Sectional Area:**

**4FFATC Power Compartment Only** = .08192 sq. in. [52.851 mm<sup>2</sup>]

**4FFATC Communication Compartment Only** = .072 sq.in. [46.452 mm<sup>2</sup>]

**NOTE:** The 4FFATC Series requires a 4" [102mm] cored hole. (American made core bit having an outside diameter of 4 1/16" [103mm])

### RC7AFFTC SERIES

**Maximum Allowable Copper Cross-Sectional Area:**

**RC7AFFTC Power Compartment Only** = .05214 sq. in. [33.64mm<sup>2</sup>]

**RC7AFFTC Each Communication Compartment Only** = .05000 sq. in. [32.26mm<sup>2</sup>]

**NOTE:** The RC7AFFTC Series requires a 3" [76mm] cored hole. (American made core bit having an outside diameter of 3 1/16" [78mm].)

### RC9AFFTC SERIES

**Maximum Allowable Copper Cross-Sectional Area:**

**RC9AFFTC Power Compartment Only** = .05726 sq. in. [36.94mm<sup>2</sup>]

**RC9AFFTC Each Communication Compartment Only** = .06425 sq. in. [41.45mm<sup>2</sup>]

**NOTE:** The RC9AFFTC Series requires a 3" [76mm] cored hole. (American made core bit having an outside diameter of 3 1/16" [78mm].)

### RC9AM2TC SERIES

**Maximum Allowable Copper Cross-Sectional Area:**

**RC9AM2TC when power cables are used** = .10240 sq. in. [66.06mm<sup>2</sup>]

**RC9AM2TC when communication cables are used** = .10240 sq. in. [66.06mm<sup>2</sup>]

**NOTE:** The RC9AM2TC Series requires a 3" [76mm] cored hole. (American made core bit having an outside diameter of 3 1/16" [78mm].)

Copper Cross Sectional Area of Commonly Used Conductors		
Size	Solid	
#24	.00032 sq. in.	[.206mm <sup>2</sup> ]
#22	.00050 sq. in.	[.322mm <sup>2</sup> ]
#14	.00323 sq. in.	[2.083mm <sup>2</sup> ]
#12	.00512 sq. in.	[3.303mm <sup>2</sup> ]
#10	.00815 sq. in.	[5.258mm <sup>2</sup> ]
# 8	.01296 sq. in.	[8.361mm <sup>2</sup> ]

**NOTE:** Use above values for solid or stranded conductors.

### I M P O R T A N T !

*The above maximum copper cross sectional area values are for each individual power and communication compartment. DO NOT add values together for any one compartment.*

### Floor Coverings:

The poke-thru device is fire rated for carpet and wood covered floors, tile floor coverings up to 3/4" [19.1mm] maximum thickness, and linoleum floor coverings up to a maximum of 1/8" [3.2mm] thickness. For other floor coverings not listed above, consult factory.

**CAUTION:** These devices meet all UL scrub water requirements, but are not suitable for wet or damp locations, or other areas subject to saturation with water or other liquids such as commercial kitchens.

### Concrete Thickness Min/Max:

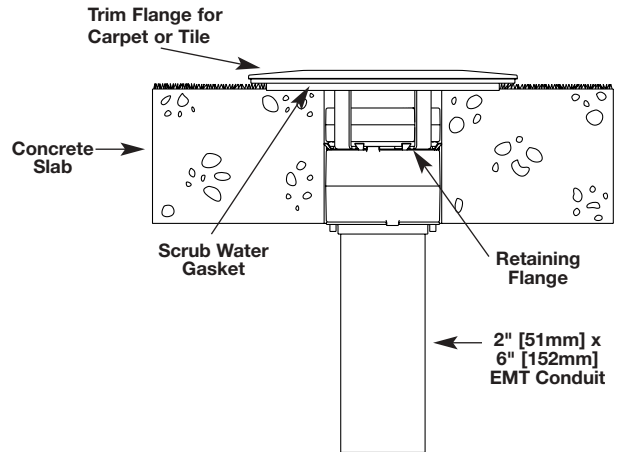
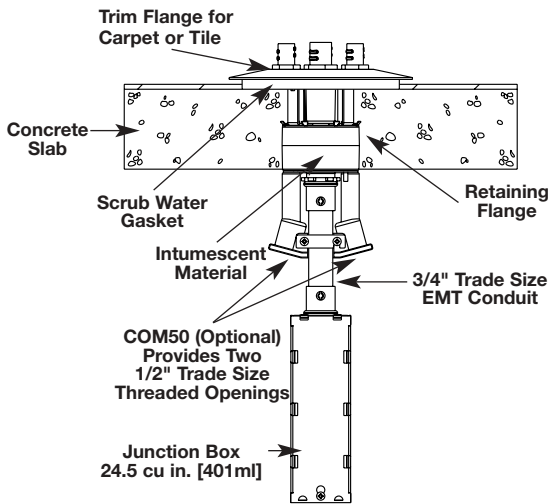
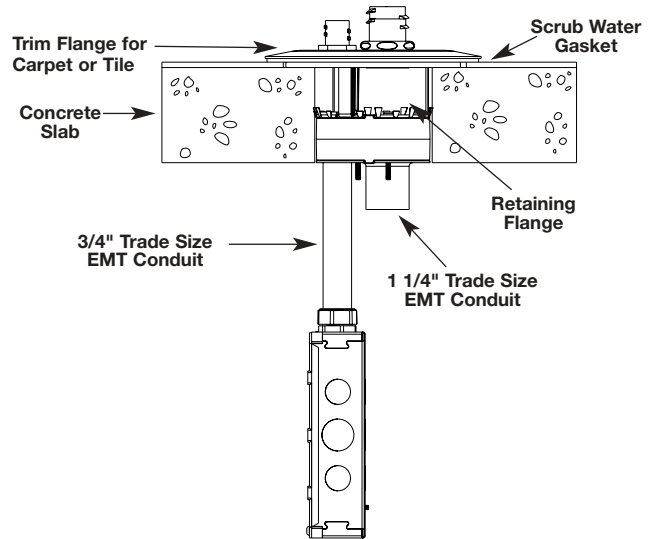
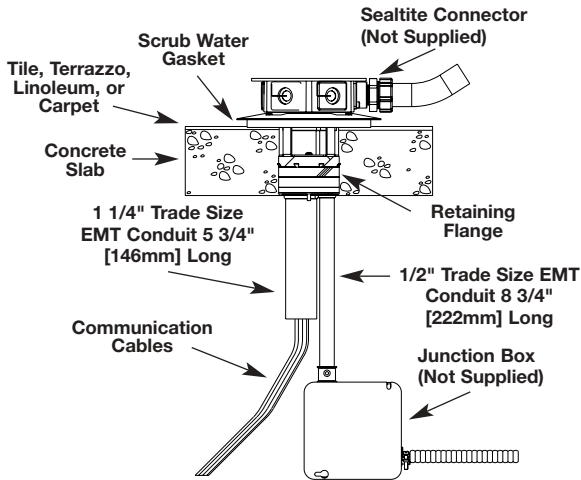
**1-HOUR RATED FLOOR** – 2 1/4" [57mm] min over top of deck (or 3" [76mm] thick reinforced concrete slab) to a maximum of 7 1/2" [191mm].

**2-HOUR RATED FLOOR** – 3 1/4" [83mm] min over top of deck (or 4" [102mm] thick reinforced concrete slab) to a maximum of 7 1/2" [191mm].

**CAUTION!** Core bits vary in size from manufacturer to manufacturer:

- Use a 3" [76mm] American made core bit having an outside diameter of 3 1/16" [78mm]. Minimum hole diameter 3 1/16" [78mm].
- Use a 4" [102mm] American made core bit having an outside diameter of 4 1/16" [103mm]. Minimum hole diameter 4 1/16" [103mm].

## Flush Poke-Thru Series Specifications (continued)



**NOTE:** The material that is used in Walker poke-thru devices is not listed under the directory for Fire Stopping Material because the poke-thru device is UL Classified as “Outlet Boxes and Fittings Classified For Fire Resistance (CEYY)”. The pass/fail criteria comes from UL263. The pass criteria is that the poke-thru unit cannot exceed 325° F. above ambient before the concrete slab (or deck) reaches this same temperature. Some poke-thru devices are tested for 2 hours while others are tested for 4 hours. The intumescent material has never been tested as a fire-stopping material as a stand-alone device. This material is designed to work as a unit with the entire poke-thru device.

**To Wiremold.com**   
*Guide Form Specs  
 CAD Drawings Available*



---

# WIREMOLD



**Wiremold / Legrand**

*U.S. and International:*

60 Woodlawn Street • West Hartford, CT 06110

1-800-621-0049 • FAX 860-232-2062 • Outside U.S. 860-233-6251

*Canada:*

570 Applewood Crescent • Vaughan, Ontario L4K 4B4

1-800-723-5175 • FAX 905-738-9721

