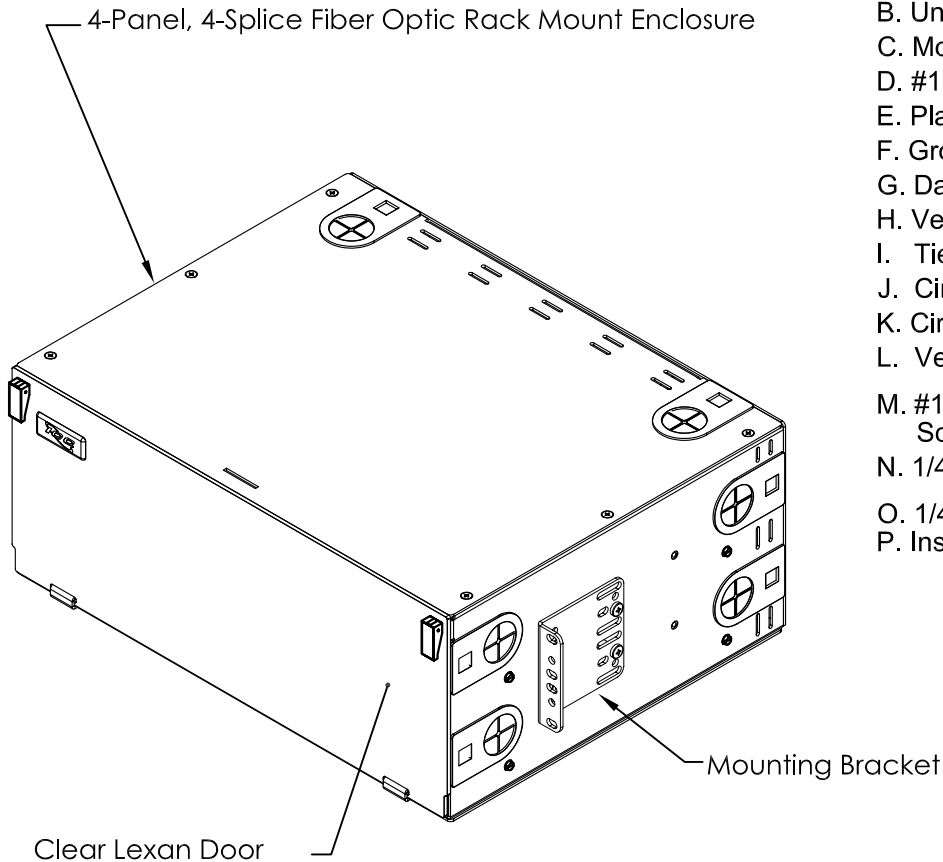


4-Panel, 4-Splice Tray Fiber Optic Rack Mount Enclosure

PRODUCT SPECIFICATION

Package includes:

- A. 4-Panel, 4-Splice Fiber Optic Rack Mount Enclosure 1pc
- B. Universal Fiber Splice Tray, 1 pc
- C. Mounting Brackets, 2 pcs
- D. #10/32 x 3/8" Bracket Screws, 12 pcs
- E. Plastic Fiber Saddles, 14 pcs
- F. Grounding Lug, 2 pc
- G. Danger Label, 1 pc
- H. Velcro Tie Wraps, 4 pcs
- I. Tie Wraps, 8 pcs
- J. Circuit Identification Label Hangers, 2 pcs
- K. Circuit Identification Label, 1 pc
- L. Velcro Tie Loops, 4 pcs
- M. #12-24 X $\frac{5}{8}$ Pan Head, Pilot Point, Machine Screw, 4 pcs
- N. 1/4-20 Locknut, 2 pcs
- O. 1/4-20 x $\frac{1}{2}$ Pen Stud, 2 pc
- P. Installation Instructions, 1 Sheet



Features and Benefits:

- Supports both terminating and splicing fiber.
- Designed to fit all standard 19" racks and cabinets.
- Holds 4 fiber optic adapter panels.
- 4 (RMS) rack mount space.
- Aluminum material allows the enclosure to be lightweight.
- Accepts up to 4 Universal Fiber Splice Trays (ICFOSTUF24).
- Installation Instructions included.


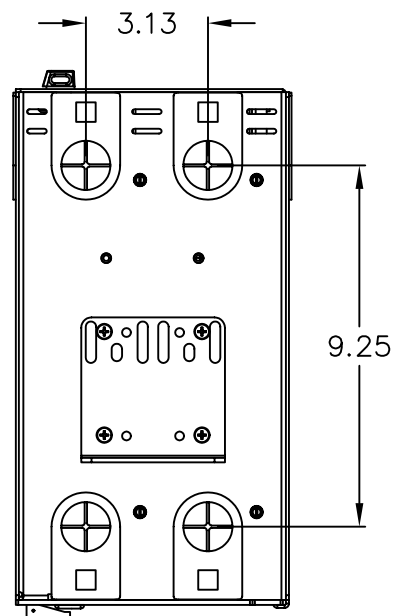
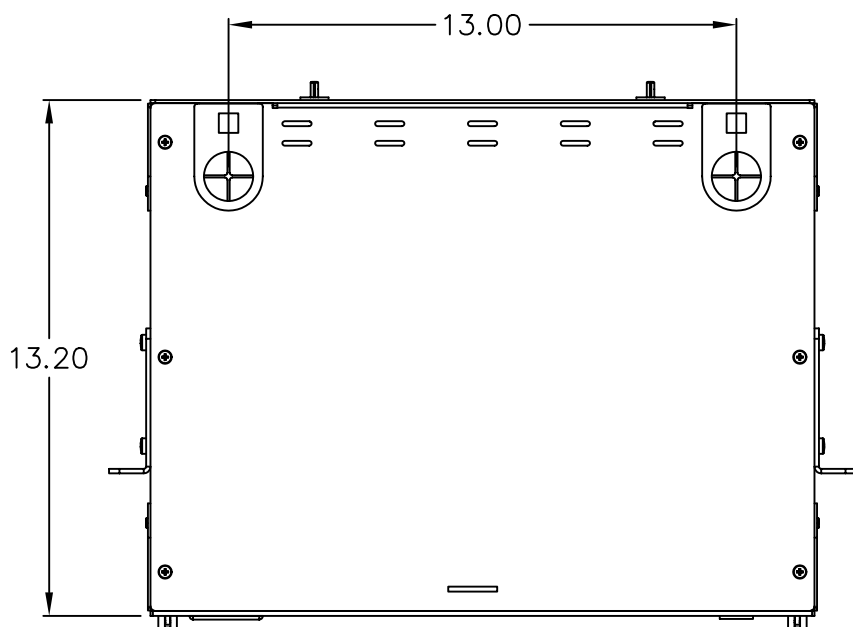


RACK ENCLOSURE, 4-PANEL, 4-SPLICE, 4 RMS

ITEM NO.	ICFOR444BK	REV.	B
DWG NO.	PSFOR444BK	PAGE NO.	1

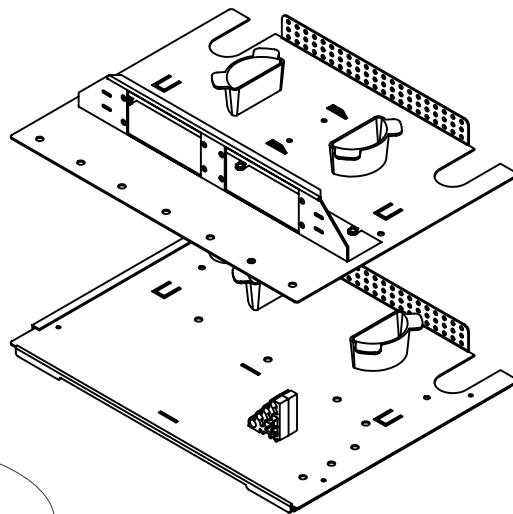


CUSTOMER CARE / TECHNICAL SUPPORT * CSR@ICC.COM / 888-ASK-4-ICC (275-4422) * 14700 Alondra Blvd., La Mirada, CA 90638 * www.icc.com



NOTE: UNLESS OTHERWISE SPECIFIED

1. MATERIAL: 16 GA ALUMINUM
2. SURFACE FINISH: POWDER COAT
3. COLOR: BLACK



TRAYS

RACK ENCLOSURE, 4-PANEL, 4-SPLICE, 4 RMS

ITEM NO.	ICFOR444BK	REV.	B
DWG NO.	PSFOR444BK	PAGE NO.	2



CUSTOMER CARE / TECHNICAL SUPPORT * CSR@ICC.COM / 888-ASK-4-ICC (275-4422) * 14700 Alondra Blvd., La Mirada, CA 90638 * www.icc.com