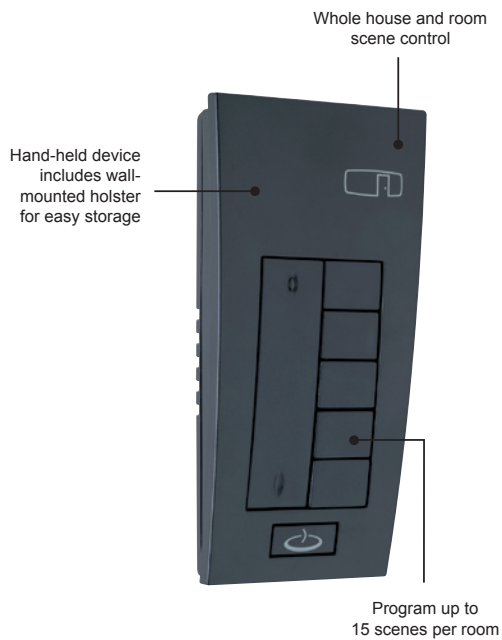




# RF Lighting Control System

The RF Lighting Control System allows homeowners to control lights, ceiling fans and small appliances from anywhere in the home, without the need for special wiring or expensive master controllers. The system can handle up to 127 rooms and 1,023 devices – making it the perfect lighting control system for any size home.



## System Features and Benefits

- Whole house and room scene controls allow homeowners to change their environment at the push of a button
- Frequency-agile Radio Frequency (RF) wireless communications technology
- Simple, intuitive programming without the use of a computer or controller
- Increase control with RS232 and IR to RF interfaces
- Plug-in modules allow control of small appliances and table or floor lamps, giving homeowners the full control of not only their lights, but also their energy bills

### COLORS






**DIMMER SWITCHES**

PRODUCT	PART #	DESCRIPTION	RATING
<b>In-Wall Universal Dimmer</b> 	<b>NEW!</b> DRD4-B DRD4-I DRD4-A DRD4-W	The In-Wall Universal Dimmer operates most dimmable lighting types, including neon and compact fluorescent. Includes a CFL setting to alleviate flickering and premature bulb burn-out.	600 W
<b>In-Wall Incandescent Dimmer</b> 	<b>NEW!</b> DRD2-B DRD2-I DRD2-A DRD2-W	Easily dim traditional incandescent bulbs, without the requirement of a neutral connection.	600 W
<b>In-Wall, 3-Way Switch</b> 	<b>NEW!</b> DRD8-B V2 DRD8-I V2 DRD8-A V2 DRD8-W V2	Provides convenient control from multiple access points when used in conjunction with any wireless switch or dimmer.	N/A
<b>In-Wall 2000 W Box Dimmer</b> 	<b>NEW!</b> MR2000	The box dimmer operates as a remove mounted dimmer for operating large lighting loads, and works in conjunction with multi-location controllers to provide true multi-way lighting.	2000 W

**SWITCHES**


PRODUCT	PART #	DESCRIPTION	RATING
<b>In-Wall Switch</b> 	<b>NEW!</b> DRD3-B V2 DRD3-I V2 DRD3-A V2 DRD3-W V2	Perfect for controlling lights that don't need dimming, the In-Wall Switch can be included in scene programming for use with Room and Whole-House Scene Controllers.	800 W

**COLOR OPTIONS**








## FAN SPEED CONTROLS


PRODUCT	PART #	DESCRIPTION	RATING
<b>In-Wall Fan Speed Controller</b> 	<b>NEW!</b> DRD9-B DRD9-I DRD9-A DRD9-W	This controller gives you four options for ceiling fan speed and includes a built-in de-hummer to reduce fan noise.	1.5 A

## MASTER CONTROLS

PRODUCT	PART #	DESCRIPTION	RATING
<b>In-Wall Whole House Scene Controller</b> 	<b>NEW!</b> DRD5-B V2 DRD5-I V2 DRD5-A V2 DRD5-W V2	This product allows lighting control for the entire home from any location.	N/A

PRODUCT	PART #	DESCRIPTION	RATING
<b>In-Wall Room Scene Controller</b> 	<b>NEW!</b> DRD6-B V2 DRD6-I V2 DRD6-A V2 DRD6-W V2	Program up to five room scenes with this in-wall controller.	N/A

PRODUCT	PART #	DESCRIPTION	RATING
<b>Hand-Held Whole House Scene Controller</b> 	<b>NEW!</b> MRH5-G	This remote whole house controller can be programmed for up to five house scenes. It also includes a panic button that when pushed, turns the lights on or flashes them in a pre-determined scene.	N/A

PRODUCT	PART #	DESCRIPTION	RATING
<b>Hand-Held Room Scene Controller</b> 	<b>NEW!</b> MRH6-G	The hand-held room controller enables five room and individual load control.	N/A





PLUG-IN MODULES




PRODUCT	PART #	DESCRIPTION	RATING
<b>Plug-In Lamp Module</b> 	<b>MRP6-W</b> 	Control table and floor lamps up to 300 W with this plug-in module.	300 W
PRODUCT	PART #	DESCRIPTION	RATING
<b>Plug-In Small Appliance Module</b> 	<b>MRP7-W</b> 	Control small appliances, including coffee machines, radios, TVs and more with this plug-in module.	800 W

INTERFACES

<b>RS232 to RF Interface</b> 	<b>MR232-G</b> 	Incorporate RS232-compliant home theater systems, computers and other devices by using this interface.
<b>IR to RF Interface</b> 	<b>MRIR1</b> 	Use this interface to program universal remotes to control lighting as well as audio/video components.
<b>Room Scene Interface</b> 	<b>MRRC3-G</b> 	The Room Scene Interface is used to connect the RFLC system with external devices at a room level. Common applications include interfacing with security systems and occupancy or vacancy sensors.



## INTERFACES

PRODUCT	PART #	DESCRIPTION
<b>House Scene Interface</b> 	<b>MRHC3-G</b>	The House Scene Interface is used to connect the RFLC system with external devices on a whole house level. Common applications include interfacing with security systems and occupancy or vacancy sensors.
<b>Repeater &amp; Away Emulator</b> 	<b>MRR2-G</b>	Record the normal usage of lights throughout the home and play them back while homeowners are away with the Repeater & Away Emulator.
<b>Wireless Key Fob</b> 	<b>MKFOB</b>	The Wireless Key Fob allows the lights to be turned on from a remote location, like the driveway.  <b>Visor Clip included.</b>

## TECHNICAL SPECIFICATIONS

### DERATE DIMMERS AS FOLLOWS:

	SINGLE DIMMER	MAXIMUM CAPACITY	
		DIMMER AT END OF A MULTI-GANG	DIMMER IN MIDDLE OF A MULTI-GANG
Incandescent/Quartz Halogen	600 W	500 W	400 W
Magnetic Low Voltage	500 W	400 W	300 W
Electronic Low Voltage	500 W	400 W	300 W
Cold Cathode/Neon	500 W	400 W	300 W
Fluorescent:			
2-Wire	500 W	400 W	300 W
Compact Fluorescent	500 W	400 W	300 W