

## Floor and Wall Boxes

### Concrete Recessed Floor Boxes

Concealed 3-Service



#### Concealed 3-Service Floor Box

##### Step 1: Select floor box.

Description	Catalog Numbers
Stamped steel (fully adjustable).	3SFBS
Cast iron (fully adjustable).	3SFBC

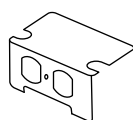
Notes: Each floor box is supplied with (1) 3SFBRP duplex plate and (1) 3SFBTP voice/data service plate (devices excluded).  
Each floor box is also furnished with a wiring tunnel to allow for the wiring of (2) receptacles in the same circuit.

##### Step 2: Select flush cover & carpet flange.

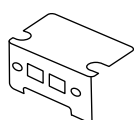
Description	Color	Catalog Numbers
Thermoplastic (ABS) cover and flange assembly with heavy gauge steel plate.	Brown	3SFBCBRA
	Gray	3SFBCGYA
	Ivory	3SFBCIA
	Black	3SFBCBKA

##### Step 3: Select service plates (optional).

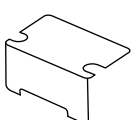
Description	Catalog Numbers
Duplex opening.	3SFBRP
Voice/Data: 2 jack knockouts, .60" x .75" (15.2 x 19.1).	3SFBTP
Blank.	3SFBB
Single receptacle opening - boss diameter 1.36" to 1.39" (34.5 to 35.3).	3SFBS
Style Line® opening.	3SFBDS



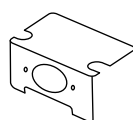
3SFBRP



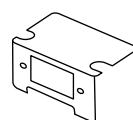
3SFBTP




3SFBB



3SFBS



3SFBDS



3SFBS



3SFBCIA



3SFBCBRA

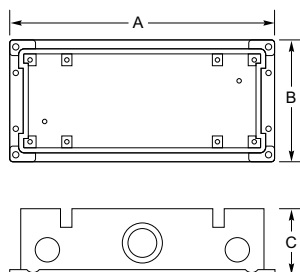
#### Dimensions

Catalog Numbers	Dimensions in Inches (mm)			Adjustability		Cubic Inch Capacity (cm <sup>3</sup> )		Conduit KO's		Conduit Hubs (NPT)	
	A Length	B Width	C Height	Before Pour	After Adj.	Total	Per Wiring Chamber	Opposite Ends	Opposite Sides	Opposite Ends	Opposite Sides
3SFBS	12.25" (311.2)	5.50" (139.7)	2.88" (73.0)	1.25" (31.8)	.44" (11.1)	133.90 (2194.2)	22.40 (367.1)	one 1"	two 3/4", one 1" & 1/4" combination	—	—
3SFBC	12.88" (327.0)	6.00" (152.4)	3.00" (76.2)	1.25" (31.8)	.44" (11.1)	133.10 (2181.1)	21.60 (354.0)	—	—	one 1 1/4"	two 3/4" & one 1 1/4"

Minimum Depth of Pour: 3.00" (76.2)

UL File No.: E31999.

CSA File No.: LR18416.



Dimensions in Inches (mm)

www.hubbell-wiring.com



L-3