

# Section 2: Fiber Optics

Sub-Section	Page
Cables .....	86
Connectors .....	95
Enclosures, Patch Panels, Adapters .....	98
Jumpers/Patchcords .....	107
Tools, Testers & Kits .....	115



HellermannTyton



Fiber Optics

Descriptive information herein supplied directly by individual manufacturers. Not responsible for opinion-oriented information or typographical errors. Not all products may be in stock or available to all EDGE members. Price is subject to change without notice. Restrictions may apply. We reserve the right to limit quantities to stock on hand.



# Fiber Optics - Cables



## Interconnect Cable - Simplex and Duplex- Tight Buffer

Designed for low fiber-count premises environments. Small and flexible, making them ideal for confined spaces. Their aesthetic appearance makes these cables suitable for use in open office environments. Available in 1 or 2 fibers. One sub-unit is marked to permit easy identification of transmit and receive fibers. Jacket material is PVC. Tight buffer is PVC. Strength member is Aramid Yarn.

62.5/125µm Std./1Gbe	50/125µm Std./1 Gbe	50/125µm 10 Gbe - 300M	Singlemode Enhanced	Type	No. Fibers	Outside Dia in (mm)	Wght lbs (kg)	Max. Install Load lbs (N)
M97112	M9A001	M9C001	M9W001	Riser	1	0.114 (2.9)	6 (9)	90 (400)
M96915	M9A002	M9C002	M9W002	Riser	2	.11 x .23 (2.9 x 5.9)	12 (18)	180 (801)
M98086	M9A003	M9C003	M9W003	Plenum	1	0.114 (2.9)	6 (9)	90 (400)
M96919	M9A004	M9C004	M9W004	Plenum	2	.11 x .23 (2.9 x 5.9)	13 (19)	180 (801)

## Single Jacket, All Dielectric Cable - Loose Tube - Outdoor and Indoor/Outdoor Riser Rated

Gel-filled buffer tube prevents water migration. All-dielectric strength member. Available as Riser rated cable, thereby eliminating the need for service entrance splicing to in-building cable. Full dielectric construction, no grounding required. Strength member is Aramid Yarn.

### Outdoor

62.5/125µm Std./1Gbe	50/125µm Std./1 Gbe	50/125µm 10 Gbe - 300M	Singlemode Enhanced	No. Fibers	Fiber per Tube	Outside Dia in (mm)	Wght lbs (kg)	Max. Install Load lbs (N)
M9B510T	M9A510T	M9C510T	M9W510T	6	6	.38 (9.65)	44 (65)	600 (2700)
M9B511T	M9A511T	M9C511T	M9W511T	12	6	.38 (9.65)	44 (65)	600 (2700)
M9B500T	M9A500T	M9C500T	M9W500T	24	6	.38 (9.65)	45 (67)	600 (2700)
M9B502T	M9A502T	M9C502T	M9W502T	36	6	.38 (9.65)	47 (70)	600 (2700)
M9B505T	M9A505T	M9C505T	M9W505T	48	12	.48 (12.19)	70 (104)	600 (2700)
M9B507T	M9A507T	M9C507T	M9W507T	72	12	.48 (12.19)	70 (104)	600 (2700)
M9B513T	M9A513T	M9C513T	M9W513T	96	12	.55 (13.89)	93 (138)	600 (2700)
M9B509T	M9A509T	M9C509T	M9W509T	144	12	.70 (17.78)	149 (222)	600 (2700)
M9B520T	M9A520T	M9C520T	M9W520T	216	12	.72 (18.16)	148 (220)	600 (2700)

### Riser - NEC/CEC OFNR/OFN FT4

62.5/125µm Std./1Gbe	50/125µm Std./1 Gbe	50/125µm 10 Gbe - 300M	Singlemode Enhanced	No. Fibers	Fiber Per Tube	Outside Dia in (mm)	Wght lbs (kg)	Max. Install Load lbs (N)
M9B810	M9A810	M9C810	M9W810	6	6	.38 (9.65)	63 (94)	600 (2700)
M9B811	M9A811	M9C811	M9W811	12	6	.38 (9.65)	62 (92)	600 (2700)
M9B812	M9A812	M9C812	M9W812	24	6	.38 (9.65)	61 (91)	600 (2700)
M9B813	M9A813	M9C813	M9W813	36	6	.38 (9.65)	60 (89)	600 (2700)
M9B814	M9A814	M9C814	M9W814	48	12	.48 (12.20)	89 (132)	600 (2700)
M9B815	M9A815	M9C815	M9W815	72	12	.48 (12.20)	87 (129)	600 (2700)
M9B816	M9A816	M9C816	M9W816	96	12	.55 (13.89)	114 (170)	600 (2700)
M9B817	M9A817	M9C817	M9W817	144	12	.70 (17.78)	187 (278)	600 (2700)

## Single Jacket, All Dielectric Cable - Loose Tube - Indoor/Outdoor Plenum Rated

Dry waterblocking technology used within tubes and under jacket. Available as Plenum rated cable, thereby eliminating the need for service entrance splicing to in-building cable. Small diameter and bend radius facilitate installation in tight spaces. Full dielectric construction, no grounding required. Fibers grouped into sets of 12 for maximum density. Strength member is E-Glass and Aramid Yarn.

62.5/125µm Std./1Gbe	50/125µm Std./1 Gbe	50/125µm 10 Gbe - 300M	Singlemode Enhanced	No. Fibers	Fibers per Tube	Outside Dia in (mm)	Wght lbs (kg)	Max. Install Load lbs (N)
M9B202	M9A202	9MC202	M9W202	6	6	.265 (6.70)	33 (49)	320 (1423)
M9B204	M9A204	M9C204	M9W204	12	12	.265 (6.70)	33 (49)	320 (1423)
M9B205	M9A205	M9C205	M9W205	24	12	.359 (9.12)	47 (70)	405 (1801)
M9B206	M9A206	M9C206	M9W206	36	12	.359 (9.12)	47 (70)	405 (1801)
M9B207	M9A207	M9C207	M9W207	48	12	.359 (9.12)	48 (71)	405 (1801)
M9B209	M9A209	M9C209	M9W209	72	12	.429 (10.90)	71 (106)	585 (2602)
M9B211	M9A211	M9C211	M9W211	96	12	.501 (12.73)	105 (156)	903 (4017)
M9B215	M9A215	M9C215	M9W215	144	12	.665 (16.89)	189 (281)	1263 (5618)



# Fiber Optics - Cables



## Fiber Optics - Industrial Heavy Duty Interlocking Armor Cable, Riser and Plenum Rated

For Industrial Environments, Rugged Installation, and Manufacturing Plants. Operating Temperature is -40° to 80°C (Storage), -20° to 70°C (Operating). Tight Buffer is Thermoplastic, Strength Member is Aramid Yarn, Inner Jacket is Riser: PVC and Plenum: Thermoplastic, Armor is Interlocking Aluminum, and Outer Jacket is Riser: UV Resistant PVC and Plenum: Thermoplastic. Available in Bulk, Cut to Length (Minimums May Apply). Higher fiber counts available.

### Riser Rated

Part #	50/125mm Std./1 Gbe Part Number	50/125mm 10 Gbe - 300M Part Number	Single-Mode Enhanced Part Number	Fiber Count	Outside Diameter Inches
M9B230	M9A230	M9C230	M9W230	6	0.570
M9B231	M9A231	M9C231	M9W231	12	0.620
M9B232	M9A232	M9C232	M9W232	24	0.670 (17.00)
M9B233	M9A233	M9C233	M9W233	24	0.845 (21.46)
M9B234	M9A234	M9C234	M9W234	36	0.970 (24.64)
M9B235	M9A235	M9C235	M9W235	48	0.970 (24.64)
M9B236	M9A236	M9C236	M9W236	72	1.095 (27.82)
M9B237	M9A237	M9C237	M9W237	96	1.245 (31.62)
M9B238	M9A238	M9C238	M9W238	144	1.320 (33.55)

## Fiber Optics - Industrial Heavy Duty Interlocking Armor Cable, Riser and Plenum Rated (cont.)

### Plenum Rated

Part #	50/125mm Std./1 Gbe Part Number	50/125mm 10 Gbe - 300M Part Number	Single-Mode Enhanced Part Number	Fiber Count	Outside Diameter Inches
M9B240	M9A240	M9C240	M9W240	6	0.471
M9B241	M9A241	M9C241	M9W241	12	0.506
M9B242	M9A242	M9C242	M9W242	24	0.631 (16.00)
M9B243	M9A243	M9C243	M9W243	24	0.781 (19.84)
M9B244	M9A244	M9C244	M9W244	36	0.881 (22.38)
M9B245	M9A245	M9C245	M9W245	48	0.906 (23.01)
M9B246	M9A246	M9C246	M9W246	72	1.056 (26.82)
M9B247	M9A247	M9C247	M9W247	96	1.256 (31.90)
M9B248	M9A248	M9C248	M9W248	144	1.331 (33.81)

### Breakout Style Cable - Tight Buffer

Full dielectric construction, no grounding required. Available with 2 to 36 fibers. Fiber sub-units are color coded for easy identification. Strength member is Aramid Yarn.

### Riser - NEC/CEC OFNR/OFN FT4

62.5/125µm Std./1Gbe	50/125µm Std./1 Gbe	50/125µm 10 Gbe - 300M	Singlemode Enhanced	No. Fibers	Outside Dia in (mm)	Wght lbs (kg)	Max. Install Load lbs (N)
M9B005	M9A005	M9C005	M9W005	2	.260 (6.60)	24 (36)	180 (801)
M9B006	M9A006	M9C006	M9W006	4	.321 (8.15)	35 (52)	345 (1535)
M9B007	M9A007	M9C007	M9W007	6	.358 (9.09)	54 (80)	543 (2415)
M9B008	M9A008	M9C008	M9W008	8	.405 (10.29)	69 (103)	600 (2700)
M9B009	M9A009	M9C009	M9W009	10	.455 (11.56)	86 (128)	600 (2700)
M9B010	M9A010	M9C010	M9W010	12	.514 (13.06)	110 (164)	600 (2700)
M9B011	M9A011	M9C011	M9W011	18	.520 (13.21)	104 (155)	600 (2700)
M9B012	M9A012	M9C012	M9W012	24	.590 (14.99)	135 (201)	600 (2700)
M9B083	M9A083	M9C083	M9W083	36	.680 (17.27)	168 (250)	600 (2700)

### Plenum - NEC/CEC OFNP/OFN FT6

62.5/125µm Std./1Gbe	50/125µm Std./1 Gbe	50/125µm 10 Gbe - 300M	Singlemode Enhanced	No. Fibers	Outside Dia in (mm)	Wght lbs (kg)	Max. Install Load lbs (N)
M9B013	M9A013	M9C013	M9W013	2	.230 (5.84)	20 (30)	180 (801)
M9B014	M9A014	M9C014	M9W014	4	.263 (6.68)	30 (45)	345 (1535)
M9B015	M9A015	M9C015	M9W015	6	.309 (7.85)	41 (61)	465 (2068)
M9B016	M9A016	M9C016	M9W016	8	.336 (8.53)	55 (82)	600 (2700)
M9B017	M9A017	M9C017	M9W017	10	.385 (9.78)	73 (109)	600 (2700)
M9B018	M9A018	M9C018	M9W018	12	.391 (9.93)	65 (97)	600 (2700)
M9B019	M9A019	M9C019	M9W019	18	.456 (11.58)	89 (132)	600 (2700)
M9B020	M9A020	M9C020	M9W020	24	.544 (13.82)	117 (174)	600 (2700)
M9B082	M9A082	M9C082	M9W082	36	.612 (15.54)	154 (229)	600 (2700)



# Fiber Optics - Cables



## Distribution Cable - Tight Buffer

Flexible thermoplastic jacket provides excellent handling characteristics. Fibers and cable sub-units are color coded for easy identification. Full dielectric construction, no grounding required. For Riser offering, MSHA approved cables are available. Strength members is Aramid Yarn. \*Single jacket design.

### Riser - NEC/CEC OFNR/OFN FT4

62.5/125µm Std./1Gbe	50/125µm Std./1 Gbe	50/125µm 10 Gbe - 300M	Singlemode Enhanced	No. Fibers	Outside Dia in (mm)	Wght lbs (kg)	Max. Install Load lbs (N)
M9B037	M9A037	M9C037	M9W037	2	.184 (4.67)	13 (19)	180 (801)
M9B038	M9A038	M9C038	M9W038	4	.200 (5.08)	16 (24)	195 (867)
M9B039	M9A039	M9C039	M9W039	6	.220 (5.59)	19 (28)	270 (1201)
M9B040	M9A040	M9C040	M9W040	8	.235 (5.97)	22 (33)	270 (1201)
M9B042	M9A042	M9C042	M9W042	12	.255 (6.48)	27 (40)	300 (1334)
M9B601	M9A601*	M9C601*	M9W601*	24	.325 (8.26)	42 (63)	390 (1735)
M9B602	M9A602	M9C602	M9W602	24	.496 (12.60)	83 (124)	960 (4270)
M9B604	M9A604	M9C604	M9W604	36	.644 (16.36)	137 (204)	1440 (6405)
M9B606	M9A606	M9C606	M9W606	48	.627 (15.93)	131 (195)	945 (4203)
M9B609	M9A609	M9C609	M9W609	72	.750 (19.10)	195 (290)	1350 (6005)
M9B622	M9A622	M9C622	M9W622	96	.895 (22.70)	290 (432)	1983 (8820)
M9B619	M9A619	M9C619	M9W619	144	.964 (24.49)	314 (467)	2745 (12210)

### Plenum - NEC/CEC OFNP/OFN FT6

62.5/125µm Std./1Gbe	50/125µm Std./1 Gbe	50/125µm 10 Gbe - 300M	Singlemode Enhanced	No. Fibers	Outside Dia in (mm)	Wght lbs (kg)	Max. Install Load lbs (N)
M9B043	M9A043	M9C043	M9W043	2	.184 (4.67)	14 (21)	180 (801)
M9B044	M9A044	M9C044	M9W044	4	.174 (4.42)	13 (19)	195 (867)
M9B045	M9A045	M9C045	M9W045	6	.190 (4.83)	16 (24)	270 (1201)
M9B046	M9A046	M9C046	M9W046	8	.222 (5.64)	19 (28)	270 (1201)
M9B048	M9A048	M9C048	M9W048	12	.225 (5.72)	22 (33)	300 (1334)
M9B611	M9A611*	M9C611*	M9W611*	24	.330 (8.38)	40 (60)	390 (1735)
M9B612	M9A612	M9C612	M9W612	24	.493 (12.52)	89 (132)	1263 (5618)
M9B614	M9A614	M9C614	M9W614	36	.594 (15.09)	134 (199)	1913 (8509)
M9B616	M9A616	M9C616	M9W616	48	.599 (15.21)	131 (195)	1245 (5538)
M9B620	M9A620	M9C620	M9W620	72	.754 (19.15)	197 (293)	2093 (9310)
M9B623	M9A623	M9C623	M9W623	96	.904 (22.96)	268 (399)	2160 (9608)
M9B621	M9A621	M9C621	M9W621	144	1.047 (26.59)	365 (543)	3645 (16213)

### Composite Plenum Cables

62.5/125µm Std./1Gbe	Description
M97174	6xSM/6x62.5
M97041	6xSM/12x62.5
M97219	12xSM/12x62.5
M97412	6xSM/6x50
M97411	6xSM/12x50
M96780	12xSM/12x50

### Composite Riser Cables

62.5/125µm Std./1Gbe	Description
M96992	6xSM/12x62.5
M96963	12xSM/12x62.5
M96909	6xSM/12x50
M96908	12xSM/12x50

### TrayOptic® Heavy-Duty, All Dielectric Cable

Designed for indoor/outdoor industrial applications. All cables include a water-blocking agent. IEEE 383 flame approval. Utilizes the Laser Certified Fiber to handle Gigabit Ethernet light sources and expanded bandwidth requirements. Available with 50 micron or single-mode fiber upon request. Also available in fiber counts up to 144.



Part #	Jacket Material	No. of Fibers	Outer Dia. In(mm)	Wgt. (Lbs./1000')	Wgt. (kg/km)
I100255	PVC	2	.610 (15.5)	155	230
I100266	CPE	2	.610 (15.5)	155	230
I100455	PVC	4	.610 (15.5)	155	230
I100466	CPE	4	.610 (15.5)	155	230
I100655	PVC	6	.610 (15.5)	155	230

### TrayOptic® Heavy-Duty, All Dielectric Cable (cont.)

Part #	Jacket Material	No. of Fibers	Outer Dia. In(mm)	Wgt. (Lbs./1000')	Wgt. (kg/km)
I100666	CPE	6	.610 (15.5)	155	230
I400855	PVC	8	.610 (15.5)	155	196
I400866	CPE	8	.610 (15.5)	155	230
I601255	PVC	12	.610 (15.5)	155	230
I601266	CPE	12	.610 (15.5)	155	230
I601855	PVC	18	.610 (15.5)	155	230
I601866	CPE	18	.610 (15.5)	155	230



# Fiber Optics - Cables



## TrayOptic® Heavy-Duty, All Dielectric Cable (cont.)

Part #	Jacket Material	No. of Fibers	Outer Dia. In.(mm)	Wgt. (Lbs./1000')	Wgt. (kg/km)
I602455	PVC	24	.610 (15.5)	155	230
I602466	CPE	24	.610 (15.5)	155	230



## Standard Loose Tube Dual Jacket Armored Cable

Dry water block cable core for ease of handling. Loose tube gel-filled construction for superior fiber protection. Rodent-proof construction. UV and moisture-resistant design. Operating temperature is -40°C (-40°F) to +70°C (+158°F). Minimum bend radius is 10 X in-service and 20 X installation outside diameter. Maximum crush resistance is 500 lbs/in (876 N/cm). Inner and outer jacket is black UV and moisture-resistant polyethylene (PE). Outer jacket has sequential meter markings. Armor is 0.006" corrugated steel tape. ANSI/TIA/EIA 568A, ETL Verified, ICEA S-87-640 and Rural Utilities Service (RUS) 7 CFR 1755.900 (REA PE-90) compliances. XX denotes fiber type: CT (Super/FDDI), CG (G300), BG (Super/50), AP (Super), BE (Gbit/50).

Part #	No. of Fibers	Nom. Outside Dia. In.(mm)	Install. Tensile lbs.(N)	Max. Tensile Load-In-Serv. Lbs (N)
(XX)0124H1F-DWB	12	.546 (13.9)	600 (2670)	200 (600)
(XX)0724H1F-DWB	24	.546 (13.9)	600 (2670)	200 (600)
(XX)0484H1F-DWB	48	.608 (15.4)	600 (2670)	200 (600)
(XX)0724H1F-DWB	72	.643 (16.3)	600 (2670)	200 (600)

## Standard Self-Supporting (Figure-8) Cable

Fiber is 2 - 72 fibers, loose tube gel-filled and color coding per TIA/EIA 598A. Central strength member is epoxy/glass rod. Overall strength member is aramid fiber yarn or fiberglass. Jacket is black UV and moisture-resistant polyethylene (PE). Sequential meter markings. Messenger wire is 1/4" stranded EHS galvanized steel. Self-supporting figure-8 design. Temperature: Storage -40°C (-40°F) to 70°C (158°F) Operating -40°C (-40°F) to 70°C (158°F). Minimum bend radius: 20 X OD - Installation 10 X OD - In-service. Compliances are ANSI/TIA/EIA 568A, ICEA S-87-640, ETL verified and Rural Utilities Service (RUS) 7 CFR 1755.900 (REA PE-90). XX denotes cable type: CG (G300), BG (Super/50), BE (Gbit/50), AQ (Premium).



Part #	Fiber Count	# of Loose Tubes	Nom. Cable Dia. - in (mm)	Nom. Cable Wght - lbs/1000' (kg/km)
(XX)0023M1Y-DWB	2	2	0.46 x 0.92 (11.8 x 23.45)	208 (310)
(XX)0044M1Y-DWB	4	1	0.46 x 0.92 (11.8 x 23.45)	208 (310)
(XX)0064M1Y-DWB	6	1	0.46 x 0.92 (11.8 x 23.45)	208 (310)
(XX)0084M1Y-DWB	8	2	0.46 x 0.92 (11.8 x 23.45)	208 (310)
(XX)0124M1Y-DWB	12	2	0.46 x 0.92 (11.8 x 23.45)	208 (310)
(XX)0184M1Y-DWB	18	3	0.46 x 0.92 (11.8 x 23.45)	208 (310)

## Standard Self-Supporting (Figure-8) Cable (cont.)

Part #	Fiber Count	# of Loose Tubes	Nom. Cable Dia. - in (mm)	Nom. Cable Wght - lbs/1000' (kg/km)
(XX)0244M1Y-DWB	24	4	0.46 x 0.92 (11.8 x 23.45)	208 (310)
(XX)0364M1Y-DWB	36	6	0.46 x 0.92 (11.8 x 23.45)	208 (310)
(XX)0484M1Y-DWB	48	4	0.46 x 0.92 (11.8 x 23.45)	208 (310)
(XX)0604M1Y-DWB	60	5	0.46 x 0.92 (11.8 x 23.45)	208 (310)
(XX)0724M1Y-DWB	72	6	0.50 x 0.96 (12.65 x 24.3)	217 (323)

## Universal Plenum Cable

Fiber is 2 - 144 fibers, loose tube gel-filled and color coding per TIA/EIA 598A. Central strength member is epoxy/glass rod. Overall strength member is aramid fiber yarn or fiberglass. Jacket is black UV, moisture-resistant, and flame-retardant materials. Sequential meter markings. Temperature: Storage -40°C (-40°F) to 70°C (158°F) Operating -20°C (-4°F) to 70°C (158°F). Minimum bend radius: 20 X OD - Installation 10 X OD - In-service. Maximum crush resistance is 150 lbs/in (263 N/cm). Compliances are ETL and c(ETL) Listed Type OFNP and CSA FT-6. XX denotes fiber type: CG (G300), BG (Super/50)



Part #	Fiber Count	# of Loose Tubes	Nom. Cable Dia. - in. (mm)	Nom. Cab. Wgt. - lbs/1000' (kg/km)
(XX)0023M1D-DT	2	2	.313 (7.9)	46 (69)
(XX)0044M1D-DT	4	1	.313 (7.9)	47 (70)
(XX)0064M1D-DT	6	1	.313 (7.9)	48 (71)
(XX)0084M1D-DT	8	2	.313 (7.9)	46 (69)
(XX)0124M1D-DT	12	2	.313 (7.9)	47 (69)
(XX)0184M1D-DT	18	3	.313 (7.9)	45 (67)
(XX)0244M1D-DT	24	4	.313 (7.9)	44 (65)
(XX)0304M1D-DT	30	5	.313 (7.9)	-
(XX)0364M1D-DT	36	6	.340 (8.6)	50 (75)
(XX)0484M1D-DT	48	4	.375 (9.5)	57 (85)
(XX)0604M1D-DT	60	5	.375 (9.5)	54 (80)
(XX)0724M1D-DT	72	6	.410 (10.4)	65 (97)
(XX)0964M1D-DT	96	8	.482 (12.2)	98 (146)
(XX)1444H1D-DT	144	12	.657 (16.7)	179 (266)

## Indoor/Outdoor Loose Tube Riser Cable

Fiber is 2 - 72 fibers, loose tube gel-filled and color coding per TIA/EIA 598A. Central Strength Member is epoxy/glass rod. Overall strength member is aramid fiber yarn. Jacket is black UV, moisture-resistant and flame-retardant polymer material. Sequential meter markings. Dry Water Block cable core for ease of handling. Temperature: Storage -40°C (-40°F) to 70°C (158°F) Operating -20°C (-4°F) to 70°C (158°F). Minimum bend radius: 20 X OD - Installation 10 X OD - In-service. Maximum crush resistance is 150 lbs/in (263 N/cm). Maximum vertical rise is 1,640 ft (500m). Compliances are ETL and c(ETL) Listed Type OFNR and CSA FT-4. Number of loose tubes is one. Maximum Tensile Load Installation - lbs (N) is 600 (2670). Maximum Tensile Load In-Service - lbs (N) is 135 (600). XX denotes fiber type: CT (Super/FDDI), CG (G300), BG (Super/50), AP (Super), BE (Gbit/50).



Part #	Fiber Count	# of Loose Tubes	Nom. Cab. Dia. - in (mm)	Nom. Cab. Wgt. - lbs/1000' (kg/km)
(XX)0023M1M	2	2	.356 (9.0)	53.5 (79.5)



# Fiber Optics - Cables



## Indoor/Outdoor Loose Tube Riser Cable (cont.)



Part #	Fiber Count	# of Loose Tubes	Nom. Cab. Dia. - in (mm)	Nom. Cab. Wgt. - lbs/1000' (kg/km)
(XX)0044M1M	4	1	.356 (9.0)	53.5 (79.5)
(XX)0064M1M	6	1	.356 (9.0)	53.5 (79.5)
(XX)0084M1M	8	2	.356 (9.0)	53.5 (79.5)
(XX)0124M1M	12	2	.356 (9.0)	53.5 (79.5)
(XX)0184M1M	18	3	.356 (9.0)	53.5 (79.5)
(XX)0244M1M	24	4	.356 (9.0)	53.5 (79.5)
(XX)0304M1M	30	5	.356 (9.0)	53.5 (79.5)
(XX)0364M1M	36	6	.383 (9.7)	61.6 (91.7)
(XX)0484M1M	48	4	.418 (10.6)	70.2 (104.5)
(XX)0604M1M	60	5	.418 (10.6)	69.6 (103.6)
(XX)0724M1M	72	6	.453 (11.5)	83.9 (124.8)

## Standard Loose Tube Cable

Fiber is 2 - 216 fibers, loose tube gel-filled and color coding per TIA/EIA 598A. Central strength member is epoxy/glass rod. Jacket is black UV and moisture-resistant polyethylene (PE). Sequential meter markings. Temperature storage -40°C (-40°F) to 70°C (158°F) operating -40°C (-40°F) to 70°C (158°F). Minimum bend radius: 20 X OD - Installation, 10 X OD - In-Service. Maximum crush resistance is 150 lbs/in (263 N/cm). Compliances are ANSI/TIA/EIA 568A, ICEA S-87-640, ETL verified and rural utilities service (RUS) 7 CFR 1755.900 (REA PE-90). Maximum tensile load - Installation - lbs (N) is 600 (2670). Maximum tensile load - In-service - lbs (N) is 135 (600). XX denotes fiber type: AQ (Premium), CT (Super/FDDI), CG (G300), BG (Super/50), BE (Gbit/50).



Part #	Fiber	# of Loose Tubes	Nom. Cable Dia. - in (mm)	Nom. Cable Wght - lbs/1000' (kg/km)
(XX)0023M1A-DWB	2	2	.376 (9.6)	43.0 (64.0)
(XX)0044M1A-DWB	4	1	.376 (9.6)	43.0 (64.0)
(XX)0064M1A-DWB	6	1	.376 (9.6)	43.0 (64.0)
(XX)0084M1A-DWB	8	2	.376 (9.6)	43.0 (64.0)
(XX)0124M1A-DWB	12	2	.376 (9.6)	43.0 (64.0)
(XX)0184M1A-DWB	18	3	.376 (9.6)	43.0 (64.0)
(XX)0244M1A-DWB	24	4	.376 (9.6)	43.0 (64.0)
(XX)0364M1A-DWB	36	6	.403 (10.2)	52.3 (77.9)
(XX)0484M1A-DWB	48	4	.438 (11.1)	58.3 (86.8)
(XX)0604M1A-DWB	60	5	.438 (11.1)	59.3 (88.2)
(XX)0724M1A-DWB	72	6	.473 (12.0)	72.3 (107.6)
(XX)0964M1A-DWB	96	8	.545 (13.8)	91.5 (136.1)
(XX)1204M1A-DWB	120	10	.657 (16.7)	119.4 (177.6)
(XX)1444M1A-DWB	144	12	.657 (16.7)	121.3 (180.5)
(XX)1924M1A-DWB	192	16	.708 (18.0)	148.8 (221.5)
(XX)2164M1A-DWB	216	18	.708 (18.0)	150.8 (224.4)

## Indoor/Outdoor Loose Tube Dual Jacket Riser Cable

Fiber is 2 - 216 fibers, loose tube gel-filled and color coding per TIA/EIA 598A. Central strength member is epoxy/glass rod. Overall strength member is aramid fiber yarn or fiberglass. Inner Jacket is black UV, moisture-resistant, and flame-retardant materials. Sequential meter markings. Excellent chemical resistance. Dual jacketed for harsh environments. Riser rated for indoor applications. Temperature: Storage -40°C (-40°F) to 70°C (158°F) Operating -40°C (-40°F) to 70°C (158°F). Minimum bend radius: 20 X OD - Installation 10 X OD - In-service. Maximum crush resistance is 500 lbs/in (875 N/cm). Maximum Vertical Rise is 1,640 ft (500m). Compliances are UL and c(UL) Listed Type OFNR and CSA FT-6. Maximum Tensile Load - Installation - lbs (N) is 600 (2670). Maximum Tensile Load - In-Service - lbs (N) is 135 (600). XX = Fiber Type: CT (Super/FDDI), CG (G300), BG (Super/50), AP (Super), BE (Gbit/50).



Part #	Fiber Count	# of Loose Tubes	Nom. Cab. Dia. - in (mm)	Nom. Cab. Wgt. - lbs/1000' (kg/km)
(XX)0023H1M	2	2	.411 (10.4)	77.5 (115.4)
(XX)0044H1M	4	1	.411 (10.4)	77.5 (115.4)
(XX)0064H1M	6	1	.411 (10.4)	77.5 (115.4)
(XX)0084H1M	8	2	.411 (10.4)	77.5 (115.4)
(XX)0124H1M	12	2	.411 (10.4)	77.5 (115.4)
(XX)0184H1M	18	3	.411 (10.4)	77.5 (115.4)
(XX)0244H1M	24	4	.411 (10.4)	77.5 (115.4)
(XX)0364H1M	36	6	.438 (11.1)	88.0 (131.0)
(XX)0484H1M	48	4	.473 (12.0)	100.7 (149.9)
(XX)0604H1M	60	5	.473 (12.0)	100.7 (149.9)
(XX)0724H1M	72	6	.508 (12.9)	154.3 (229.7)
(XX)0964H1M	96	8	.580 (14.7)	154.3 (229.7)
(XX)1204H1M	120	10	.681 (17.3)	202.1 (300.8)
(XX)1444H1M	144	12	.681 (17.3)	202.1 (300.8)
(XX)1924H1M	192	16	.732 (18.6)	232.9 (346.6)
(XX)2164H1M	216	18	.732 (18.6)	232.9 (346.6)

## Standard Low-Smoke, Zero-Halogen (LSZH) Cable

Fiber is 2 - 144 fibers, loose tube gel-filled and color coding per TIA/EIA 598A. Central strength member is epoxy/glass rod. Overall strength member is aramid fiber yarn. Jacket is black UV, moisture-resistant, and flame-retardant polymer. Sequential meter markings. Dry Water Block cable core for ease of handling. Temperature: Storage -40°C (-40°F) to 70°C (158°F) Operating -40°C (-40°F) to 70°C (158°F). Minimum bend radius: 20 X OD - Installation 10 X OD - In-service. Maximum crush resistance is 150 lbs/in (263 N/cm). Maximum Vertical Rise is 1,640 ft (500m). Compliances are UL Listed Type OFN/LS and IEEE-383. Maximum Tensile Load - Installation - lbs (N) is 600 (2670). Maximum Tensile Load - In-Service - lbs (N) is 135 (600). XX denotes fiber type: CT (Super/FDDI), CG (G300), BG (Super/50), AP (Super), BE (Gbit/50).



Part #	Fiber Count	No. of Loose Tubes	Nom. Cab. Dia. in (mm)	Nom. Cab. Wgt. lbs/1000' (kg/km)
(XX)0023M1Z	2	2	.376 (9.5)	63.3 (94.2)
(XX)0044M1Z	4	1	.376 (9.5)	64.7 (96.3)
(XX)0064M1Z	6	1	.376 (9.5)	64.8 (96.5)
(XX)0084M1Z	8	2	.376 (9.5)	63.6 (94.6)
(XX)0124M1Z	12	2	.376 (9.5)	63.8 (94.9)
(XX)0184M1Z	18	3	.376 (9.5)	62.7 (93.4)
(XX)0244M1Z	24	4	.376 (9.5)	61.7 (91.8)
(XX)0364M1Z	36	6	.403 (10.2)	69.8 (103.8)
(XX)0484M1Z	48	4	.438 (11.1)	80.3 (119.5)
(XX)0604M1Z	60	5	.438 (11.1)	78.5
(XX)0964M1Z	96	8	.545 (13.8)	121.4 (180.7)
(XX)1204M1Z	120	10	.657 (16.7)	163.4 (243.1)
(XX)1444M1Z	144	12	.657 (16.7)	159.8 (237.8)

Our inventory changes daily.

Please contact us if the product or part you are looking for is not included in this publication.



# Fiber Optics - Cables



## 1.6mm Simplex/Duplex Cable

Fiber is 1 or 2 fibers and 900µm tight buffer. Overall strength member is aramid fiber yarn. Jacket is 1.6mm Unit Diameters. Flame-retardant polyvinyl chloride (PVC). Sequential meter markings. Orange Jacket is multimode fibers. Yellow Jacket is single-mode fibers. Temperature: Storage -40°C (-40°F) to 70°C (158°F) Operating -20°C (-4°F) to 70°C (158°F). Minimum bend radius: 20 X OD - Installation 10 X OD - In-service. Maximum crush resistance is 150 lbs/in (263 N/cm). Compliances are ETL Listed Type OFNR and CSA FT-4. XX denotes fiber type: CG (G300), BG (Super/50), AP (Super), BE (Gbit/50).



Part #	Fiber Count	Nom. Cab. Dia. - in (mm)	Nom. Cab. Wgt. - lbs/1000' (kg/km)	Max.Ten. Load Installation - lbs (N)
(XX)0011SNR1.6	1	0.063 (1.6)	7.5 (33)	25 (111)
(XX)0021ZNR1.6	2	0.063 x 0.136 (1.6 x 3.45)	15 (67)	50 (222)

## Indoor/Outdoor Single Jacket Riser Cable

Fiber is 2 - 12 fibers, loose tube gel-filled and color coding per TIA/EIA 598A. Overall strength member is aramid fiber yarn or fiberglass. Jacket is black UV, moisture-resistant and flame-retardant materials. Sequential meter markings. Temperature: Storage -40°C (-40°F) to 70°C (158°F) Operating -20°C (-4°F) to 70°C (158°F). Minimum bend radius: 20 X OD - Installation 10 X OD - In-service. Maximum crush resistance is 150 lbs/in (263 N/cm). Maximum vertical rise is 1,200 ft (366m). Compliances are ETL and c(ETL) Listed Type OFNR and CSA FT-4. Number of loose tubes is one. Nominal Cable Diameter - in (mm) is .340 (8.6). Nominal Cable Weight - lbs/1000' (kg/km) is 53.0 (78.8). Maximum Tensile Load Installation - lbs (N) is 300 (1334). Maximum Tensile Load In-Service - lbs (N) is 100 (445). XX denotes fiber type: CT (Super/FDDI), CG (G300), BG (Super/50), AP (Super), BE (Gbit/50).



Part #	Fiber Count	Nom. Dia. in (mm)	Nom. Wght lbs/1000' (kg/km)	Max. Tensile Load Insl lbs (N)
(XX)0024UNM-DT	2	0.27 (6.9)	35 (52)	300 (1334)
(XX)0044UNM-DT	4	0.27 (6.9)	35 (52)	300 (1334)
(XX)0064UNM-DT	6	0.27 (6.9)	35 (52)	300 (1334)
(XX)0084UNM-DT	8	0.27 (6.9)	35 (52)	300 (1334)
(XX)0124UNM-DT	12	0.27 (6.9)	35 (52)	300 (1334)

## Premise Low-Smoke, Zero-Halogen (LSZH) Cable

Fiber is 2 - 72 fibers, 900µm tight buffer and color coding per TIA/EIA 598A. Central strength member is epoxy/glass rod (above 12 fibers). Overall strength member is aramid fiber yarn. Jacket is flame-retardant polymer. Sequential meter markings. Orange jacket - multimode fibers. Yellow jacket - singlemode fibers. Lightweight, flexible design simplifies installation. Temperature: Storage -40°C (-40°F) to 70°C (158°F) Operating -20°C (-4°F) to 70°C (158°F). Minimum bend radius: 20 X OD - Installation, 10 X OD - In-service. Maximum crush resistance is 850 lbs/in (1485 N/cm). Maximum vertical rise is 1,640 ft (500m). Compliances are UL and c(UL) Listed Type OFNR, CSA FT-4, ANSI/TIA/EIA 568A, ICEA S-83-596 and ETL verified. XX denotes fiber type: CT (Super/FDDI), CG (G300), BG (Super/50), AP (Super), BE (Gbit/50).



Part #	Fiber Count	# of Sub-Units	Nom. Cable Dia. - in. (mm)	Nom. Cab. Wgt. - lbs/1000' (kg/km)	Max. Ten. Load - Insta. - lbs (N)	Max. Ten. Load - In-Serv. lbs (N)
(XX)0021PNZ	2	-	.171 (4.3)	10.6 (16.0)	225 (1000)	65 (290)
(XX)0041PNZ	4	-	.181 (4.6)	12.6 (18.8)	225 (1000)	65 (290)
(XX)0061PNZ	6	-	.195 (4.9)	14.8 (22.0)	225 (1000)	65 (290)
(XX)0121PNZ	12	-	.225 (5.7)	20.6 (30.7)	320 (1425)	112 (500)
(XX)0181P1Z	18	3	.469 (11.9)	83.8 (124.7)	600 (2670)	200 (890)
(XX)0241P1Z	24	4	.527 (13.4)	91.9 (136.8)	800 (3560)	270 (1201)
(XX)0361P1Z	36	6	.637 (16.2)	141.8 (211.0)	1000 (4448)	335 (1490)
(XX)0481P1Z	48	4	.608 (15.4)	122.4 (182.2)	1000 (4448)	335 (1490)
(XX)0601P1Z	60	5	.671 (17.0)	155.7 (231.7)	1200 (5338)	400 (1780)
(XX)0721P1Z	72	6	.743 (18.9)	192.0 (285.7)	1500 (6672)	500 (2224)

## Premise Interlock Armor Plenum Cable

4-96 fibers, 900µm tight buffer and color coding per TIA/EIA 598A. Overall strength member is aramid fiber yarn. Inner Jacket is flame-retardant material. Armor is interlock galvanized steel. Outer Jacket is flame-retardant fluoropolymer. Sequential meter markings. Orange jacket - multimode fibers. Yellow jacket - singlemode fibers. Temperature: Storage -40°C (-40°F) to 70°C (158°F) Operating 0°C (32°F) to 70°C (158°F). Minimum bend radius: 20 X OD - Installation, 10 X OD - In-service. Maximum crush resistance is 500 lbs/in (875 N/cm). Compliances are ETL Listed Type OFCP. XX denotes fiber type: CT (Super/FDDI), CG (G300), BG (Super/50), AP (Super), BE (Gbit/50).



Part #	Fiber Count	# of Sub-Units	Nom. Cable Dia. - in. (mm)	Nom. Cab. Wgt. - lbs/1000' (kg/km)	Max. Ten. Load - Insta. - lbs (N)	Max. Ten. Load - In-Serv. lbs (N)
(XX)0041PNU-ILP	4	1	.48 (12)	217 (333)	550 (2447)	165 (734)
(XX)0061PNU-ILP	6	1	.585 (14.9)	255 (379)	550 (2447)	165 (734)
(XX)0121PNU-ILP	12	1	.585 (14.9)	255 (379)	550 (2447)	165 (734)
(XX)0241PNU-ILP	24	4	.735 (18.7)	342 (509)	1000 (4448)	300 (1334)
(XX)0361PNU-ILP	36	6	.750 (19.1)	359 (534)	1000 (4448)	300 (1334)
(XX)0481PNU-ILP	48	4	.800 (20.3)	398 (592)	1000 (4448)	300 (1334)
(XX)0601P1D-ILP	60	5	1.02 (26)	644 (958)	1000 (4448)	300 (1334)
(XX)0721P1D-ILP	72	6	1.08 (27)	708 (1054)	1000 (4448)	300 (1334)
(XX)0961P1D-ILP	96	8	1.21 (31)	861 (1281)	1000 (4448)	335 (1490)

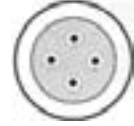


# Fiber Optics - Cables



## Indoor/Outdoor Riser Distribution Cable


Fiber is 2 - 144 fibers, 900µm tight buffer and color coding per TIA/EIA 598A. Central strength member is epoxy/glass rod (above 12 fibers). Overall strength member is aramid fiber yarn. Jacket is flame-retardant polyvinyl chloride (PVC). Sequential meter markings. Orange Jacket - multimode fibers. Yellow Jacket - Singlemode fibers. Dry water block cable core for fiber protection. Temperature: Storage -40°C (-40°F) to 70°C (158°F) Operating -40°C (-40°F) to 70°C (158°F). Minimum bend radius: 20 X OD - Installation 10 X OD - In-service. Maximum crush resistance is 850 lbs/in (1485 N/cm). Maximum vertical rise is 1,640 (500m). Compliances are UL and c(UL) Listed Type OFNR and CSA FT-4 and ICEA S-104-696. XX = Fiber Type: CG (G300), BG (Super/50), AP (Super), BE (Gbit/50).



Part #	Fiber Count	# of Sub-Units	Nom. Cable Dia. - in. (mm)	Nom. Cab. Wgt. - lbs/1000' (kg/km)	Max. Ten. Load - Insta. - lbs (N)	Max. Ten. Load - In-Serv. lbs (N)
(XX)0021ANR	2	-	.188 (4.8)	13.7 (20.4)	300 (1334)	90 (400)
(XX)0041ANR	4	-	.201 (5.1)	15.9 (23.7)	320 (1423)	96 (427)
(XX)0061ANR	6	-	.215 (5.5)	18.1 (26.9)	320 (1423)	96 (427)
(XX)0081ANR	8	-	.223 (5.7)	19.8 (29.5)	320 (1423)	96 (427)
(XX)0101ANR	10	-	.240 (6.1)	22.7 (33.8)	400 (1780)	120 (534)
(XX)0121ANR	12	-	.25 (6)	24 (36)	400 (1780)	200 (534)
(XX)0181A1R	18	3	.47 (12)	79 (118)	750 (3336)	250 (1112)
(XX)0241A1R	24	4	.53 (13)	86 (128)	1000 (4448)	300 (1334)
(XX)0361A1R	36	6	.66 (17)	147 (219)	1300 (5783)	390 (1735)
(XX)0481A1R	48	4	.64 (16)	137 (204)	1300 (5783)	390 (1735)
(XX)0601A1R	60	5	.70 (18)	168 (250)	1500 (6672)	450 (2002)
(XX)0721A1R	72	6	.77 (20)	207 (308)	1900 (8452)	570 (2535)
(XX)0961A1R	96	8	.91 (23)	289 (430)	2000 (8896)	670 (2980)
(XX)1201A1R	120	10	1.02 (26)	313 (466)	3000 (13345)	1000 (4448)
(XX)1441A1R	144	12	1.02 (26)	314 (467)	3000 (13345)	1000 (4448)

## Premise Riser Distribution Cable

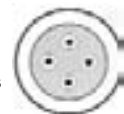
Fiber is 2 - 96 fibers, 900µm tight buffer and color coding per TIA/EIA 598A. Central strength member is epoxy/glass rod (above 12 fibers). Overall strength member is aramid fiber yarn. Jacket is flame-retardant polyvinyl chloride (PVC). Sequential meter markings. Orange jacket - multimode fibers. Yellow jacket - singlemode fibers. Sub-units are numbered for identification. Lightweight, flexible design simplifies installation. Temperature: Storage -40°C (-40°F) to 70°C (158°F) Operating -20°C (-4°F) to 70°C (158°F). Minimum bend radius: 20 X OD - Installation, 10 X OD - In-service. Maximum crush resistance is 850 lbs/in (1485 N/cm). Maximum vertical rise is 1,640 ft (500m). Compliances are UL and c(UL) Listed Type OFNR, CSA FT-4, ANSI/TIA/EIA 568A, ICEA S-83-596 and ETL verified. XX denotes fiber type: CT (Super/FDDI), CG (G300), BG (Super/50), AP (Super), BE (Gbit/50).



Part #	Fiber Count	# of Sub-Units	Nom. Cable Dia. - in. (mm)	Nom. Cab. Wgt. - lbs/1000' (kg/km)	Max. Ten. Load - Insta. - lbs (N)	Max. Ten. Load - In-Serv. lbs (N)
(XX)0021PNR	2	-	.188 (4.8)	13.5 (20.1)	225 (1000)	65 (290)
(XX)0041PNR	4	-	.201 (5.1)	15.7 (23.4)	225 (1000)	65 (290)
(XX)0061PNR	6	-	.215 (5.5)	18.0 (26.8)	225 (1000)	65 (290)
(XX)0081PNR	8	-	.223 (5.7)	19.8 (29.5)	245 (1090)	70 (310)
(XX)0101PNR	10	-	.240 (6.1)	22.6 (33.6)	320 (1425)	112 (500)
(XX)0121PNR	12	-	.245 (6.2)	24.1 (36.9)	320 (1425)	112 (500)
(XX)0181P1R	18	3	.460 (11.7)	76.1 (113.2)	600 (2670)	200 (890)
(XX)0241P1R	24	4	.518 (13.2)	84.0 (125.0)	800 (3560)	270 (1201)
(XX)0241PNR	24	2	.281 x .486 (7.1 x 12.3)	63.7 (94.8)	500 (2224)	167 (743)
(XX)0361P1R	36	6	.653 (16.6)	151.6 (225.6)	1000 (4448)	335 (1490)
(XX)0481P1R	48	4	.628 (16.0)	132.6 (197.3)	1000 (4448)	335 (1490)
(XX)0601P1R	60	5	.685 (17.4)	155.2 (231.0)	1200 (5338)	400 (1780)
(XX)0721P1R	72	6	.759 (19.3)	202.3 (301.1)	1500 (6672)	500 (2224)
(XX)0961P1R	96	8	.894 (22.7)	289.1 (430.2)	2000 (8896)	670 (2980)

## Tight Buffer Distribution Plenum Cable

Fiber is 2 - 96 fibers, 900µm tight buffer and color coding per TIA/EIA 598B. Central strength member is epoxy/glass rod (above 12 fibers). Overall strength member is aramid fiber yarn. Jacket is flame-retardant polyvinyl chloride (PVC) or fluoropolymer. Sequential meter markings. Orange jacket - multimode fibers (except 10 Gb/s). Yellow jacket - singlemode fibers. Aqua jacket - 10 Gb/s multimode fibers. Temperature: Storage -40°C (-40°F) to 70°C (158°F) Operating 0°C (32°F) to 70°C (158°F). Minimum bend radius: 20 X OD - Installation, 10 X OD - In-service. Maximum crush resistance is 850 lbs/in (1485 N/cm). Maximum vertical rise is 1,640 ft (500m). Compliances are UL and c(UL) Listed Type OFNP, CSA FT-6, ANSI/TIA/EIA 568A, ICEA S-83-596 and ETL verified. XX denotes fiber type: CT (Super/FDDI), CG (G300), BG (Super/50), AP (Super), BE (Gbit/50).



Part #	Fiber Count	# of Sub-Units	Nom. Cable Dia. - in. (mm)	Nom. Cab. Wgt. - lbs/1000' (kg/km)	Max. Ten. Load - Insta. - lbs (N)	Max. Ten. Load - In-Serv. lbs (N)
(XX)0021PNU	2	-	.171 (4.3)	11.7 (17.4)	225 (1000)	65 (290)
(XX)0041PNU	4	-	.181 (4.6)	13.7 (20.4)	225 (1000)	65 (290)
(XX)0061PNU	6	-	.195 (4.9)	16.0 (23.8)	225 (1000)	65 (290)
(XX)0081PNU	8	-	.205 (5.2)	18.0 (26.8)	245 (1090)	70 (311)





# Fiber Optics - Cables



## Tight Buffer Distribution Plenum Cable (cont.)

Part #	Fiber Count	# of Sub-Units	Nom. Cable Dia. - in. (mm)	Nom. Cab. Wgt. - lbs/1000' (kg/km)	Max. Ten. Load - Insta. - lbs (N)	Max. Ten. Load - In-Serv. lbs (N)
(XX)0121PNU	12	-	.227 (5.8)	22.7 (33.8)	320 (1423)	112 (500)
((XX)0181P1U	18	3	.497 (12.6)	110.0 (163.7)	600 (2670)	200 (890)
(XX)0241P1U	24	4	.541 (13.7)	117.8 (175.3)	800 (3560)	270 (1201)
(XX)0361P1D	36	6	.610 (15.5)	151.3 (225.2)	1000 (4448)	335 (1490)
(XX)0481P1D	48	4	.582 (14.8)	134.5 (200.2)	1000 (4448)	335 (1490)
(XX)0601P1D	60	5	.67 (17)	186 (277)	1000 (4448)	335 (1490)
(XX)0721P1D	72	6	.73 (19)	217 (323)	1000 (4448)	335 (1490)
(XX)0961P1D	96	8	.86 (22)	312 (464)	1500 (6672)	500 (2224)

## Breakout Riser Cable

Fiber is 2 - 24 fibers, 900µm tight buffer, color coding per TIA/EIA 598A and 2.4mm jacketed sub-units. Central strength member is aramid yarn. Overall strength member is aramid fiber yarn. Jacket is flame-retardant polyvinyl chloride (PVC). Sequential meter markings. Orange jacket - multimode fibers. Yellow jacket - singlemode fibers. Rugged individual fiber protection. Easily terminated with fiber sub-units. Heavy duty premises applications. Temperature: Storage -40°C (-40°F) to 70°C (158°F) Operating -20°C (-4°F) to 70°C (158°F). Minimum bend radius: 20 X OD - Installation, 10 X OD - In-service. Maximum crush resistance is 1000 lbs/in (1750 N/cm). Maximum vertical rise is 1,640 ft (500m). Compliances are UL and c(UL) Listed Type OFNR, CSA FT-4, ANSI/TIA/EIA 568A, ICEA S-83-596 and ETL verified. XX denotes fiber type: CT (Super/FDDI), CG (G300), BG (Super/50), AP (Super), BE (Gbit/50).



Part #	Fiber Count	# of Sub-Units	Nom. Cable Dia. - in. (mm)	Nom. Cab. Wgt. - lbs/1000' (kg/km)	Max. Ten. Load In-Service - lbs (N)	Max. Ten. Load - In-Serv. lbs (N)
(XX)0041B3R	4	4	.306 (7.8)	36.5 (54.3)	450 (2000)	180 (800)
(XX)0061B3R	6	6	.367 (9.3)	51.1 (76.0)	450 (2000)	180 (800)
(XX)0081B3R	8	8	.428 (10.9)	71.2 (106.0)	600 (2670)	200 (890)
(XX)0121B3R	12	12	.470 (11.9)	78.6 (117.0)	790 (3515)	270 (1200)
(XX)0181B3R	18	18	.556 (14.1)	110.8 (164.9)	1000 (4450)	400 (1780)
(XX)0241B3R	24	24	.646 (16.4)	153.1 (227.8)	1230 (5470)	450 (2000)

## Breakout Plenum Cable

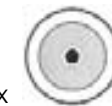
Fiber is 2 - 48 fibers, 900µm tight buffer, color coding per TIA/EIA 598A and 2.4mm jacketed sub-units. Central strength member is epoxy/glass rod. Overall strength member is aramid fiber yarn. Jacket is flame-retardant fluoropolymer. Sequential meter markings. Orange jacket - multimode fibers. Yellow jacket - singlemode fibers. Rugged individual fiber protection. Easily terminated with fiber sub-units. Heavy duty premises applications. Temperature: Storage -40°C (-40°F) to 70°C (158°F) Operating 0°C (32°F) to 70°C (158°F). Minimum bend radius: 20 X OD - Installation, 10 X OD - In-service. Maximum crush resistance is 850 lbs/in (1485 N/cm). Maximum vertical rise is 1,640 ft (500m). Compliances are UL and c(UL) Listed Type OFNR, CSA FT-4, ANSI/TIA/EIA 568A, ICEA S-83-596 and ETL verified. XX = Fiber Type: CT (Super/FDDI), CG (G300), BG (Super/50), AP (Super), BE (Gbit/50).



Part #	Fiber Count	# of Sub-Units	Nominal Cable Dia. - in. (mm)	Nom. Cab. Wgt. - lbs/1000' (kg/km)	Max. Ten. Load - Insta. - lbs (N)	Max. Ten. Load - In-Serv. lbs (N)
(XX)0021B1D	2	2	.238 (6.0)	26.8 (39.9)	270 (1200)	110 (490)
(XX)0041B1D	4	4	.276 (7.0)	33.0 (49.1)	450 (2000)	180 (800)
(XX)0061B1D	6	6	.337 (8.6)	50.0 (74.4)	450 (2000)	180 (800)
(XX)0081B1D	8	8	.398 (10.1)	72.0 (107.1)	600 (2670)	200 (890)
(XX)0121B1D	12	12	.443 (11.2)	76.0 (113.1)	790 (3515)	270 (1200)
(XX)0181B1D	18	18	.540 (13.7)	121.9 (181.4)	1000 (4450)	400 (1780)
(XX)0241B1D	24	24	.630 (16.0)	170.6 (253.9)	1230 (5470)	450 (2000)
(XX)0361B1D	36	36	.729 (18.5)	208.6 (310.5)	2000 (8896)	600 (2669)
(XX)0481B1D	48	48	.835 (21.2)	260.5 (387.7)	2600 (11565)	780 (3470)

## 3.0mm Simplex/Duplex Cable

Fiber is 1 or 2 fibers and 900µm tight buffer. Overall strength member is aramid fiber yarn. Jacket is 3.0mm Unit Diameters. Flame-retardant polyvinyl chloride (PVC). Sequential meter markings. Orange Jacket is multimode fibers. Yellow Jacket is singlemode fibers. Industry standard design. Temperature: Storage -40°C (-40°F) to 70°C (158°F) Operating -20°C (-4°F) to 70°C (158°F). Minimum bend radius: 20 X OD - Installation 10 X OD - In-service. Maximum crush resistance is 150 lbs/in (263 N/cm). Compliances are UL and c(UL) Listed Type OFNR/OFNP, CSA FT-4 and CSA FT-6. XX denotes fiber type: CT (Super/FDDI), CG (G300), BG (Super/50), AP (Super), BE (Gbit/50).



## Plenum

XX denotes fiber type: CG (G300), BG (Super/50), AP (Super).

Part #	Fiber Count	Nom. Cab. Dia. - in (mm)	Nom. Cab. Wgt. - lbs/1000' (kg/km)	Max. Ten. Load Installation - lbs (N)	Max. Ten. Load In-Service - lbs (N)
(XX)0011SNU3.0	1	0.118 (3.0)	6.5 (9.7)	110 (490)	65 (290)
(XX)0021ZNU3.0	2	0.114 x 0.235 (2.9 x 6.0)	12.1 (18.0)	220 (980)	160 (580)



# Fiber Optics - Cables



## 3.0mm Simplex/Duplex Cable (cont.)

### Riser

Part #	Fiber Count	Nom. Cab. Dia. - in (mm)	Nom. Cab. Wgt. - lbs/1000' (kg/km)	Max.Ten. Load Installation - lbs (N)	Max.Ten. Load In-Service - lbs (N)
(XX)0011SNR3.0	1	0.118 (3.0)	5.5 (8.2)	110 (490)	65 (290)
(XX)0021ZNR3.0	2	0.114 x 0.235 (2.9 x 6.0)	10.5 (15.6)	220 (980)	160 (580)



### OPTI-CORE® Fiber Optic Distribution Cable

Used in intrabuilding backbone, building backbone and horizontal installations for riser (OFNR), plenum (OFNP) and general purpose environments. Sheath markings provide positive identification, quality traceability and length verification. Lightweight and easy to handle during installation. 900µm buffer coating protects fibers during handling. TIA color-coded for easy identification. All-dielectric construction, no grounding required. Designed to support network transmission speeds up to 10Gb/s for link lengths up to 300 meters with an 850nm source per IEEE 802.3ae 10GbE Standard.



Part #	Description
FSDR606Y	6 Fiber 62.5/125µm (OM1) multimode riser rated - Orange
FSDR612Y	12 Fiber 62.5/125µm (OM1) multimode riser rated - Orange
FSDR624Y	24 Fiber 62.5/125µm (OM1) multimode riser rated; 4 subunits of 6 fibers each - Orange
FSDR636Y	36 Fiber 62.5/125µm (OM1) multimode riser rated; 6 subunits of 6 fibers each - Orange
FSDR648Y	48 Fiber 62.5/125µm (OM1) multimode riser rated; 4 subunits of 12 fibers each - Orange
FSDR506Y	6 Fiber 50/125µm (OM2) multimode riser rated - Orange
FSDR512Y	12 Fiber 50/125µm (OM2) multimode riser rated - Orange
FSDR524Y	24 Fiber 50/125µm (OM2) multimode riser rated; 4 subunits of 6 fibers each - Orange
FSDR536Y	36 Fiber 50/125µm (OM2) multimode riser rated; 6 subunits of 6 fibers each - Orange
FSDR548Y	48 Fiber 50/125µm (OM2) multimode riser rated; 4 subunits of 12 fibers each - Orange
FODRX06Y	6 Fiber 10GIG™ 50/125µm (OM3) multimode riser rated - Aqua
FODRX12Y	12 Fiber 10GIG™ 50/125µm (OM3) multimode riser rated - Aqua
FODRX24Y	24 Fiber 10GIG™ 50/125µm (OM3) multimode riser rated; 4 subunits of 6 fibers each - Aqua
FODRX36Y	36 Fiber 10GIG™ 50/125µm (OM3) multimode riser rated; 6 subunits of 6 fibers each - Aqua
FODRX48Y	48 Fiber 10GIG™ 50/125µm (OM3) multimode riser rated; 4 subunits of 12 fibers each - Aqua
FSDR906Y	6 Fiber 9/125µm (OS1) singlemode riser rated - Yellow
FSDR912Y	12 Fiber 9/125µm (OS1) singlemode riser rated - Yellow
FSDR924Y	24 Fiber 9/125µm (OS1) singlemode riser rated; 4 subunits of 6 fibers each - Yellow
FSDR936Y	36 Fiber 9/125µm (OS1) singlemode riser rated; 6 subunits of 6 fibers each - Yellow
FSDR948Y	48 Fiber 9/125µm (OS1) singlemode riser rated; 4 subunits of 12 fibers each - Yellow

For plenum rated cable, replace the R in the part number with a P. Specify desired length in 1 foot increments greater than 1,000 feet. Other custom lengths and options are available that include jacket colors, hybrid constructions (multiple fiber types within a single cable), flame ratings, subunit counts, armoring, indoor/outdoor designs, premium optical performance grades, and ribbonized constructions.



### OPTI-CORE® Fiber Optic Indoor/Outdoor Cable

Used within buildings and outdoor environments requiring riser rated cable. For transitional aerial and duct applications and entrance facilities in riser (OFNR) and plenum (OFNP) applications. Eliminates the need for building entrance transition point. Water blocking technology allows rapid cable preparation and termination for lower termination costs and time. Lightweight and easy to handle during installation. All dielectric construction - no grounding required. Black. 3280 ft. min package quantity.



Part #	Description
FSCR606Y	6 Fiber 62.5/125µm (OM1) multimode riser rated
FSCR612Y	12 Fiber 62.5/125µm (OM1) multimode riser rated
FSNR624Y	24 Fiber 62.5/125µm (OM1) multimode riser rated; 2 subunits of 12 fibers each
FSNR636Y	36 Fiber 62.5/125µm (OM1) multimode riser; 6 subunits of 6 fibers each
FSNR648Y	48 Fiber 62.5/125µm (OM1) multimode riser rated; 4 subunits of 12 fibers each
FSCR506Y	6 Fiber 50/125µm (OM2) multimode riser rated
FSCR512Y	12 Fiber 50/125µm (OM2) multimode riser rated
FSNR524Y	24 Fiber 50/125µm (OM2) multimode riser rated; 2 subunits of 12 fibers each
FSNR536Y	36 Fiber 50/125µm (OM2) multimode riser rated; 6 subunits of 6 fibers each
FSNR548Y	48 Fiber 50/125µm (OM2) multimode riser rated; 4 subunits of 12 fibers each
FOCRX06Y	6 Fiber 10GIG™ 50/125µm (OM3) multimode riser rated
FOCRX12Y	12 Fiber 10GIG™ 50/125µm (OM3) multimode riser rated
FONRX24Y	24 Fiber 10GIG™ 50/125µm (OM3) multimode riser rated; 2 subunits of 12 fibers each
FONRX36Y	36 Fiber 10GIG™ 50/125µm (OM3) multimode riser rated; 6 subunits of 6 fibers each
FONRX48Y	48 Fiber 10GIG™ 50/125µm (OM3) multimode riser rated; 4 subunits of 12 fibers each
FSCR906Y	6 Fiber 9/125µm (OS1) singlemode riser rated
FSCR912Y	12 Fiber 9/125µm (OS1) singlemode riser rated
FSNR924Y	24 Fiber 9/125µm (OS1) singlemode riser rated; 2 subunits of 12 fibers each
FSNR936Y	36 Fiber 9/125µm (OS1) singlemode riser rated; 6 subunits of 6 fibers each
FSNR948Y	48 Fiber 9/125µm (OS1) singlemode riser rated; 4 subunits of 12 fibers each

For plenum rated cable, replace the R in the part number with a P. Specify desired length in 1 foot increments greater than 3,280 feet. Other custom lengths and options are available that include jacket colors, hybrid constructions (multiple fiber types within a single cable), flame ratings, subunit counts, armoring, premium optical performance grades, and ribbonized constructions.



# Fiber Optics - Connectors



## Optimax Field Installable Connector

Reliable field installable optical fiber connectors that are easy to install. Do not require epoxy, curing or polishing. A factory polished fiber stub in a splice mechanism which provides a fast, secure, and reliable termination on optical fiber cables. All critical steps are performed in the factory, ensuring a superior-quality connection every time. Only simple tools are required for installation. LC, SC and ST Compatible connectors that use a ceramic ferrule with a physical contact (PC) polish for MM and super physical contact (SPC) polish for SM. Available for 62.5 or 50/125  $\mu$  Multimode fiber and Singlemode fiber installations.

Part #	Description
AX101981	LC 62.5 $\mu$ , Multimode, for 900 $\mu$ buffered fiber only
AX101982	LC 50 $\mu$ m, Multimode, for 900 $\mu$ m buffered fiber only
AX101983	LC, Singlemode, for 900 $\mu$ m buffered fiber only
AX100029	SC 62.5 $\mu$ m, Multimode for 900 $\mu$ m buffered fiber only
AX101077	SC 50 $\mu$ m, Multimode, for 900 $\mu$ m buffered fiber only
AX101792	SC, Singlemode, for 900 $\mu$ m buffered fiber only
A0408835	ST Compatible 62.5 $\mu$ m, Multimode, for 900 $\mu$ m buffered fiber only
AX101075	ST Compatible 50 $\mu$ m, Multimode, for 900 $\mu$ m buffered fiber only
AX101791	ST Compatible, Singlemode, for 900 $\mu$ m buffered fiber only
AX101984	LC Accessory Kit for jacketed fiber, contains a 2 mm boot and a crimp sleeve
AX101794	SC Accessory Kit for jacketed fiber, contains 3 mm boot, crimp sleeves and a cord adapter
AX101793	ST Accessory Kit for jacketed fiber, contains 3 mm boot, crimp sleeves

## HellermannTyton

### Connectors

Designed for both field and factory installation using either epoxy or anaerobic adhesive. Utilizes pre-radiused zirconia ceramic ferrules which provide for constant ferrule end face geometry. SC connectors are fitted with 900 micron boots and the ST connectors are packaged with both 900 micron and 3mm boots.



Part #	Description
FCSC	SC Multimode Fiber Connector
FCST	ST Multimode Fiber Connector



## Spectro-Link™ MT-RJ Fiber Connectors, Multimode

Two styles of dual-polarity, field-configurable MT-RJ connectors. Spectro-Link™ Workstation connectors offer innovative push-button fiber termination, and plug directly into our MOS adapters. Spectro-Link Frame-Station connectors can use a cam technology to lock the fiber into a terminated position for use in frame or, with adapters, in the workstation. Both feature a pre-polished ribbon fiber ferrule that eliminates polishing. Fiber can be tested and reterminated before crimping. SPECIAL TOOLS REQUIRED.



Part #	Description
49888-5SF	Frame-Station Connector, multimode, 50.0 $\mu$ m Frame-Station Connector, multimode, 5.0 $\mu$ m Frame-Station Connector, multimode, 5.0 $\mu$ m
49888-5SW	Workstation Connector, multimode, 50.0 $\mu$ m
49888-6SF	Frame-Station Connector, multimode, 62.5 $\mu$ m
49888-6SW	Workstation Connector, multimode, 62.5 $\mu$ m



## Fiber Optic Connectors and Adapters

### Fast-Cure Fiber Optic Connectors

Connectors available in ST, SC, FC and LC styles, are reliable, cost-effective fiber optic connectors with quick, adhesive termination. Feature precision pre-radiused zirconia ferrules, high cable retention crimp, and patented non-optical disconnect spacer design. Available in multimode or single-mode versions.



Part #	Description
49990-SST	ST fast cure connector - singlemode
49990-MST	ST fast cure connector - multimode
49990-SSC	SC fast cure connector - singlemode
49990-MSC	SC fast cure connector - multimode
49990-SFC	FC fast cure connector - singlemode
49990-MFC	FC fast cure connector - multimode
49990-SL2	LC fast cure connector with 3mm boot (will accept 3mm cable) - singlemode
49990-ML2	LC fast cure connector with 3mm boot (will accept 3mm cable) - multimode
49990-SDL	LC fast cure connector with .9mm boot - singlemode
49990-MDL	LC fast cure connector with .9mm boot - multimode

### Thread-Lock® Reusable Fiber Connectors & Accessories

Thread-Lock Connectors are available in SC, FC and ST® styles and are reusable, field-terminable fiber optic connectors with a simple, craft-friendly installation. No heat, epoxy or proprietary tools required. Silicone Build-Up Sleeves provide easy installation at the frame or workstation. Available in multimode or single-mode versions.

Part #	Description
49882-MST	ST® thread-lock connector - multimode
49882-SST	ST® thread-lock connector - singlemode
49883-MFC	FC thread-lock connector - multimode
49883-SFC	FC thread-lock connector - singlemode
49884-MSC	SC thread-lock connector - multimode (beige)
49884-SSC	SC thread-lock connector - singlemode (blue)



### LC OPTICAM® Fiber Optic Connectors - Pre-Polished Cam Termination

TIA/EIA-604 FOCIS-10 compatible connectors. Exceed TIA/EIA-568-B.3 requirements. Quick installation - provide field termination in less than half the time of field polish connectors. Patent pending re-termination capability. Factory pre-polished fiber endface eliminates time-consuming field polishing to reduce installation costs, labor, scrap and the number of tools required. Cam activated fiber and buffer retention. No separate clamps, tools or steps are required to secure both the fiber and the buffer.



### Fiber Optic Connectors

Part #	Description
FLCSMCXAQY	10GIG™ 50/125 $\mu$ m multimode simplex fiber optic connector for 900 $\mu$ m tight-buffered fiber installation - Aqua
FLCDMCXAQY	10GIG™ 50/125 $\mu$ m multimode duplex fiber optic connector for 900 $\mu$ m tight-buffered fiber installation - Aqua
FLCSMC5BLY	50/125 $\mu$ m multimode simplex fiber optic connector for 900 $\mu$ m tight-buffered fiber installation - Black
FLCDMC5BLY	50/125 $\mu$ m multimode duplex fiber optic connector for 900 $\mu$ m tight-buffered fiber installation - Black
FLCSMC6BLY	62.5/125 $\mu$ m multimode simplex fiber optic connector for 900 $\mu$ m tight-buffered fiber installation - Black
FLCDMC6BLY	62.5/125 $\mu$ m multimode duplex fiber optic connector for 900 $\mu$ m tight-buffered fiber installation - Black
FLCSBUY	Singlemode simplex fiber optic connector for 900 $\mu$ m tight-buffered fiber installation - Blue
FLCDSCBUY	Singlemode duplex fiber optic connector for 900 $\mu$ m tight-buffered fiber installation - Blue



# Fiber Optics - Connectors



## LC OPTICAM® Fiber Optic Connectors - Pre-Polished Cam Termination (cont.)

### OPTICAM® Cable Retention Boot Assemblies

Consistently provide higher than industry standard cable retention. 10 per pkg.

Part #	Description
FMCBT2BL-X	Multimode 1.6/2.0mm cable retention boot - Black
FSCBT2BU-X	Singlemode 1.6/2.0mm cable retention boot - Blue
FMCBT3AQ-X	10GIG™ 3.0mm cable retention boot - Aqua
FMCBT3BL-X	Multimode 3.0mm cable retention boot - Black
FSCBT3BU-X	Singlemode 3.0 cable retention boot - Blue
FMCBT2AQ-X	10GIG™ 1.6/2.0mm cable retention boot - Aqua

### OPTICAM® LC Duplex Clip

Duplex clip for duplexing two simplex LC OPTICAM® multimode or singlemode connectors. 50 per pkg.

Part # FLCCLIPBL-L

### SC OPTICAM® Fiber Optic Connectors - Pre-Polished Cam Termination

TIA/EIA-604 FOCIS-3 compliant connectors. Exceed TIA/EIA-568-B.3 requirements. Quick installation. Factory pre-polished fiber endface eliminates time-consuming field polishing to reduce installation costs, labor, scrap and the number of tools required. Cam activated fiber and buffer clamp mechanisms provide superior fiber and buffer retention. No separate clamps, tools or steps required.



#### Fiber Optic Connectors

Part #	Description
FSCMCXAQ	10GIG™ 50/125µm multimode simplex fiber optic connector for 900µm tight-buffered fiber installation - Aqua
FSCDMCXAQ	10GIG™ 50/125µm multimode duplex fiber optic connector for 900µm tight-buffered fiber installation - Aqua
FSCMC5BL	50/125µm multimode simplex fiber optic connector for 900µm tight-buffered fiber installation - Black
FSCDMC5BL	50/125µm multimode duplex fiber optic connector for 900µm tight-buffered fiber installation
FSCMC6BL	62.5/125µm multimode simplex fiber optic connector for 900µm tight-buffered fiber installation - Black
FSCDMC6BL	62.5/125µm multimode duplex fiber optic connector for 900µm tight-buffered fiber installation - Black
FSCSCBU	Singlemode simplex fiber optic connector for 900µm tight-buffered fiber installation - Blue
FSCCLIP-L	SC duplex clip for duplexing two simplex PANDUIT SC multimode or singlemode connectors.

### ST OPTICAM® Fiber Optic Connectors - Pre-Polished Cam Terminations

TIA/EIA-604 FOCIS-2 compliant connectors. Exceed TIA/EIA-568-B.3 requirements. Quick installation. Factory pre-polished fiber endface eliminates time-consuming field polishing to reduce installation costs, labor, scrap and the number of tools required. Cam activated fiber and buffer clamp mechanisms provide superior fiber and buffer retention. No separate clamps, tools or steps are required to secure both the fiber and the buffer.



Part #	Description
FSTMCXAQ	10GIG™ 50/125µm multimode simplex fiber optic connector for 900µm tight-buffered fiber installation - Aqua
FSTMC6BL	62.5/125µm multimode simplex fiber optic connector for 900µm tight-buffered fiber installation - Black
FSTSCBU	Singlemode simplex fiber optic connector for 900µm tight-buffered fiber installation - Blue
FSTMC5BL	50/125µm multimode simplex fiber optic connector for 900µm tight-buffered fiber installation - Black



### MINI-COM® FJ® OPTI-CRIMP® Keyed Duplex Jack Modules

Pre-polished mechanical crimp termination eliminates polishing and adhesive. Includes mechanical network security. Mechanical keyed configurations prevent unintentional insertion into segregated network ports. Multimode duplex fiber optic jack module with phosphor bronze split sleeves. Non-optical disconnect maintains data transmission under tensile loads. Mechanical crimp cable retention. Modules and crimp tool allow visual verification of optimal continuity during crimp termination. RJ-45 small form factor duplex jack module. Module snaps into or out of all work area outlets. Each duplex jack module includes housing, cover, two ferrule assemblies with pre-polished fiber stubs, two crimp sleeves, one boot for 900µm buffered fiber, one boot for 3mm jacketed cable and one dust cap. Each has 1 module space. FOCIS-6 TIA/EIA-568-B.3 compliant connector.



Part #	Type	Color
FJJSMM5CWBL	62.5/125µm keyed (W)	Black
FJJSMM5CXRD	62.5/125µm keyed (X)	Red
FJJSMM5CYOR	62.5/125µm keyed (Y)	Orange
FJJSMM5CZYL	62.5/125µm keyed (Z)	Yellow
FJJSMM50CWBL	50/125µm keyed (W)	Black
FJJSMM50CXRD	50/125µm keyed (X)	Red
FJJSMM50CYOR	50/125µm keyed (Y)	Orange
FJJSMM50CZYL	50/125µm keyed (Z)	Yellow

### Replacement Ferrule Assemblies for FJ OPTI-CRIMP® Multimode Jack Modules

Eliminates the need to purchase complete FJ OPTI-CRIMP Jack Modules or FJ OPTI-CRIMP Keyed Jack Modules if necessary to re-terminate. Includes ten ferrule assemblies, crimp sleeves and dust caps. Dust caps are color-coded: clear for 62.5/125µm and orange for 50/125µm.

Part #	Type
FJJSMMFRL-X	62.5/125µm
FJJSMM50FRL-X	50/125µm

### SC OPTI-CRIMP® Multimode Fiber Optic Connectors

Pre-polished mechanical crimp termination eliminates polishing and adhesive. Non-optical disconnect maintains data transmission under tensile loads (jacketed cable only). Mechanical crimp cable retention. Connectors and crimp tool allow visual verification of optimal continuity during crimp termination. Each connector includes transparent inner housing assembly with pre-polished fiber stub, outer housing, crimp sleeve, one boot for 900µm tight-buffered fiber, one boot for 3mm jacketed cable and one dust cap. FOCIS-3 TIA/EIA-568-B.3 compliant connector.

Part #	Type	Color
FSCMMBL	62.5/125µm	Black
FSCMM50BL	50/125µm	Black

### MINI-COM® FJ® OPTI-CRIMP® Duplex Jack Modules

Pre-polished mechanical crimp termination eliminates polishing and adhesive. Multimode duplex fiber optic jack module with phosphor bronze split sleeves. Non-optical disconnect maintains data transmission under tensile loads. Mechanical crimp cable retention. Modules and crimp tool allow visual verification of optimal continuity during crimp termination. RJ-45 small form factor duplex jack module. Module snaps into or out of all work area outlets. Each duplex jack module includes housing, cover, two ferrule assemblies with pre-polished fiber stubs, two crimp sleeves, one boot for 900µm buffered fiber, one boot for 3mm jacketed cable and one dust cap. Each has 1 module space. FOCIS-6 TIA/EIA-568-B.3 compliant connector.



Part #	Type	Color
FJJSMM5CEI	62.5/125µm	Electric Ivory
FJJSMM50CEI	50/125µm	Electric Ivory

# Fiber Optics - Connectors



## ST OPTI-CRIMP® Multimode Fiber Optic Connectors

Pre-polished mechanical crimp termination eliminates polishing and adhesive. Mechanical crimp cable retention. Connectors and crimp tool allow visual verification of optimal continuity during crimp termination. Each connector includes connector body/ferrule assembly with pre-polished fiber stub, spring, bayonet, crimp sleeve, one boot for 900µm tight-buffered fiber, one boot for 3mm jacketed cable and one dust cap. FOCIS-3 TIA/EIA-568-B.3 compliant connector.



Part #	Type	Color
FSTMMBL	62.5/125µm	Black
FSTMM50BL	50/125µm	Black

## Replacement Ferrule Assemblies or FJ Field Polish Jack Modules and Plugs

Eliminates need to purchase complete FJ Field Polish Jack Modules or Plugs if necessary to re-terminate. Includes ten ferrule assemblies, crimp sleeves and dust caps. Plug ferrule housing molded in blue for singlemode and electric ivory for multimode per industry standard.



Part #	Description
FJEP9FRL-X	Replacement for singlemode FJ field polish duplex plug.
FJJ9FRL-X	Replacement for FJ field polish singlemode duplex jack module.
FJJFRL-X	Replacement for FJ field polish multimode duplex jack module - 62.5/125µm or 50/125µm fiber.

## FJ® Duplex Fiber Optic Plugs - Field Polish

RJ45 small form factor duplex plug. Non-optical disconnect maintains data transmissions under tensile loads. Includes housing, insert, two ferrule assemblies, two crimp sleeves, one boot for 3mm jacketed cable and two dust caps. FOCIS-6 TIA/EIA-568-B.3 compliant connector.



Part #	Description	Color
FJEPGM5CEI	FJ multimode duplex fiber optic plug - 62.5/125µm or 50/125µm fiber	Electric Ivory
FJEPGS9CBUY	FJ singlemode duplex fiber optic plug	Blue
FJGCCEI	Adapter to mate two FJ Duplex Fiber Optic Multimode or Singlemode Plugs	Electric Ivory

## Mini-Com® FJ® Duplex Jack Modules - Field Polish

FOCIS-6 TIA/EIA-568-B.3 compliant connector. RJ45 small form factor duplex jack module. Non-optical disconnect maintains data transmissions under tensile loads. Includes housing, cover, two ferrule assemblies, two crimp sleeves, one boot for 900µm buffered fiber, one boot for 3mm jacketed cable and one dust cap. One module space. For other colors, replace EI or BU with BL (Black), IW (Off White) or AW (Artic White). SPECIAL TOOLS REQUIRED.



Part #	Description	Color
FJJGM5CEI	FJ multimode duplex fiber optic jack module with phosphor bronze split sleeves - 62.5/125µm or 50/125µm fiber	Electric Ivory
FJJGS9CBU	FJ singlemode duplex fiber optic jack module with zirconia ceramic split sleeves	Blue

## ST Fiber Optic Connectors - Field Polish

Each connector includes metal connector body/ferrule assembly spring, metal bayonet, crimp sleeve, one boot for 900µm buffered fiber, one boot for 3mm jacketed cable and one dust cap. FOCIS-3 TIA/EIA-568-B.3 compatible connector.



Part #	Description	Color
FSTMABL	ST multimode fiber optic connector - 62.5/125µm or 50/125µm fiber	Black
FSTMARD	ST multimode fiber optic connector - 62.5/125µm or 50/125µm fiber	Red
FSTSABU	ST singlemode fiber optic connector	Blue

## SC Fiber Optic Connectors - Field Polish

Non-optical disconnect maintains data transmission under tensile loads (jacketed cable only). Free floating housing ensures complete latching. Pre-assembled inner housing. Each connector includes inner housing assembly, outer housing, crimp sleeve, one boot for 900µm buffered fiber, one boot for 3mm jacketed cable and one dust cap. FOCIS-3 TIA/EIA-568-B.3 compliant connector.



Part #	Description	Color
FSCMBL	SC multimode fiber optic connector - 62.5/125µm or 50/125µm fiber	Black
FSCMRD	SC multimode fiber optic connector - 62.5/125µm or 50/125µm fiber	Red
FSCSBU	SC singlemode fiber optic connector	Blue

## MINI-COM® FJ® Keyed Duplex Jack Modules - Field Polish

RJ45 small form factor duplex jack module. Multimode duplex fiber optic jack module with phosphor bronze split sleeves - 62.5/125µm or 50/125µm fiber. Non-optical disconnect maintains data transmission under tensile loads. Module snaps into or out of all telecommunications room products and work area outlets. Each duplex jack module includes housing, cover, two ferrule assemblies, two crimp sleeves, one boot for 900µm buffered fiber, one boot for 3mm jacketed cable and one dust cap. Mechanical keyed configurations prevent unintentional insertion into segregated network ports. Each has one module space. FOCIS-6 TIA/EIA-568-B.3 compliant connector.



Part #	Type	Color
FJJGM5CWBL	FJ keyed (W)	Black
FJJGM5CXRD	FJ keyed (X)	Red
FJJGM5CYOR	FJ keyed (Y)	Orange

## LC Duplex Fiber Optic Connectors - Field Polish

Non-optical disconnect maintains data transmission under tensile loads (jacketed cable only). Each duplex connector includes two connector body/ferrule assemblies, two crimp sleeves, two boots for 1.6mm or 2.0mm jacketed cable, two dust caps and one duplexing clip. FOCIS-10 TIA/EIA-568-B.3 compatible connector.



Part #	Type	Color
FLCDMEI	Multimode-62.5/125µm or 50/125µm	Electric Ivory
FLCDSBU	Singlemode	Blue

## LC Simplex Fiber Optic Connectors - Field Polish

Non-optical disconnect maintains data transmission under tensile loads (jacketed cable only). Each connector includes connector body/ferrule assembly, crimp sleeve, one boot for 900µm buffered fiber, one boot for 1.6mm or 2.0mm jacketed cable and one dust cap. FOCIS-10 TIA/EIA-568-B.3 compatible connector.



Part #	Type	Color
FLCSMEI	Multimode-62.5/125µm or 50/125µm	Electric Ivory
FLCSSBU	Singlemode	Blue



# Fiber Optics - Connectors



## FJ Keyed Duplex Fiber Optic Plugs - Field Polish

RJ45 small form factor duplex plug. Multimode duplex fiber optic plug – 62.5/125µm or 50/125µm fiber. Non-optical disconnect maintains data transmission under tensile loads.

Each duplex plug includes housing, insert, two ferrule assemblies, two crimp sleeves, one boot for 3mm jacketed cable and two dust caps. Mechanical keyed configurations prevent unintentional insertion into segregated network ports. FOCIS-6 TIA/EIA-568-B.3 compliant connector.



Part #	Type	Color
FJEPGM5CWBL	FJ keyed (W)	Black
FJEPGM5CXRD	FJ keyed (X)	Red
FJEPGM5CYOR	FJ keyed (Y)	Orange
FJEPGM5CZYL	FJ keyed (Z)	Yellow
FJEPGM5CQWH	FJ universal keyed (Q) - for universal use for testing purposes	White

## Fiber Optic Products Connectors



Part #	Description
NFO-3000	ST Multimode - 3.0mm With Boot - Simplex
NFO-3001	SC Multimode - 3.0mm With Boot - Simplex
NFO-3002	Duplex SC Multimode - 3.0mm With Boot
NFO-3003	MTRJ M/M connector 3.0 mm
NFO-3004	ST single mode connector with 125 mm boot
NFO-3005	SC single mode connector 125 mm boot

# Fiber Optics - Enclosures, Patch Panels, Adapters



## FiberExpress Bar

Consists of a custom length fiber cable with, at one end, a factory pre-terminated rugged mini patch panel and, at the other end, a factory installed multi-fiber MPO connector. The very compact fiber patch panel contains 6 or 12 factory-terminated and tested connectors in a variety of styles. The ruggedness of the FiberExpress Bar makes it an ideal candidate for disaster recovery, industrial applications and other fiber deployment in harsh environment.

Multimode FX300, 62.5µm	Multimode FX600, 50µm	Multimode FX2000, 50µm	Singlemode	Description
AX250001	AX250052	AX250459	AX250009	12 ST type, MPO (m), 1 m
AX250005	AX250054	AX250460	AX250011	6 SC duplex (12 fibers), MPO (m), 1 m
AX250178	AX250179	AX250461	AX250180	6 MT-RJ (12 fibers), MPO (m), 1 m
AX250539	AX250540	AX250541	AX250542	12 LC, MPO (m), 1 m

## Secure/Keyed LC System

Allows for physical segregation of network segments in secure fiber cabling infrastructures. Available with 6 different keying options, each carrying a different color to facilitate network administration. The keying detail inside the connector is totally tamper-proof and cannot be re-produced inside a standard LC connector to violate the network security. All products comply with the FOCIS 10 standard and optical performance exceeds all industry standards for SFF connectors.

## Secure/Keyed LC Optimax for 900µm Buffered Fiber Only

Multimode 62.5µm	Multimode 50µm	Description
AX102203	AX102197	K1, Red
AX102204	AX102198	K2, Green
AX102205	AX102199	K3, Yellow
AX102206	AX102200	K4, Black
AX102207	AX102201	K5, Orange
AX102208	AX102202	K6, Blue

## MPO Cable Assembly

Multi-fiber cables using single MPO connectors 6, 8 and 12-fiber that are used to interconnect pre-terminated devices. Depending on the application, MPO Cable Assemblies (FOMC) can use Ribbon Cables, or Loose Tube cables. Available in lengths of up to 500 meters with a pulling-eye for ease of deployment. MPO cable assembly, FOMC, MPO(F)-MPO(F), 1 pulling eye, OFNP.

Multimode FX300, 62.5µm	Multimode FX600, 50µm	Multimode FX2000, 50µm	Singlemode	Description
AX250021	AX250345	AX250457	AX250224	12 fibers, 10 m (33 ft.)
AX250105	AX250376	AX250412	AX250106	12 fibers, 20 m (66 ft.)
AX250349	AX250065	AX250387	AX250071	12 fibers, 50 m (164 ft.)
AX250060	AX250066	AX250413	AX250072	12 fibers, 75 m (246 ft.)
AX250061	AX250067	AX250458	AX250073	12 fibers, 100 m (328 ft.)

## Secured/Keyed LC Adapter Module

Can be used in all mounting hardware for workstation area, Consolidation Point or Telecom Room applications.

Gray Holder	Almond Holder	White Holder	Black Holder	Description
AX102089	AX102095	AX102101	AX102107	K1, Red
AX102090	AX102096	AX102102	AX102108	K2, Green
AX102091	AX102097	AX102103	AX102109	K3, Yellow
AX102092	AX102098	AX102104	AX102110	K4, Black
AX102093	AX102099	AX102105	AX102111	K5, Orange
AX102094	AX102100	AX102106	AX102112	K6, Blue



# Fiber Optics - Enclosures, Patch Panels, Adapters



## Secure/Keyed LC System (cont.)

### Secure/Keyed LC FiberExpress Adapter Strip

Can be used in all mounting hardware for workstation area, Consolidation Point or Telecom Room applications.

Part #	Description
AX102119	K1, Red, 12 fibers
AX102120	K2, Green, 12 fibers
AX102121	K3, Yellow, 12 fibers
AX102122	K4, Black, 12 fibers
AX102123	K5, Orange, 12 fibers
AX102124	K6, Blue, 12 fibers
AX102125	K1, Red, 24 fibers
AX102126	K2, Green, 24 fibers
AX102127	K3, Yellow, 24 fibers
AX102128	K4, Black, 24 fibers
AX102129	K5, Orange, 24 fibers
AX102130	K6, Blue, 24 fibers

### Secure/Keyed LC FiberExpress Manager Module

Can be used in 19 and 23 inch FiberExpress Manager Shelves to provide a high-density management system of up to 1920 terminated fibers per rack.

12 Fibers	24 Fibers	Description
AX102113	AX102310	K1, Red, 12 fibers
AX102114	AX102311	K2, Green, 12 fibers
AX102115	AX102312	K3, Yellow, 12 fibers
AX102116	AX102313	K4, Black, 12 fibers
AX102117	AX102314	K5, Orange, 12 fibers
AX102118	AX102315	K6, Blue, 12 fibers

### FiberExpress Manager Shelf

FiberExpress modules are rack-mounted using FiberExpress Manager Shelves. The shelves provide the total system with extra high connection density while facilitating cable routing and patch cord management. For 19 or 23 in racks. 19 in. shelf hold up to 12 modules. 23 in. shelf holds up to 16 modules.

Part #	Description
AX100934	Gray, 23 in. 10.9 Kg (24 lbs.)
AX100935	Black, 23 in. 10.9 Kg (24 lbs.)
AX101084	Gray, 19 in. 8.2 Kg (18 lbs.)
AX101085	Black, 19 in. 8.2 Kg (18 lbs.)

### FiberExpress Manager 1U

Compact assembly designed for interconnection or splicing of optical fiber cables, using up to three FiberExpress Manager Modules. Low-profile design minimizes rack space to only 45 mm (1.75 in.).

Part #	Description
AX101943	Rack Mount Patch Panel, Black, 19 in. 5 Kg (11 lbs.)
AX101944	Rack Mount Patch Panel, Gray, 19 in. 5 Kg (11 lbs.)
AX102032	Cable Management Accessory, Black, 19 in. 5 Kg (11 lbs.)
AX102033	Cable Management Accessory, Gray, 19 in. 5 Kg (11 lbs.)

## Rack Mount Fiber Enclosure

The ideal direct termination and splice solution of LAN applications capable of supporting up to 192 fibers.

While offering easy-to-use front slide-out trays for easy access to connections, enclosures are equipped with cable management and cable routing accessories to limit bend radius and add strain relief control. Easily fits into 19" or 23" racks. Removable front and rear access lids. Tinted plexiglass window (2U, 3U and 4U). Wire management rings. Support post for splice trays. Lanced tabs to support incoming jacketed fiber.



Part #	Description	Dimensions H x W x D inches
FERM18S	18/24 Unloaded - Accepts 3 adapter panels & 1 FERMST, 1U	1.75 x 17 x 12.14
FERM36S	36/48 Unloaded - Accepts 6 adapter panels & 2 FERMST, 2U	3.5 x 17 x 12.14
FERM54S	54/72 Unloaded - Accepts 9 adapter panels & 3 FERMST, 3U	5.25 x 17 x 12.14
FERM72S	72/96/144 Unloaded - Accepts 12 adapter panels & 4 FERMST, 4U	7.0 x 17x 12.14

## Wall Mount Fiber Enclosure

Termination solution for LAN applications requiring fully enclosed and lockable wall mount enclosures. Designed to support up to two or four modular adapter panels, these rugged wall mount units are equipped with cable management modules and cable routing accessories to limit bend radius and add strain relief control. The 12/16 port wall mount enclosures are equipped with a knockout hole in the door for the option of adding a lock. This allows private portions of the network to be secured. The 12 port is capable of using one lock and the 24 port is capable of two locks.



Part #	Description	Dimensions inches H x W x D
FEWM12	12/16 Wall Mount Fiber Enclosure - unloaded	12.5 x 9.3 x 3.7
FEWM24	24/32 Wall Mount Fiber Enclosure - unloaded	15.5 x 11.1 x 3.7

## Adapter Panels

In order to customize wall mount or rack mount fiber optic enclosures, HellermannTyton offers several styles of panels. All modular adapter panels are assembled with industry standard adapters. The multimode/single-mode adapters utilize high performance zirconia ceramic and phosphorous-bronze split sleeve inserts for minimal insertion loss contribution. Package quantity is one.



Part #	Description
FAPB	Modular Adapter - blank
FAP6MMST	Modular Adapter Panel Loaded with 6 ST MM/SM adapters
FAP6SMMSC	Modular Adapter Panel Loaded with 6 Simplex SC MM/SM Adapters
FAP3DMMSC	Modular Adapter Panel Loaded with 3 Duplex SC MM/SM adapters
FAP6DMMSC	Modular Adapter Panel Loaded with 6 Duplex SC MM/SM adapters
FAP6DMLLC	Modular Adapter Panel Loaded with 6 Duplex LC MM/SM Adapters
FAP6MTRJ	Modular Adapter Panel Loaded with 6 MTRJ Adapters
FAP8SMMST	Modular Adapter Panel Loaded with 8 Simplex ST MM/SM Adapters
FAP8DMLLC	Modular Adapter Panel Loaded with 8 Duplex LC MM/SM Adapters







# Fiber Optics - Enclosures, Patch Panels, Adapters



## OPTX® 1000 Wall-Mount Fiber Optic Enclosures

Available in three sizes: small (8.0", up to two adapter plates), medium (14.0", up to four adapter plates), and large (17", up to twelve adapter plates). Enclosures support a variety of adapters and store three meters of 900 micron fiber per adapter. L-shaped doors provide maximum access and come with a number of options. Wall-mount enclosures include grounding/strain relief, grommets, labels and fiber management rings.



Part #	Description
5W110-00N	Small, Empty with solid metal door, no lock, holds no splice trays
5W120-00N	Small, Empty with split metal door and one lock/key, holds no splice trays
5W170-00N	Small, Empty with solid metal door and lock/key, holds no splice tray
5W310-00N	Medium, Empty with solid metal door, no lock, holds 6 splice trays
5W320-00N	Medium, Empty with split metal door and one lock/key, holds 6 splice trays
5W370-00N	Medium, Empty with solid metal door and one lock/key, holds 6 splice trays
5W710-00N	Large, Empty with solid metal door, no lock, holds 6 splice trays
5W720-00N	Large, Empty with split metal door and one lock/key, holds 6 splice trays
5W770-00N	Large, Empty with solid metal door and lock/key, holds 6 splice trays

## OPT-X® 1000 3RU and 6RU Rack-Mount Fiber Optic Enclosures


Supports a variety of adapters and mounts on 19" and 23" frames. The 6RU enclosure holds up to 24 adapter plates, and includes 16 blank plastic plates to fill unused space. The 3RU enclosure holds up to 12 adapter plates and includes 8 blank plates. Tilt-up rear door provides unobstructed access to adapters and adapter plates. Metal or smoked polycarbonate front doors drop down flat to act as a workshelf or can be removed. Rack-mount enclosures include: grounding/strain relief, grommets, labels, blank plastic plates and the appropriate number of fiber management rings.



Part #	Description
5R730-00N	3RU, Empty with metal door, no lock
5R740-00N	3RU, Empty with metal door and one lock/key
5R760-00N	3RU, Empty with smoked polycarbonate door, no lock
5R930-00N	6RU, Empty with metal door, no lock
5R940-00N	6RU, Empty with metal door one lock/key
5R960-00N	6RU, Empty with smoked polycarbonate door, no lock

## Fiber Optic Mounting Plates and Adapters

Fiber mounting plates fit neatly into any fiber housing and are available pre-configured with single ST, duplex SC, MT-RJ fiber optic adapters or unloaded. A blank metal mounting plate is also available. Loaded includes the specified coupling installed. Unloaded is punched for but not including the specified couplings.



Part #	Description
5F100-012	Unloaded MT-RJ Mounting Plate, 12-Pack
5F100-0MT	Unloaded MT-RJ Mounting Plate, 6-Pack
5F100-0SC	Unloaded Pre-punched Duplex SC Mounting Plate, 6-Pack
5F100-0ST	Unloaded Pre-punched ST/FC Mounting Plate, 6-Pack
5F100-12M	Loaded MT-RJ Mounting Plate, 12-Pack
5F100-1PF	Loaded SM/MM FC Mounting Plate, 6-Pack, Phosphor-Bronze Sleeve
5F100-1ST	Loaded SM/MM ST Mounting Plate, 6-Pack, Phosphor-Bronze Sleeve
5F100-3BC	Loaded Duplex SM/MM SC Mounting Plate, 3-Pack, Phosphor-Bronze Sleeve, Beige



## Fiber Optic Mounting Plates and Adapters (cont.)

Part #	Description
5F100-3CE	Unloaded Pre-punched Duplex SC Mounting Plate, 3-Pack
5F100-3SC	Loaded Duplex SM/MM SC Mounting Plate, 3-Pack, Phosphor-Bronze Sleeve, Blue
5F100-3ZC	Loaded Duplex SM/MM SC Mounting Plate, 3-Pack, Zirconia Ceramic Sleeve, Blue
5F100-6BC	Loaded Duplex SM/MM SC Mounting Plate, 6-Pack, Phosphor-Bronze Sleeve, Beige
5F100-6MC	Loaded MT-RJ Mounting Plate, 6-Pack
5F100-6QP	QuickPort® Snap-In Connector adapter bulkhead, (Connectors sold separately)
5F100-6ZC	Loaded Duplex SM/MM SC Mounting Plate, 6-Pack, Zirconia Ceramic Sleeve, Blue
5F100-6ZF	Loaded SM/MM FC Mounting Plate, 8-Pack, Zirconia Ceramic Sleeve
5F100-6ZT	Loaded SM/MM ST Mounting Plate, 6-Pack, Zirconia Ceramic Sleeve
5F100-8FC	Loaded SM/MM FC Mounting Plate, 8-Pack, Phosphor-Bronze Sleeve
5F100-8ST	Loaded SM/MM ST Mounting Plate, 8-Pack, Phosphor-Bronze Sleeve
5F100-8ZT	Loaded SM/MM ST Mounting Plate, 8-Pack, Zirconia Ceramic Sleeve
5F100-BLK	Blank Metal Mounting Plate
5F100-BPP	Blank Plastic Mounting Plate
5F100-CSC	Loaded Duplex SM/MM SC Mounting Plate, 6-Pack, Phosphor-Bronze Sleeve, Blue
5F100-NST	Unloaded Pre-punched ST/FC Mounting Plate, 8-Pack



## OPTICOM® Rack Mount Enclosures

Can be mounted to any standard EIA 19" or 23" rack or cabinet. Include fiber optic cable routing accessory kit and label. Top, bottom, and side cable entry. Accept OPTICOM® Fiber Adapter Panels.



Part #	Description
FRME1	Accepts up to (3) FAP or FMP adapter panels. Support up to (24) ST", (36) SC or (36) FJ fiber optic terminations. Includes a slide out/tilt down drawer for easy access. Dimensions 1.74"H x 11.65"D x 19.0"W (44.2mm x 292.1mm x 482.6mm).
FRME2	Accepts up to (6) FAP or FMP adapter panels. Support up to (48) ST", (72) SC or (72) FJ fiber optic terminations. Includes a slide out/tilt down drawer for easy access. Dimensions 3.45"H x 11.65"D x 19.0"W (87.6mm x 295.9mm x 482.6mm).
FRME3	Accepts up to (9) FAP or FMP adapter panels. Support up to (72) ST", (108) SC or (108) FJ fiber optic terminations. Includes a slide out/tilt down drawer for easy access. Dimensions 5.23"H x 11.65"D x 19.0"W (132.8mm x 295.1mm x 482.6mm).
FRME4	Accepts up to (12) FAP or FMP adapter panels. (1) splice tray holder (FST24H3) and (3) splice trays (FST24). Support up to (96) ST", (144) SC or (144) FJ fiber optic terminations. Includes a slide out/tilt down drawer for easy access. Dimensions 6.9"H x 11.65"D x 19.0"W (175.3mm x 295.9mm x 482.6mm)

## OPTICOM® Wall Mount Enclosures

Includes fiber optic cable routing accessory kit and label. Separate doors for service and users sides with optional keyed locks for added security. Accept OPTICOM® Fiber Adapter Panels. Compact design allows installation in tight areas. Standard package quantity is one.



Part #	Description
FWME2	Accepts up to (2) FAP or FMP panels, (1) splice tray holder (FSTHS) and (2) splice trays (FSTK). Supports up to (16) ST", (24) SC or (24) FJ® fiber optic terminations. Dimensions 12.00"H x 10.18"W x 2.32"D (304.8mm x 258.6mm x 58.9mm).



# Fiber Optics - Enclosures, Patch Panels, Adapters



## OPTICOM® Wall Mount Enclosures (cont.)

Part #	Description
FWME4	Accepts up to (4) FAP or FMP panels, (1) splice tray holder (FSTHS) and (4) splice trays (FSTK). Supports up to (32) ST <sup>™</sup> , (48) SC or (48) FJ fiber optic terminations. Dimensions 16.11"H x 12.25"W x 3.52"D (409.2mm x 311.2mm x 89.4mm).
FWME6	Accepts up to (8) FAP or FMP panels, (2) splice tray holder (FSTHS) and (8) splice trays (FSTK). Supports up to (64) ST <sup>™</sup> , (96) SC or (96) FJ fiber optic terminations. Dimensions 16.11"H x 20.25"W x 3.52"D (409.2mm x 514.2mm x 89.4mm).

## OPTICOM® Fiber Optic Rack Mount Splice Enclosures

Enclosures are black. One rack space = 1.75" (44.45mm).



Part #	Description	No. of Rack Spaces
FRME144SBL	144 Fiber Optic Enclosure	4
FRME72SBL	72 Fiber Optic Enclosure	2

## OPTICOM® Trays

Removable rear tray cover provides easy access to splices and cable storage. Side and rear cable entry. Can be mounted to standard EIA 19" rack or cabinet. Include fiber optic cable routing accessory kit.



Part #	Description	No. of Rack Spaces
FMT1	Mounts behind modular patch panels such as CFAPPBL and accepts up to (1) splice tray holder (FSTHE) and (2) splice trays (FST6). Dimensions 1.75"H x 11.16"D x 19.0"W (44.9mm x 283.4mm x 482.6mm)	1
FMT2	Mounts behind modular patch panels such as CFAPPBL2 and accepts up to (1) splice tray holder (FSTHE) AND (4) splice trays (FST6). Dimensions 3.48"H X 11.16"D X 19.0"W (88.29MM X 283.36MM X 482.60MM)	2

## Fiber Adapter Patch Panels

Can be mounted to any standard EIA 19" rack or cabinet. Mount to OPTICOM® Trays. CFAPPBL1 accepts up to 4 and CFAPPBL2 accepts up to 8 FAP or FMP OPTICOM® Fiber Adapter Panels.

\*One rack space equals 1.75" (44.45mm). Product color is black.



Part #	Dimensions	No. of Rack Spaces*
CFAPPBL1	1.72"H x 19"W (43mm x 482mm)	1
CFAPPBL2	3.47"H x 19"W (88mm x 482mm)	2

## LC Sr./Jr. Fiber Optic Adapters

Mini duplex adapter design fits into simplex SC adapter opening. Sr./Jr. (Senior/Junior) adapters have a FOCIS-10 senior adapter interface at one end and a FOCIS-10 Junior adapter interface at the other end. Both ends accept all FOCIS-10 compatible LC connectors. Junior end also accepts fixed ferrule LC connectors. Accommodates tighter applications (inside wall); allowing easier access to 900µm buffer terminated LC connectors. Choice of phosphor bronze or zirconia ceramic split sleeves to fit specific network requirements; zirconia ceramic split sleeves are required for singlemode performance. LC Simplex and Duplex Adapters are also available in patch panels or fiber adapter panels. LC Duplex Adapters are also available in Mini-Com modules. FOCIS-10 TIA/EIA-568-B.3 compatible adapter. 50 per pkg.



Part #	Description	Adapter Color
FASJLCZBU-L	LC Sr./Jr. simplex singlemode fiber optic adapter with zirconia ceramic split sleeve	Blue
FADJLCEI-L	Mini duplex multimode fiber optic adapter with phosphor bronze split sleeves	Electric Ivory



## LC Sr./Jr. Fiber Optic Adapters (cont.)

Part #	Description	Adapter Color
FADJLCZBU-L	Mini duplex singlemode fiber optic adapter with zirconia ceramic split sleeves	Blue

## LC Sr./Sr. Fiber Optic Adapters

Mini duplex adapter design fits into simplex SC adapter opening. Sr./Sr. (Senior/Senior) adapters have a FOCIS-10 senior adapter interface at each end. Accepts all FOCIS-10 compatible LC connectors. Choice of phosphor bronze or zirconia ceramic split sleeves to fit specific network requirements; zirconia ceramic split sleeves are required for singlemode performance. LC Simplex and Duplex Adapters are also available in patch panels or fiber adapter panels to provide a complete LC system solution. LC Duplex Adapters are also available in Mini-Com® modules. FOCIS-10 TIA/EIA-568-B.3 compatible adapter. 50 per pkg.



Part #	Description	Adapter Color
FADSLCEI-L	Mini duplex multimode fiber optic adapter with phosphor bronze split sleeves	Electric Ivory
FADSLCZBU-L	Mini duplex singlemode fiber optic adapter with zirconia ceramic split sleeves	Blue
FASSLCZBU-L	Simplex singlemode fiber optic adapter with zirconia ceramic split sleeve	Blue

## SC Fiber Optic Adapters

Integrated retention clip automatically adjusts for FOCIS-3 compliant panel thickness variations, creating a snug fit to reduce rattles. Improved protective cap fully surrounds split sleeve opening. Adapters can be used with multimode or singlemode connectors and patch cords. Choice of phosphor bronze or zirconia ceramic split sleeves to fit specific network requirements; zirconia ceramic split sleeves are recommended for singlemode performance. Short flange design for improved modularity and higher density usage. Q.C. number and split sleeve material laser marked on every adapter. SC Simplex and Duplex Adapters are also available in Mini-Com® modules, and in patch panels of fiber adapter panels to provide a complete SC system solution. 50 per pkg.



Part #	Description	Adapter Color
FADSCEI-L	SC duplex fiber optic adapter with phosphor bronze split sleeves	Electric Ivory
FADSCZBU-L	SC duplex fiber optic adapter with zirconia ceramic split sleeves	Blue
FASSCEI-L	SC simplex fiber optic adapter with phosphor bronze split sleeves	Electric Ivory
FASSCZBU-L	SC simplex fiber optic adapter with zirconia ceramic split sleeves	Blue

## MINI-COM® FC Fiber Optic Adapter Modules

Compatible with MINI-COM® products. Can be used with multimode or singlemode connectors and patch cords. Choice of phosphor bronze or zirconia ceramic split sleeves to fit specific network requirements; zirconia ceramic split sleeves are required for singlemode performance. MINI-COM® FC Simplex Adapter modules are commonly used with MINI-COM® Patch Panels. FC Simplex Adapters are also available in patch panels or fiber adapter panels. For other colors replace suffix EI (Electric Ivory) with BL (Black), BU (Blue), IW (Off White), or WH (White). Each part has one module space.



Part #	Description	Module Color
CMFCEI	FC multimode fiber optic adapter module with phosphor bronze split sleeve	Electric Ivory
CMFCZBU	FC singlemode fiber optic adapter module with zirconia ceramic split sleeve	Blue

# Fiber Optics - Enclosures, Patch Panels, Adapters



## MINI-COM® LC Sr./Jr. Fiber Optic Adapter Modules

Mini duplex adapter design fits into single module space. Compatible with MINI-COM® products. Sr./Jr. (Senior/Junior) adapter modules have a FOCIS-10 junior adapter interface at each end. Junior end also accepts fixed ferrule LC connectors. Accommodates tighter applications (inside wall); allowing easier access to 900µm buffer terminated LC connectors. Choice of phosphor bronze or zirconia ceramic split sleeves to fit specific network requirements; zirconia ceramic split sleeves are required for singlemode performance. For other colors, replace suffix EI (Electric Ivory) or BU (Blue) with BL (Black), IW (Off White), or AW (Artic White).



Part #	Description	Module Color
CMDJLCEI	LC Sr./Jr. mini duplex multimode fiber optic adapter module with phosphor bronze split sleeves	Electric Ivory
CMDJLCZBU	LC Sr./Jr. mini duplex multimode fiber optic adapter module with zirconia ceramic split sleeves	Blue

## MINI-COM® LC Sr./Sr. Fiber Optic Adapter Modules

Mini duplex adapter design fits into single module space. Compatible with MINI-COM products. Sr./Sr. (Senior/Senior) adapter modules have a FOCIS-10 senior adapter interface at each end. Accepts all FOCIS-10 compatible LC connectors. Choice of phosphor bronze or zirconia ceramic split sleeves to fit specific network requirements; zirconia ceramic split sleeves are required for singlemode performance. For other colors, replace suffix EI (Electric Ivory) or BU (Blue) with BL (Black), IW (Off White), or AW (Artic White).



Part #	Description	Module Color
CMDSLCEI	LC Sr./Sr. mini duplex multimode fiber optic adapter module with phosphor bronze split sleeves	Electric Ivory
CMDSLCZBU	LC Sr./Sr. mini duplex multimode fiber optic adapter module with zirconia ceramic split sleeves	Blue

## MINI-COM® SC Fiber Optic Adapter Modules

Compatible with MINI-COM® products. Improved protective cap fully surrounds split sleeve opening. Can be used with multimode or singlemode connectors and patch cords. Choice of phosphor bronze or zirconia ceramic split sleeves to fit specific network requirements; zirconia ceramic split sleeves are recommended for singlemode performance. Q.C. number and split sleeve material laser marked on every adapter. For other colors, replace suffix EI (Electric Ivory) or BU (Blue) with BL (Black), IW (Off White), or AW (Artic White).



Part #	Description	No. of Module Spaces	Module Color
CMDEISCEI	SC duplex fiber optic adapter module with phosphor bronze split sleeves	2	Electric Ivory
CMDBUSCZBU	SC duplex fiber optic adapter module with zirconia ceramic split sleeves	2	Blue
CMSEISCEI	SC simplex fiber optic adapter module with phosphor bronze split sleeve	1	Electric Ivory
CMSBUSCZBU	SC simplex fiber optic adapter module with zirconia ceramic split sleeve	1	Blue



## MINI-COM® MT-RJ Multimode Duplex Fiber Optic Adapter Modules

Compatible with MINI-COM® products. Can be used with multimode connectors and patch cords. Color is Electric Ivory. For other colors replace suffix EI (Electric Ivory) with BL (Black), BU (Blue), IW (Off White), or W (White). One module space.



Part # CMMJEI

## MINI-COM® ST Fiber Optic Adapter Modules

FOCIS-2 TIA/EIA-568-B.3 compatible adapter. Compatible with MINI-COM® products for complete modularity. Can be used with multimode or singlemode connectors and patch cords. Choice of phosphor bronze or zirconia ceramic split sleeves to fit specific network requirements; zirconia ceramic split sleeves are required for singlemode performance. Number of module spaces is one.



Part #	Description	Module Color
CMSTEI	Module supplied with one ST multimode fiber optic adapter with phosphor bronze split sleeve	Electric Ivory
CMSTZBU	Module supplied with one ST singlemode fiber optic adapter with zirconia ceramic split sleeve	Blue

## OPTICOM® Fiber Adapter Panels

Snap quickly into the front of all OPTICOM® Fiber Optic Enclosures.

### Blank Fiber Adapter Panel

Blank adapter panel - reserves space for future use.



Part # FAPB

### Duplex SC Fiber Adapter Panels



Part #	Description
FAP3WEIDSC	Loaded with 3 electric ivory SC duplex adapters with phosphor bronze split sleeves
FAP3WBUDSCZ	Loaded with 3 blue SC duplex adapters with ceramic split sleeves

### MT-RJ Fiber Adapter Panels

Loaded with 6 electric ivory MT-RJ adapters.



Part # FMP6WMTRJ

### Simplex ST Fiber Adapter Panels



Part #	Description
FAP6WST	Loaded with (6) ST adapters with phosphor bronze split sleeves.
FAP6WSTZ	Loaded with 6 ST adapters with ceramic split sleeves

### 6 Port Multi-Media Panel

Panel accepts up to 6 OPTI-JACK Fiber Optic Connector Modules or MINI-COM® Connector Modules for Fiber Optic UTP SCTP and Coax applications.

Part # FMP6



# Fiber Optics - Enclosures, Patch Panels, Adapters



## OPTICOM® Drawers

Drawer slides out for easy front access. Accept OPTICOM® Fiber Adapter Panels. Rear Tray capacity for splice tray installation. Can be mounted to EIA 19" rack or cabinet. Removable rear tray cover provides easy access to splices and cable storage. Include fiber optic cable routing accessory kit. Patented front bend radius control clips. Side and rear cable entry.



Part #	Description	No. of Rack Spaces
FMD1	Slide out drawer accepts up to 4 FAP or FMP Adapter Panels, 1 splice tray holder & 2 splice trays. Supports up to 32 ST*, 48 SC or 48 FJ® fiber optic terminations. 1.75"Hx19.85"Wx15.33"D	1
FMD2	Slide out drawer accepts up to 8 FAP or FMP Adapter Panels, 1 splice tray holder and 4 splice trays. Supports up to 64 ST*, 96 SC, or 96 FJ fiber optic terminations. 3.48"H x 19.85"W x 15.40"D	2

## Multi-Media Adapter Bracket

Provides a mounting point for mounting plates. Supports any combination of two 6-pack mounting plates, which accommodate SC, ST, FC, MT-RJ, BNC, F and all QuickPort connectors. Mounting plates with BNC and F-connector adapters available for easy video connection.



Part # 47612-MMA



## Fiber Optic Products Enclosures

Cost-effective enclosure designs to connect and manage 12 to 24 fiber connections. Compact in design and allows for ease of access to fiber connections.

### Wall Mount Enclosures

12 Port enclosures include 2 dummy panels, 2 adapter panels unloaded, 1 splice tray and 2 sets of full moon cable rings, wire management knockouts and locking door. 24 Port enclosures include 4 adapter panels unloaded, 2 splice trays and 2 full sets of cable full moon cable rings.

Part #	Description
NFO-2000	12 Port ST Enclosure
NFO-2001	12 Port SC Enclosure
NFO-2003	24 Port ST Enclosure
NFO-2004	24 Port SC Enclosure

### Rack-Mount Enclosures

12 Port enclosures include 2 adapter panels unloaded, 1 splice tray and 2 sets of full moon cable rings. 24 Port enclosures include solid mounting tray for inserts, 2 splice trays and 2 sets of full moon cable rings.

Part #	Description
NFO-2006	12 Port 2 RMS ST Enclosure
NFO-2007	12 Port 2 RMS SC Enclosure
NFO-2009	24 Port 2 RMS ST Enclosure
NFO-2010	24 Port 2 RMS SC Enclosure

## Fiber Optic Products Adapters



Part #	Description
NFO-3006	MTRJ M/M coupler
NFO-3007	LC duplex coupler
NFO-3008	Keystone jack coupler for MTRJ
NFO-3021	ST Simplex Multimode Feed-Thru Phosphorous Bronze Sleeve
NFO-3022	ST Duplex Multimode Feed-Thru Phosphorous Bronze Sleeve
NFO-3023	Sc Simplex Multimode Feed-Thru Phosphorous Bronze Sleeve
NFO-3024	SC Duplex Multimode Feed-Thru Phosphorous Bronze Sleeve
NFO-3025	ST to SC Multimode Feed-Thru Phosphorous Bronze Sleeve

## Fiber Optic Products Panels and Splice Trays

Fiber trays allow for protection to all cables.



Part #	Description
NFO-1006	Splice tray holds 6 fibers
NFO-2012	ST 6 port unloaded panel insert
NFO-2013	ST 2x3 port dual unloaded panel
NFO-2014	SC 6 port unloaded panel insert
NFO-2015	ST 6 port loaded panel insert
NFO-2016	ST 2x3 port dual loaded panel
NFO-2017	SC 6 Port loaded panel insert
NFO-2018	SC 2x3 port dual loaded panel

## Fiber Optic Enclosures & Accessories

Part #	Description
NFO-5000	Rack mount - drawer only - manually telescopic - black
NFO-5002	2 Slot tray for rack mount drawer - includes complete set of splice trays - up to 12 ports - black
NFO-5003	3 Slot tray for rack mount drawer - includes complete set of splice trays - up to 18 ports - black
NFO-5024	24 Port ST/FC unloaded rack mount single set tray and drawer - includes complete set of splice trays - black
NFO-5124	48 Port rack mount dual SC tray and drawer - includes complete set of splice trays - black
NFO-5224	24 Port SC unloaded rack mount single set tray and drawer - includes complete set of splice trays - black
NFO-5216	16 Port rack mount single MTRJ tray and drawer - includes complete set of splice trays - black
NFO-6108	Wall mount fiber box for 8 ST adapter - lockable front door - includes complete set of splice trays - unloaded - black
NFO-6116	Wall mount fiber box for 16 ST adapter - lockable front door - includes complete set of splice trays - black
NFO-6308	Wall mount fiber box for 8 SC adapters - lockable front door - includes complete set of splice trays - unloaded - black
NFO-4002	Wall mount fiber box for 2 adapter panels - center opening locking doors - include complete set of splice trays - black
NFO-4003	Wall mount fiber box for 3 adapter panels - center opening locking doors - include complete set of splice trays - black
NFO-4004	Wall mount fiber box for 4 adapter panels - doors - complete set of splice trays - black
NFO-5012	6 ST adapter panels - unloaded
NFO-5014	4 Duplex ST/SC, ST/ST, SC/SC adapter panels - unloaded
NFO-5013	6 SC adapter panels - unloaded
NFO-5016	6 MTRJ adapter panels - unloaded
NFO-5015	6 FC adapter panels - unloaded
NFO-5011	Blank slot filler panel
NFO-5006	12 Splice tray for rack mount drawers or wall box
NFO-5007	Full moon D rings for rack mount drawer or wall box

# Fiber Optics - Enclosures, Patch Panels, Adapters



## 12-Module Rack Mount Fiber Optic Products Enclosure

12-Module Fiber Optic Products enclosure contains all the features of the two-rack space model, but with additional capacity to manage fiber counts up to 144. Cable entry/exit feature utilizes a flexible grommet seal, which is cut at time of installation to accommodate the desired cable diameters for entry and exit points. These grommets provide a dust and debris barrier during and after installation.



Part #	Description
FST-12A	12-Fiber Aluminum Splice Tray
FST-24A	24-Fiber Aluminum Splice Tray
UFE12-B	7.00 x 19.0 x 13.0

## Wall Mount Fiber Optic Enclosures

Enclosures manage, protect and organize fiber optic terminations for single and multi-mode fiber optic cables. Enclosures accept Signamax modules to accommodate a variety of connector interfaces and fiber counts. Enclosures and connector modules are ordered separately. Standard color is black. For beige, substitute "BE" for "B" in part number.



Part #	Description	Dimensions inches (H x W x D)
WFE2-B	2-Module Enclosure	9 x 10 x 3.50
WFE4-B	4-Module Enclosure	15 x 12 x 3.50

## Slide-Out Rack Mount Fiber Optic Enclosures

Provides a simple, high-density solution for easy access and management of fiber optic terminations in a one-rack spaces design. Accommodates up to 24 fibers in ST, SC, MTRJ and LC connector interfaces. Equipped with slack-fiber storage spools, and comes complete with a number of cable management devices for organizing cables entering and exiting the panel.



Part #	Description	Dimensions (HxWxD) in.
SL2M-B	2-Module (12 to 24 Fibers) Enclosure	1.75 x 19.0 x 14.0
FST-2M-B	12 Fiber Splice Tray	-

## 4- and 6-Module Rack Mount Fiber Optic Enclosure

The four-rack space fiber optic enclosure contains all of the features of the two-rack space model, but with additional capacity to manage fiber counts up to 144. Cable entry/exit feature utilizes a flexible grommet seal, which is cut at time of installation to accommodate the desired cable diameters for entry and exit points. These grommets provide a dust and debris barrier during and after installation. All Signamax connector interface modules can be utilized in the four-rack space enclosure.




Part #	Description	Dimensions (HxWxD) in.
UFE4-B	4-Module	3.50 x 19.0 x 13.0
UFE6-B	6-Module	5.25 x 19.0 x 13.0

## Multimedia Panels

### 12-Port Multimedia Mini Wall Mount Panels

12-Port Multimedia Mini Wall Mount Panels are available pre-configured with Category 5e feed-thru or BNC feed-thru connectors. Panels can be provided with an 89D bracket for mounting or in a hinged version for easy access to the back of the panels.



Part #	Description
12M(CT)-FT	Panel with 89D Bracket
12MH(CT)-FT	Multimedia Hinged Panel



## Multimedia Panels (cont.)

### Multimedia Patch Panels

Multimedia panels are available pre-configured with F-Type or BNC feed-thru connectors. The female/female F-Type 75 ohm connectors are rated for 1 GHz performance. The BNC panels are provided female/female BNC feed-thru connectors.

Part #	Ports	Description
12(CT)-FT	12-Port	1
16(CT)-FT	16-Port	1
24(CT)-FT	24-Port	2
32(CT)-FT	32-Port	2
48(CT)-FT	48-Port	3

### Fiber Optic Connector Modules

Fiber optic connector interface plates for ST, SC, MT-RJ or LC coupling types. Connector modules are available in 6, 8 and 12 port configurations for fiber counts of up to 12 per connector module. ST, SC and LC connector plates can be provided with universal adapters suitable for both multimode and singlemode applications. A singlemode only version is available with adapters with zirconia ceramic sleeves. Module plates can be ordered with or without fiber couplings.



### LC Connector Modules

Multimode/Singlemode connectors use phosphor bronze sleeve. Singlemode connectors use zirconia ceramic sleeve.

Part #	Description
UFE-B-06LC	6-Port (12 Fiber) LC SM/MM Module, Phosphor Bronze Sleeve
UFE-B-06LC-C	6-Port (12 Fiber) LC SM Module, Zirconia Ceramic Sleeve
UFE-B-08LC	8-Port (16 Fiber) LC SM/MM Module, Phosphor Bronze Sleeve
UFE-B-08LC-C	8-Port (16 Fiber) LC SM Module, Zirconia Ceramic Sleeve
UFE-B-06LC-B	6-Port LC Connector Module, No Connectors
UFE-B-08LC-B	8-Port LC Connector Module, No Connectors

### MT-RJ Connector Modules

Part #	Description
UFE-B-06MTRJ	6-Port Duplex (12 Fiber) MT-RJ MM/SM Connector Module
UFE-B-08MTRJ	8-Port Duplex (16 Fiber) MT-RJ MM/SM Connector Module
UFE-B-06MTRJ-B	6-Port Duplex MT-RJ Module, No Connectors
UFE-B-08MTRJ-B	8-Port Duplex MT-RJ Module, No Connectors

### SC Connector Modules

Multimode/Singlemode connectors use phosphor bronze sleeve. Singlemode connectors use zirconia ceramic sleeve.

Part #	Description
UFE-B-06SC	6-Port (6 Fiber) SC MM/SM Connector Module
UFE-B-06SC-C	6-Port (6 Fiber) SC SM Connector Module
UFE-B-08SC	8-Port (8 Fiber) SC MM/SM Connector Module
UFE-B-08SC-C	8-Port (8 Fiber) SC SM Connector Module
UFE-B-12SC	12-Port (12 Fiber) SC MM/SM Connector Module
UFE-B-12SC-C	12-Port (12 Fiber) SC SM Connector Module
UFE-B-06SC-B	6-Port SC Connector Module, No Connectors
UFE-B-08SC-B	8-Port SC Connector Module, No Connectors
UFE-B-12SC-B	12-Port SC Connector Module, No Connectors



# Fiber Optics - Enclosures, Patch Panels, Adapters



## Fiber Optic Connector Modules (cont.)

### ST Connector Modules

Multimode/Singlemode connectors use phosphor bronze sleeve. Singlemode connectors use zirconia ceramic sleeve.

Part #	Description
UFE-B-06ST	6-Port (6 Fiber) ST MM/SM Connector Module
UFE-B-06ST-C	6-Port (6 Fiber) ST SM Connector Module
UFE-B-08ST	8-Port (8 Fiber) ST MM/SM Connector Module
UFE-B-08ST-C	8-Port (8 Fiber) ST SM Connector Module
UFE-B-12ST	12-Port (12 Fiber) ST MM/SM Connector Module
UFE-B-12ST-C	12-Port (12 Fiber) ST SM Connector Module
UFE-B-06ST-B	6-Port ST Connector Module, No Connectors
UFE-B-08ST-B	8-Port ST Connector Module, No Connectors
UFE-B-12ST-B	12-Port ST Connector Module, No Connectors


## Fiber Optic Feed-Thru Adapters

We have a variety of fiber optic adapters including ST, SC, LC and MT-RJ. ST and SC simplex and duplex adapters are available with a phosphor bronze sleeve for universal applications (MM/SM) and zirconia ceramic sleeve for singlemode requirements. The LC adapter fits the same cutout size as a simplex SC adapter and provides for higher densities. Available in both multimode and singlemode versions. The MT-RJ adapter is about 1/3 the size as a duplex SC adapter providing the same increased density as the LC. All SC, LC and MT-RJ adapters are provided with retaining clips for easy, snap-in mounting.



Part #	Description
FA-LCD02-B	LC Duplex MM/SM Adapter, Phosphor Bronze Sleeve, Beige
FA-LCD03-BU	LC Duplex SM Adapter, Zirconia Ceramic Sleeve, Blue
FA-MTRJ-B	MT-RJ MM/SM Adapter, Beige
FA-SCD02-B	SC Duplex MM/SM Adapter, Phosphor Bronze Sleeve, Beige
FA-SCD03-BU	SC Duplex SM Adapter, Zirconia Ceramic Sleeve, Blue
FA-SCS02-B	SC Simplex MM/SM Adapter, Phosphor Bronze Sleeve, Beige
FA-SCS03-BU	SC Simplex SM Adapter, Zirconia Ceramic Sleeve, Blue
FA-SCS01-B	SC MM Simplex Adapter, Polymer Sleeve, Beige
FA-SCD01-B	SC Duplex MM Adapter, Polymer Sleeve, Beige
FA-ST02	ST MM/SM Adapter with Phosphor Bronze Sleeve
FA-ST03	ST SM Adapter, Zirconia Ceramic Sleeve

## 3 Basic Kinds of Fiber Optic Cables!



1. Plastic Fiber - The most common for high-end audio and called "Toslink". This fiber has a diameter of 900  $\mu\text{m}$  or almost 1 mm.
2. Multimode Fiber - Made of glass and comes in various diameters. The most popular is 62.5  $\mu\text{m}$ , followed by 50  $\mu\text{m}$ .
3. Single Mode Fiber - Considered the king of fiber and performance with a diameter of 8  $\mu\text{m}$ . It is so small, you need a microscope to see it, thus it is very hard and expensive to connectorize - compared to the other two types of fiber.

# Fiber Optics - Jumpers/Patchcords



## Fiber Patch Cords

Assembled and 100% optically tested. Built with high-quality connectors and cables which guarantees superior performance and excellent reliability.

### Hybrid Patch Cord

Multimode FX300, 62.5µm	Multimode FX600, 50µm	Multimode FX2000, 50µm	Singlemode SPC	Description
AX200060	AX200196	AX200900	AX200421	568SC-ST, 3 m (10 ft.)
AX200699	AX200695	AX200809	AX200698	LC duplex-ST, 3 m (10 ft.)
AX200580	AX200581	AX200668	AX200667	LC duplex-568C, 3 m (10 ft.)
AX101133	AX101151	AX200810	AX101166	MTRJ-ST, 3 m (10 ft.)
AX101128	AX101143	AX200797	AX101161	MTRJ-568SC, 3 m (10 ft.)

### Single-Ended (Pigtails)

Multimode FX300, 62.5µm	Multimode FX600, 50µm	Multimode FX2000, 50µm	Singlemode SPC	Description
70100390	AX200458	AX200811	AX200097	ST-open, 2 m (6 ft.)
70101714	AX200192	AX200653	AX200098	SC-open, 2 m (6 ft.)
AX200657	AX200658	AX200660	AX200659	LC-open, 2 m (6 ft.)
AX101366	AX101367	AX200812	AX101368	MTRJ(m)-open, 3 m (10 ft.)

## Fiber Patch Cords (cont.)

### Duplex Patch Cord

Multimode FX300, 62.5µm	Multimode FX600, 50µm	Multimode FX2000, 50µm	Singlemode SPC	Description
70102419	AX200341	AX200799	AX200090	ST-ST, 2 m (6 ft.)
70102420	AX200459	AX200795	AX200091	ST-ST, 3 m (10 ft.)
70102447	AX200413	AX200800	AX200092	ST-ST, 5 m (16 ft.)
AX200056	AX200084	AX200603	AX200094	568SC-568SC, 2 m (6 ft.)
AX200057	AX200082	AX200589	AX200095	568SC-568SC, 3 m (10 ft.)
AX200058	AX200280	AX200624	AX200096	568SC-568SC, 5 m (16 ft.)
AX200517	AX200527	AX200664	AX200507	LC duplex-LC duplex, 2 m (6 ft.)
AX200518	AX200528	AX200665	AX200508	LC duplex-LC duplex, 3 m (10 ft.)
AX200519	AX200529	AX200666	AX200509	LC duplex-LC duplex, 5 m (16 ft.)
AX101122	AX101139	AX200801	AX101157	MTRJ-MTRJ, 2 m (6 ft.)
AX101123	AX101138	AX200802	AX101156	MTRJ-MTRJ, 3 m (10 ft.)
AX101125	AX101137	AX200803	AX101155	MTRJ-MTRJ, 5 m (16 ft.)



## MTP® Fiber Cable Solutions

High performance, high density MTP cable solutions can replace up to 12 fiber connectors with one single ferrule reducing installation time and labor costs. Available in fiber counts from 12 - 144. Factory tested for insertion loss. Compact push-pull locking mechanism. Reduces installation time and costs. PC polish for multimode fiber; APC polish for singlemode fiber. Ribbon cables are 1/3 the size of tight buffered fiber optic cables, which enables them to fit into tight spaces and have a smaller minimum bend radius. Meets TIA/EIA 604-5 (FOCIS-5) standard for MPO/MTP connectors. 12 Strand count - Also available in 24, 48 and 72 strand - Change the first three numbers accordingly: 824, 848, 872.

### MTP Ribbon Trunk Cables - 12 Strand Count

MTP-ST	MTP-SC	MTP-FC	MTP-LC	Description
812-M21-LLLM	812-M41-LLLM	812-M61-LLLM	812-M1-LLLM	62.5/125 MTP-MTP Ribbon PVC
812-M22-LLLM	812-M42-LLLM	812-M62-LLLM	812-ML2-LLLM	62.5/125 MTP-MTP Ribbon-Plenum
812-M21-LLL50	812-M41-LLL50	812-M61-LLL50	812-ML1-LLL50	50/125 MTP-MTP Ribbon-PVC
812-M22-LLL50	812-M42-LLL50	812-M62-LLL50	812-ML2-LLL50	50/125 MTP-MTP Ribbon-PVC
812-M21-LLL50L	812-M41-LLL50L	812-M61-LLL50L	812-ML1-LLL50L	50/125 LOMM MTP-MTP Ribbon-PVC
812-M22-LLL50L	812-M42-LLL50L	812-M62-LLL50L	812-ML2-LLL50L	50/125 LOMM MTP-MTP Ribbon-PVC
812-M21-LLLS	812-M41-LLLS	812-M61-LLLS	812-ML1-LLLS	9/125 MTP-MTP Ribbon-PVC
812-M22-LLLS	812-M42-LLLS	812-M62-LLLS	812-ML2-LLLS	9/125 LOMM MTP-MTP Ribbon-Plenum

### MTP MIC Harness Cables

MTP-ST	MTP-SC	MTP-FC	MTP-LC	Description
812-M21M-LLLMH	812-M41M-LLLMH	812-M61M-LLLMH	812-M61M-LLLMH	62.5/125 MTP-MTP MIC-PVC
812-M22M-LLLMH	812-M42M-LLLMH	812-M62M-LLLMH	812-M62M-LLLMH	62.5/125 MTP-MTP MIC-Plenum
812-M21M-LLL50H	812-M41M-LLL50H	812-M61M-LLL50H	812-M61M-LLL50H	50/125 MTP-MTP MIC-PVC
812-M22M-LLL50H	812-M42M-LLL50H	812-M62M-LLL50H	812-M62M-LLL50H	50/125 MTP-MTP MIC-Plenum
812-M21M-LLL50LH	812-M41M-LLL50LH	812-M61M-LLL50LH	812-M61M-LLL50LH	50/125 LOMM MTP-MTP MIC-PVC
812-M22M-LLL50LH	812-M42M-LLL50LH	812-M62M-LLL50LH	812-M62M-LLL50LH	50/125 LOMM MTP-MTP MIC-PVC



# Fiber Optics - Jumpers/Patchcords



## MTP® Fiber Cable Solutions (cont.)

### MTP MIC Harness Cables

MTP-ST	MTP-SC	MTP-FC	MTP-LC	Description
812-M21M-LLLSH	812-M41M-LLLSH	812-M61M-LLLSH	812-M61M-LLLSH	9/125 MTP-MTP MIC-PVC
812-M22M-LLLSH	812-M42M-LLLSH	812-M62M-LLLSH	812-M62M-LLLSH	9/125 LOMM MTP-MTP MIC-Plenum

### MTP MIC Trunk Cables

MTP-ST	MTP-SC	MTP-FC	MTP-LC	Description
812-M21M-LLLM	812-M41M-LLLM	812-M61M-LLLM	812-ML1M-LLLM	62.5/125 MTP-MTP MIC-PVC
812-M22M-LLLM	812-M42M-LLLM	812-M62M-LLLM	812-ML2M-LLLM	62.5/125 MTP-MTP MIC-Plenum
812-M21M-LLL50	812-M41M-LLL50	812-M61M-LLL50	812-ML1M-LLL50	50/125 MTP-MTP MIC-PVC
812-M22M-LLL50	812-M42M-LLL50	812-M62M-LLL50	812-ML2M-LLL50	50/125 MTP-MTP MIC-Plenum
812-M21M-LLL50L	812-M41M-LLL50L	812-M61M-LLL50L	812-ML1M-LLL50L	50/125 LOMM MTP-MTP MIC-PVC
812-M22M-LLL50L	812-M42M-LLL50L	812-M62M-LLL50L	812-ML2M-LLL50L	50/125 LOMM MTP-MTP MIC-PVC
812-M21M-LLLS	812-M41M-LLLS	812-M61M-LLLS	812-ML1M-LLLS	9/125 MTP-MTP MIC-PVC
812-M22M-LLLS	812-M42M-LLLS	812-M62M-LLLS	812-ML2M-LLLS	9/125 LOMM MTP-MTP MIC-Plenum

### Mode Conditioning Patch Cables

Designed to use in Gigabit Ethernet 1000Base-LX applications. Fully compliant with IEEE802.3z application standards. Needed in applications where new high speed Gigabit 1000Base-LX routers and switches are being deployed into existing multimode plants. Mode is 62.5/125µm. Assembled with FIS zirconia ferrule connectors. Masks Differential Mode Delay (DMD) effects. Lifetime warranty.

Part #	Length (ft)	Connector A	Connector B
810-242-003	1M	SC	ST
810-242-006	2M	SC	ST

### Mode Conditioning Patch Cables (cont.)

Part #	Length (ft)	Connector A	Connector B
810-242-009	3M	SC	ST
810-242-017	5M	SC	ST
810-242-033	10M	SC	ST
810-442-003	1M	SC	SC
810-442-006	2M	SC	SC
810-442-009	3M	SC	SC
810-442-033	10M	SC	SC

### 62.5/125µ Multimode Fiber Optic Patch Cords

Manufactured utilizing Corning recommended assembly and polishing procedures. These 62.5µ cables are made from leading manufacturers of fiber cables and connectors and are visually inspected at 400x magnification and optically performance tested for insertion loss and return loss thresholds that meet or exceed industry standards.

### Corning 62.5µ Multimode Fiber Jumpers

	ST	SC	MTRJ	LC	ESCON
ST	825-112-LLL	825-132-LLL	826-012-LLL	825-L12-LLL	825-E12-LLL
SC	825-132-LLL	825-332-LLL	826-032-LLL	825-L32-LLL	825-E32-LLL
MTRJ	826-012-LLL	826-032-LLL	826-002-LLL	826-0L2-LLL	826-0E2-LLL
LC	825-L12-LLL	825-L32-LLL	826-0L2-LLL	825-LL2-LLL	825-EL2-LLL
ESCON	825-E12-LLL	825-E32-LLL	826-0E2-LLL	825-EL2-LLL	825-EE2-LLL

### QuikConnect 62.5µ Multimode Fiber Jumpers

	ST	SC	MTRJ	LC	ESCON
ST	820-112-LLL	820-132-LLL	821-012-LLL	820-L12-LLL	820-E12-LLL
SC	820-132-LLL	820-332-LLL	821-032-LLL	820-L32-LLL	820-E32-LLL
MTRJ	821-012-LLL	821-032-LLL	821-002-LLL	821-0L2-LLL	821-0E2-LLL
LC	820-L12-LLL	820-L32-LLL	821-0L2-LLL	820-LL2-LLL	820-EL2-LLL
ESCON	820-E12-LLL	820-E32-LLL	821-0E2-LLL	820-EL2-LLL	820-EE2-LLL

### Economy 62.5µ Multimode Fiber Jumpers

	ST	SC	MTRJ	LC
ST	810-112-LLL	810-132-LLL	811-012-LLL	810-L12-LLL
SC	810-132-LLL	810-332-LLL	811-032-LLL	810-L32-LLL
MTRJ	811-012-LLL	811-032-LLL	811-002-LLL	811-0L2-LLL
LC	810-L12-LLL	810-L32-LLL	811-0L2-LLL	810-LL2-LLL





# Fiber Optics - Jumpers/Patchcords



## 62.5/125µ Multimode Fiber Optic Patch Cords (cont.)

### Plenum Rated Corning 62.5µ Multimode Fiber Jumpers

	ST	SC	MTRJ	LC	ESCON
ST	825-114-LLL	825-134-LLL	826-014-LLL	825-L14-LLL	825-E14-LLL
SC	825-134-LLL	825-334-LLL	826-034-LLL	825-L34-LLL	825-E34-LLL
MTRJ	826-014-LLL	826-034-LLL	826-004-LLL	826-0L4-LLL	826-0E4-LLL
LC	825-L14-LLL	825-L34-LLL	826-0L4-LLL	825-LL4-LLL	825-EL4-LLL
ESCON	825-E14-LLL	825-E34-LLL	826-0E4-LLL	825-EL4-LLL	825-EE4-LLL

### Plenum Rated QuikConnect 62.5µ Multimode Fiber Jumpers

	ST	SC	MTRJ	LC	ESCON
ST	820-114-LLL	820-134-LLL	821-014-LLL	820-L14-LLL	820-E14-LLL
SC	820-134-LLL	820-334-LLL	821-034-LLL	820-L34-LLL	820-E34-LLL
MTRJ	821-014-LLL	821-034-LLL	821-004-LLL	821-0L4-LLL	821-0E4-LLL
LC	820-L14-LLL	820-L34-LLL	821-0L4-LLL	820-LL4-LLL	820-EL4-LLL
ESCON	820-E14-LLL	820-E34-LLL	821-0E4-LLL	820-EL4-LLL	820-EE4-LLL

## 50/125µ Multimode Fiber Optic Patch Cords

Made utilizing Corning recommended assembly and polishing procedures. 50µ fiber cables provide up to three times the bandwidth of standard 62.5µ cables. Ideal for 10 Gig Ethernet, storage area networks, high-speed interconnect applications.

### Corning 50µ Multimode Fiber Jumpers

	ST	SC	MTRJ	LC	ESCON
ST	830-112-LLL	830-132-LLL	831-012-LLL	830-L12-LLL	830-E12-LLL
SC	830-132-LLL	830-332-LLL	831-032-LLL	830-L32-LLL	830-E32-LLL
MTRJ	831-012-LLL	831-032-LLL	831-002-LLL	831-0L2-LLL	831-0E2-LLL
LC	830-L12-LLL	830-L32-LLL	831-0L2-LLL	830-LL2-LLL	830-EL2-LLL
ESCON	830-E12-LLL	830-E32-LLL	831-0E2-LLL	830-EL2-LLL	830-EE2-LLL

### QuikConnect 50µ Multimode Fiber Jumpers

	ST	SC	MTRJ	LC	ESCON
ST	822-112-LLL	822-132-LLL	823-012-LLL	822-L12-LLL	822-E12-LLL
SC	822-132-LLL	822-332-LLL	823-032-LLL	822-L32-LLL	822-E32-LLL
MTRJ	823-012-LLL	823-032-LLL	823-002-LLL	823-0L2-LLL	823-0E2-LLL
LC	822-L12-LLL	822-L32-LLL	823-0L2-LLL	822-LL2-LLL	822-EL2-LLL
ESCON	822-E12-LLL	822-E32-LLL	823-0E2-LLL	822-EL2-LLL	822-EE2-LLL

### Economy 50µ Multimode Fiber Jumpers

	ST	SC	MTRJ	LC
ST	850-112-LLL	850-132-LLL	851-012-LLL	850-L12-LLL
SC	850-132-LLL	850-332-LLL	851-032-LLL	850-L32-LLL
MTRJ	851-012-LLL	851-032-LLL	851-002-LLL	851-0L2-LLL
LC	850-L12-LLL	850-L32-LLL	851-0L2-LLL	850-LL2-LLL

### Plenum Rated Corning 50µ Multimode Fiber Jumpers

	ST	SC	MTRJ	LC	ESCON
ST	830-114-LLL	830-134-LLL	831-014-LLL	830-L14-LLL	830-E14-LLL
SC	830-134-LLL	830-334-LLL	831-034-LLL	830-L34-LLL	830-E34-LLL
MTRJ	831-014-LLL	831-034-LLL	831-004-LLL	831-0L4-LLL	831-0E4-LLL
LC	830-L14-LLL	830-L34-LLL	831-0L4-LLL	830-LL4-LLL	830-EL4-LLL
ESCON	830-E14-LLL	830-E34-LLL	831-0E4-LLL	830-EL4-LLL	830-EE4-LLL



# Fiber Optics - Jumpers/Patchcords



## 50/125µ Multimode Fiber Optic Patch Cords (cont.)

### Plenum Rated QuikConnect 50µ Multimode Fiber Jumpers

	ST	SC	MTRJ	LC	ESCON
ST	822-114-LLL	822-134-LLL	823-014-LLL	822-L14-LLL	822-E14-LLL
SC	822-134-LLL	822-334-LLL	823-034-LLL	822-L34-LLL	822-E34-LLL
MTRJ	823-014-LLL	823-034-LLL	823-004-LLL	823-0L4-LLL	823-0E4-LLL
LC	822-L14-LLL	822-L34-LLL	823-0L4-LLL	822-LL4-LLL	822-EL4-LLL
ESCON	822-E14-LLL	822-E34-LLL	823-0E4-LLL	822-EL4-LLL	822-EE4-LLL

### 50/125µ Laser-Optimized Multimode Fiber Optic Patch Cords

Get blazing-fast 10-Gigabit performance with laser-optimized 50/125 multimode fiber patch cords from Quiktron. Laser-optimized multimode fiber (LOMNF) cables provide backward compatibility with existing 50/125 equipment while providing the performance headroom required to support laser light sources and 10-Gigabit applications. Custom lengths and multi-fiber assemblies also are available.

### Corning Laser-Optimized Aqua Multimode Fiber Jumpers

	ST	SC	MTRJ	LC
ST	832-222-LLL	832-242-LLL	833-022-LLL	832-L22-LLL
SC	832-242-LLL	832-442-LLL	833-042-LLL	832-L42-LLL
MTRJ	833-022-LLL	833-042-LLL	833-002-LLL	833-0L2-LLL
LC	832-L22-LLL	832-L42-LLL	833-0L2-LLL	832-LL2-LLL

### QuikConnect Laser-Optimized Aqua Multimode Fiber Jumpers

	ST	SC	MTRJ	LC
ST	842-222-LLL	842-242-LLL	843-022-LLL	842-L22-LLL
SC	842-242-LLL	842-442-LLL	843-042-LLL	842-L42-LLL
MTRJ	843-022-LLL	843-042-LLL	843-002-LLL	843-0L2-LLL
LC	842-L22-LLL	842-L42-LLL	843-0L2-LLL	842-LL2-LLL

### Plenum Rated Corning Laser-Optimized Aqua Multimode Fiber Jumpers

	ST	SC	MTRJ	LC
ST	832-224-LLL	832-244-LLL	833-024-LLL	832-L24-LLL
SC	832-244-LLL	832-444-LLL	833-044-LLL	832-L44-LLL
MTRJ	833-024-LLL	833-044-LLL	833-004-LLL	833-0L4-LLL
LC	832-L24-LLL	832-L44-LLL	833-0L4-LLL	832-LL4-LLL

### Plenum Rated QuikConnect Laser-Optimized Aqua Multimode Fiber Jumpers

	ST	SC	MTRJ	LC
ST	842-224-LLL	842-244-LLL	843-024-LLL	842-L24-LLL
SC	842-244-LLL	842-444-LLL	843-044-LLL	842-L44-LLL
MTRJ	843-024-LLL	843-044-LLL	843-004-LLL	843-0L4-LLL
LC	842-L24-LLL	842-L44-LLL	843-0L4-LLL	842-LL4-LLL

***Our inventory changes daily. If you don't see what you're looking for, give us a call. We have many items not shown in the catalog!***



# Fiber Optics - Jumpers/Patchcords



## 9/125µ Single-mode Fiber Optic Patch Cords

Provide high bandwidth and transmission rates and support longer distances. Perfect for use with today's high speed networks while providing headroom for tomorrow's higher bandwidth requirements. Made from leading manufacturers of fiber cables and connectors. Consistent high quality jumpers are constructed using a controlled machine polish finish for consistent, low-loss connections.

### Corning 9µ Single-mode Fiber Jumpers

		FC	FC/APC	LC	MTRJ	SC	SC/APC	ST
<b>FC</b>	Simplex	825-665-LLL	825-695-LLL	825-L65-LLL	-	825-465-LLL	825-685-LLL	825-265-LLL
<b>FC</b>	Duplex	825-667-LLL	825-697-LLL	825-L67-LLL	826-067-LLL	825-467-LLL	825-687-LLL	825-267-LLL
<b>FC/APC</b>	Simplex	825-695-LLL	825-995-LLL	825-L95-LLL	-	825-495-LLL	825-895-LLL	825-295-LLL
<b>FC/APC</b>	Duplex	825-697-LLL	825-997-LLL	825-L97-LLL	826-097-LLL	825-497-LLL	825-897-LLL	825-297-LLL
<b>LC</b>	Simplex	825-L65-LLL	825-L95-LLL	825-LL5-LLL	-	825-L45-LLL	825-L85-LLL	825-L25-LLL
<b>LC</b>	Duplex	825-L67-LLL	825-L97-LLL	825-LL7-LLL	826-0L7-LLL	825-L47-LLL	825-L87-LLL	825-L27-LLL
<b>MTRJ</b>	Duplex	826-067-LLL	826-097-LLL	826-0L7-LLL	826-007-LLL	826-047-LLL	826-087-LLL	826-027-LLL
<b>SC</b>	Simplex	825-465-LLL	825-495-LLL	825-L45-LLL	-	825-445-LLL	825-485-LLL	825-245-LLL
<b>SC</b>	Duplex	825-467-LLL	825-497-LLL	825-L47-LLL	826-047-LLL	825-447-LLL	825-487-LLL	825-247-LLL
<b>SC/APC</b>	Simplex	825-685-LLL	825-695-LLL	825-L85-LLL	-	825-485-LLL	825-885-LLL	825-285-LLL
<b>SC/APC</b>	Duplex	825-687-LLL	825-697-LLL	825-L87-LLL	826-087-LLL	825-487-LLL	825-887-LLL	825-287-LLL
<b>ST</b>	Simplex	825-265-LLL	825-295-LLL	825-L25-LLL	-	825-245-LLL	825-285-LLL	825-225-LLL
<b>ST</b>	Duplex	825-267-LLL	825-297-LLL	825-L27-LLL	826-027-LLL	825-247-LLL	825-287-LLL	825-227-LLL

### QuikConnect 9µ Single-mode Fiber Jumpers

		FC	FC/APC	LC	MTRJ	SC	SC/APC	ST
<b>FC</b>	Simplex	820-665-LLL	820-695-LLL	820-L65-LLL	-	820-465-LLL	820-685-LLL	820-265-LLL
<b>FC</b>	Duplex	820-667-LLL	820-697-LLL	820-L67-LLL	822-067-LLL	820-467-LLL	820-687-LLL	820-267-LLL
<b>FC/APC</b>	Simplex	820-695-LLL	820-995-LLL	820-L95-LLL	-	820-495-LLL	820-895-LLL	820-295-LLL
<b>FC/APC</b>	Duplex	820-697-LLL	820-997-LLL	820-L97-LLL	822-097-LLL	820-497-LLL	820-897-LLL	820-297-LLL
<b>LC</b>	Simplex	820-L65-LLL	820-L95-LLL	820-LL5-LLL	-	820-L45-LLL	820-L85-LLL	820-L25-LLL
<b>LC</b>	Duplex	820-L67-LLL	820-L97-LLL	820-LL7-LLL	822-0L7-LLL	820-L47-LLL	820-L87-LLL	820-L27-LLL
<b>MTRJ</b>	Duplex	822-067-LLL	822-097-LLL	822-0L7-LLL	822-007-LLL	822-047-LLL	822-087-LLL	822-027-LLL
<b>SC</b>	Simplex	820-465-LLL	820-495-LLL	820-L45-LLL	-	820-445-LLL	820-485-LLL	820-245-LLL
<b>SC</b>	Duplex	820-467-LLL	820-497-LLL	820-L47-LLL	822-047-LLL	820-447-LLL	820-487-LLL	820-247-LLL
<b>SC/APC</b>	Simplex	820-685-LLL	820-695-LLL	820-L85-LLL	-	820-485-LLL	820-885-LLL	820-285-LLL
<b>SC/APC</b>	Duplex	820-687-LLL	820-697-LLL	820-L87-LLL	822-087-LLL	820-487-LLL	820-887-LLL	820-287-LLL
<b>ST</b>	Simplex	820-265-LLL	820-295-LLL	820-L25-LLL	-	820-245-LLL	820-285-LLL	820-225-LLL
<b>ST</b>	Duplex	820-267-LLL	820-297-LLL	820-L27-LLL	822-027-LLL	820-247-LLL	820-287-LLL	820-227-LLL

### Economy 9µ Single-mode Fiber Jumpers

		FC	LC	MTRJ	SC	ST
<b>FC</b>	Simplex	810-L65-LLL	-	-	-	-
<b>FC</b>	Duplex	810-667-LLL	-	811-067-LLL	810-467-LLL	810-267-LLL
<b>LC</b>	Simplex	-	810-LL7-LLL	811-0L7-LLL	810-L47-LLL	810-L27-LLL
<b>MTRJ</b>	Duplex	811-067-LLL	811-0L7-LLL	811-007-LLL	810-047-LLL	811-027-LLL
<b>SC</b>	Simplex	-	-	-	810-445-LLL	-
<b>SC</b>	Duplex	810-467-LLL	810-L47-LLL	811-047-LLL	810-447-LLL	810-247-LLL
<b>ST</b>	Duplex	810-267-LLL	810-L27-LLL	811-027-LLL	810-247-LLL	810-227-LLL

### Choose Fiber Optic Cables...

- To properly avoid a noisy environment, such as an industrial setting, since copper cable can't.
- For the needed bandwidth that can't be met without excessive cost on available copper transmission lines
- For the distance required



# Fiber Optics - Jumpers/Patchcords



## 9/125µ Single-mode Plenum Rated Fiber Optic Patch Cords

Full line of plenum rated single-mode jumpers provide high bandwidth and transmission rates and support longer distances. Perfect for use with today's high speed networks while providing headroom for tomorrow's higher bandwidth requirements. Made from leading manufacturers of fiber cabling and connectors. Consistent high quality jumpers are constructed using a controlled machine polish finish for consistent, low-loss connections.

## Corning 9µ Plenum Rated Single-mode Fiber Jumpers

		FC	FC/APC	LC	MTRJ	SC	SC/APC	ST
FC	Simplex	825-666-LLL	825-696-LLL	825-L66-LLL	-	825-466-LLL	825-686-LLL	825-266-LLL
FC	Duplex	825-668-LLL	825-698-LLL	825-L68-LLL	826-068-LLL	825-468-LLL	825-688-LLL	825-268-LLL
FC/APC	Simplex	825-696-LLL	825-996-LLL	825-L96-LLL	-	825-496-LLL	825-896-LLL	825-296-LLL
FC/APC	Duplex	825-698-LLL	825-998-LLL	825-L98-LLL	826-098-LLL	825-498-LLL	825-898-LLL	825-298-LLL
LC	Simplex	825-L66-LLL	825-L96-LLL	825-LL6-LLL	-	825-L46-LLL	825-L86-LLL	825-L26-LLL
LC	Duplex	825-L68-LLL	825-L98-LLL	825-LL8-LLL	826-0L8-LLL	825-L48-LLL	825-L88-LLL	825-L28-LLL
MTRJ	Duplex	826-068-LLL	826-098-LLL	826-0L8-LLL	826-008-LLL	826-048-LLL	826-088-LLL	826-028-LLL
SC	Simplex	825-466-LLL	825-496-LLL	825-L46-LLL	-	825-446-LLL	825-486-LLL	825-246-LLL
SC	Duplex	825-468-LLL	825-498-LLL	825-L48-LLL	826-048-LLL	825-448-LLL	825-488-LLL	825-248-LLL
SC/APC	Simplex	825-686-LLL	825-896-LLL	825-L86-LLL	-	825-486-LLL	825-886-LLL	825-286-LLL
SC/APC	Duplex	825-688-LLL	825-898-LLL	825-L88-LLL	826-088-LLL	825-488-LLL	825-888-LLL	825-288-LLL
ST	Simplex	825-266-LLL	825-296-LLL	825-L26-LLL	-	825-246-LLL	825-286-LLL	825-226-LLL
ST	Duplex	825-268-LLL	825-298-LLL	825-L28-LLL	826-028-LLL	825-248-LLL	825-288-LLL	825-228-LLL

## QuikConnect 9µ Plenum Rated Single-mode Fiber Jumpers

		FC	FC/APC	LC	MTRJ	SC	SC/APC	ST
FC	Simplex	820-666-LLL	820-696-LLL	820-L66-LLL	-	820-466-LLL	820-686-LLL	820-266-LLL
FC	Duplex	820-668-LLL	820-698-LLL	820-L68-LLL	822-068-LLL	820-468-LLL	820-688-LLL	820-268-LLL
FC/APC	Simplex	820-696-LLL	820-996-LLL	820-L96-LLL	-	820-496-LLL	820-896-LLL	820-296-LLL
FC/APC	Duplex	820-698-LLL	820-998-LLL	820-L98-LLL	822-098-LLL	820-498-LLL	820-898-LLL	820-298-LLL
LC	Simplex	820-L66-LLL	820-L96-LLL	820-LL6-LLL	-	820-L46-LLL	820-L86-LLL	820-L26-LLL
LC	Duplex	820-L68-LLL	820-L98-LLL	820-LL8-LLL	822-0L8-LLL	820-L48-LLL	820-L88-LLL	820-L28-LLL
MTRJ	Duplex	822-068-LLL	822-098-LLL	822-0L8-LLL	822-008-LLL	822-048-LLL	822-088-LLL	822-028-LLL
SC	Simplex	820-466-LLL	820-496-LLL	820-L46-LLL	-	820-446-LLL	820-486-LLL	820-246-LLL
SC	Duplex	820-468-LLL	820-498-LLL	820-L48-LLL	822-048-LLL	820-448-LLL	820-488-LLL	820-248-LLL
SC/APC	Simplex	820-686-LLL	820-696-LLL	820-L86-LLL	-	820-486-LLL	820-886-LLL	820-286-LLL
SC/APC	Duplex	820-688-LLL	820-698-LLL	820-L88-LLL	822-088-LLL	820-488-LLL	820-888-LLL	820-288-LLL
ST	Simplex	820-266-LLL	820-296-LLL	820-L26-LLL	-	820-246-LLL	820-286-LLL	820-226-LLL
ST	Duplex	820-268-LLL	820-298-LLL	820-L28-LLL	822-028-LLL	820-248-LLL	820-288-LLL	820-228-LLL



## Fiber Optic Duplex Multimode Jumper Cables

These high performance fiber jumper cables are perfect for connecting a computer to a network. This is the ultimate solution for high speed data transmissions. With an almost limitless bandwidth, fiber optic cable offers a superior solution to copper. XX = Available Length in Meters



FIB-1000-(XX)M FIB-2000-(XX)M FIB-3000-(XX)M FIB-4000-(XX)M

Part #	Type	Available Lengths
FIB-1000-(XX)M	ST/ST	1, 2, 3, 4, 5, 6, 7, 8, 9, 10, 20, 30, 35, 45
FIB-2000-(XX)M	FDDI/FDDI	5, 9, 12
FIB-3000-(XX)M	FDDI/ST	5, 9, 10, 20
FIB-3500-(XX)M	FDDI/SC	1, 2, 3, 5, 6, 10, 15, 23, 26, 30, 50
FIB-4000-(XX)M	SC/SC	1, 2, 3, 4, 5, 6, 7, 8, 9, 10, 12, 15, 16, 20, 25, 30, 35, 40, 45, 50, 60
FIB-5000-(XX)M	ST/SC	1, 2, 3, 4, 5, 6, 7, 8, 9, 10, 15, 18, 20, 30, 45
FIB-LCLC-(XX)M	LC/LC	1, 2, 3, 5, 6, 7, 10, 15, 20, 25, 30
FIB-LCSC-(XX)M	LC/SC	1, 2, 3, 5, 10, 15, 20, 30, -40



## Fiber Optic Duplex Multimode Jumper Cables (cont.)

Part #	Type	Available Lengths
FIB-LCST-(XX)M	LC/ST	1, 2, 3, 5, 10, 15, 20
FIB-MTRJ-(XX)M	MTRJ/MTRJ	1, 2, 3, 5, 6, 8, 9, 10, 15, 50
FIB-MTRJSC-(XX)M	MTRJ/SC	1, 2, 3, 5, 10, 30
FIB-MTRJST-(XX)M	MTRJ/ST	1, 2, 3, 4, 5, 7, 10, 20

## Fiber Optic Duplex Singlemode Jumper Cables

These singlemode fiber cables provide the reliability and distance your high speed network needs. Up to 1Gbps transfer rates. XX = Available Lengths in Meters



Part #	Type	Available Lengths
FIB-SM-1000-(XX)M	ST/ST	1, 2, 3, 20
FIB-SM-4000-(XX)M	SC/SC	1, 2, 3, 5, 6, 7, 8, 9, 10, 12, 15, 17, 33, 99
FIB-SM-MTRJ-(XX)M	MTRJ/MTRJ	2, 5, 10
FIB-SM-5000-(XX)M	ST/SC	1, 2, 3, 6, 10, 12



# Fiber Optics - Jumpers/Patchcords



## Fiber Optic Duplex Singlemode Jumper Cables (cont.)

Part #	Type	Available Lengths
FIB-SM-LCSC-(XX)M	LC/SC	1, 3
FIB-SM-LCST-(XX)M	LC/ST	1, 3
FIB-SM-MTRJSC-(XX)M	MTRJ/SC	2, 5, 10

## HellermannTyton

### Fiber Optic Cable Assemblies

For fiber patching requirements, HellermannTyton fiber optic cable assemblies are available in various lengths with industry standard ST, SC, MTRJ or LC connectors made with ceramic ferrules. By using superior components and a proprietary polishing process, HellermannTyton manufactures patch cords to meet the highest performance standards. Each assembly is individually tested for insertion loss and return loss. Replace "X" in the part number with the following numbers for desired length: 1 = 1 meter, 2 = 2 meters, 3 = 3 meters. Other assemblies available.



### Duplex Multimode Fiber Assembly

Typical insertion loss is less than .5dB per connection. All fiber assemblies are made from 62.5/125µm cable. 50/125µm cable assemblies are available by special order; place a 50 after the standard part number, example: FA1STST50.

Part #	Description
FAXMTMT	MTRJ to MTRJ Duplex multimode fiber assembly
FAXMTST	MTRJ to ST Duplex multimode fiber assembly
FAXMTSC	MTRJ to SC Duplex multimode fiber assembly
FAXSTST	ST-ST Duplex multimode fiber assembly
FAXSTSC	ST-SC Duplex multimode fiber assembly
FAXSCSC	SC-SC Duplex multimode fiber assembly
FAXLCLC	LC-LC Duplex multimode fiber assembly
FAXLCSC	LC-SC Duplex multimode fiber assembly
FAXLCST	LC-ST Duplex multimode fiber assembly

### Simplex Single Mode Fiber Assembly

Typical insertion loss is less than .25dB per connection. All fiber assemblies are made from 8.3/125µm cable.

Part #	Description
FAXSMSTST	ST-ST Simplex single mode fiber assembly
FAXSMSCSC	SC-SC Simplex single mode fiber assembly
FAXSMFCFC	FC-FC Simplex single mode fiber assembly
FAXSMLCLC	LC-LC Simplex single mode fiber assembly

### Laser Optimized 10G Multimode Fiber Assembly

Made from 50/125 micron fiber. LC-LC Duplex Multimode 10G.

Part # FAXLCLC10G



## Fiber Optic Patch Cords and Pigtailed – OPTI-CORE® 10GIG™ 50/125µm

Certified to support network transmission speeds up to 10 Gigabits per second for link lengths up to 300 meters with an 850nm source per IEEE 802.3ae 10GbE standards. Meets or exceeds TIA/EIA-568-B.3 performance requirements. Insertion loss per connection is .10dB typical and 30dB maximum. Backward compatible. Lifetime traceability of test data to a Q.C. number on each patch cord. SC Duplex Patch Cords include SC Duplex Clips to maintain polarity. Highest quality flame retardant fiber optic cable with tight-buffered coating on each optical fiber. X = Available Lengths in Meters



Part #	Description	Available Lengths
FXD3-3M(X)Y	SC to SC multimode duplex patch cord, 10GbE, 3mm jacketed cable	1, 2, 3, 5, 10

## Fiber Optic Patch Cords and Pigtailed – OPTI-CORE® 10GIG™ 50/125µm (cont.)

Part #	Description	Available Lengths
FXB3-NM(X)Y	SC to pigtail multimode simplex pigtail, 10GbE, 900µm buffered fiber	1, 2, 3
FXE10-10M(X)Y	LC to LC multimode duplex patch cord, 10GbE, 1.6mm jacketed cable	1, 2, 3, 5, 10
FXB10-NM(X)Y	LC to pigtail multimode simplex pigtail, 10GbE, 900µm buffered fiber	1, 2, 3
FXD6P-6PM(X)Y	FJ® plug to FJ® plug multimode duplex patch cord, 10GbE, 3mm jacketed cable	1, 2, 3, 5, 10
FXD6J-NM(X)Y	FJ® jack module to pigtail multimode duplex pigtail, 10GbE, 3mm jacketed cable	1, 2, 3
FXB6J-NM(X)Y	FJ® jack module to pigtail multimode duplex pigtail, 10GbE, 900µm buffered fiber	1, 2, 3
FXD6PW-3M(X)Y	FJ® plug (keyed W-black) to SC multimode duplex patch cord, 10GbE, 3mm jacketed cable	1, 2, 3, 5, 10
FXD6PX-3M(X)Y	FJ® plug (keyed X-red) to SC multimode duplex patch cord, 10GbE, 3mm jacketed cable	1, 2, 3, 5, 10
FXD6PY-3M(X)Y	FJ® plug (keyed Y-orange) to SC multimode duplex patch cord, 10GbE, 3mm jacketed cable	1, 2, 3, 5, 10
FXD6PZ-3M(X)Y	FJ® plug (keyed Z-yellow) to SC multimode duplex patch cord, 10GbE, 3mm jacketed cable	1, 2, 3, 5, 10
FXD6PQ-3M(X)Y	FJ® plug (universal keyed Q-white) to SC multimode duplex patch cord, 10GbE, 3mm jacketed cable	1, 2, 3, 5, 10
FXE3-10M(X)Y	SC to LC multimode duplex patch cord, 10GbE, 1.6mm jacketed cable	1, 2, 3, 5, 10
FXD6P-3M(X)Y	FJ® plug to SC multimode duplex patch cord, 10GbE, 3mm jacketed cable	1, 2, 3, 5, 10

## Fiber Optic Patch Cords and Pigtailed - OPTI-CORE® Singlemode 9/125µm

Passes all TIA/EIA-568-B.3 performance requirements. Factory inspected end face geometry in compliance with Telcordia GR-326-CORE, Issue 3. Typical insertion loss per connection is .25dB. UPC polished (55dB minimum return loss). Factory tested and inspected for insertion and return loss. Insertion and return loss data recorded for every singlemode patch cord. Lifetime traceability of test data to a Q.C. number on each patch cord. Highest quality flame retardant fiber optic cable with tight-buffered coating on each optical fiber. X = Available lengths in Meters



Part #	Description	Available Lengths
F9D3-3M(X)Y	SC to SC singlemode duplex patch cord, 3mm jacketed cable	1, 2, 3, 5, 10, 12, 15, 25, 30
F9S3-3M(X)Y	SC to SC singlemode simplex patch cord, 3mm jacketed cable	1, 2, 3, 5, 10, 12, 15, 25, 30
F9B3-NM(X)Y	SC to pigtail singlemode simplex pigtail, 900µm buffered fiber	1, 2, 3
F9E10-10M(X)Y	LC to LC singlemode duplex patch cord, 1.6mm jacketed cable	1, 2, 3, 5, 10, 12, 15, 25, 30
F9F10-10M(X)Y	LC to LC singlemode simplex patch cord, 1.6mm jacketed cable	1, 2, 3, 5, 10, 12, 15, 25, 30
F9B10-NM(X)Y	LC to pigtail singlemode simplex pigtail, 900µm buffered fiber	1, 2, 3
F9D2-2M(X)Y	ST to ST singlemode duplex patch cord, 3mm jacketed cable	1, 2, 3, 5, 10, 12, 15, 25, 30
F9S2-2M(X)Y	ST to ST singlemode simplex patch cord, 3mm jacketed cable	1, 2, 3, 5, 10, 12, 15, 25, 30



# Fiber Optics - Jumpers/Patchcords



## Fiber Optic Patch Cords and Pigtails - OPTI-CORE® Singlemode 9/125µm (cont.)

Part #	Description	Available Lengths
F9B2-NM(X)Y	ST to pigtail singlemode simplex pigtail, 900µm buffered fiber	1, 2, 3
F9D6P-6PM(X)Y	FJ® plug to FJ® plug singlemode duplex patch cord, 3mm jacketed cable	1, 2, 3, 5, 10
F9D6J-NM(X)Y	FJ® jack module to pigtail singlemode duplex patch cord, 3mm jacketed cable	1, 2, 3
F9B6J-NM(X)Y	FJ® jack module to pigtail singlemode duplex pigtail, 900µm buffered fiber	1, 2, 3
F9D2-3M(X)Y	ST to SC singlemode duplex patch cord, 3mm jacketed cable	1, 2, 3, 5, 10, 12, 15, 25, 30
F9S2-3M(X)Y	ST to SC singlemode simplex patch cord, 3mm jacketed cable	1, 2, 3, 5, 10, 12, 15, 25, 30
F9E3-10M(X)Y	ST to LC singlemode duplex patch cord, 1.6mm jacketed cable	1, 2, 3, 5, 10, 12, 15, 25, 30

## Fiber Optic Patch Cords & Pigtails - OPTI-CORE® Multimode 62.5/125µm or 50/125µm

Designed and tested to pass all TIA/EIA-568-B.3 performance requirements. 100% factory tested for insertion loss. SC Duplex Patch Cords include SC Duplex Clips to maintain polarity. High quality flame retardant fiber optic cable with tight-buffered coating on each optical fiber. To order 50/125µm, replace prefix F6 with F5. X = Available lengths in Meters



Part #	Description	Available Lengths
F6S3-3M(X)Y	SC to SC multimode simplex patch cord, 3mm jacketed cable	1, 2, 3, 5, 10
F6B3-NM(X)Y	SC to pigtail multimode simplex pigtail, 900µm buffered fiber	1, 2, 3
F6E10-10M(X)Y	LC to LC multimode duplex patch cord, 1.6mm jacketed cable	1, 2, 3, 5, 10
F6B10-NM(X)Y	LC to pigtail multimode simplex pigtail, 900µm buffered fiber	1, 2, 3
F6D2-2M(X)Y	ST to ST multimode duplex patch cord, 3mm jacketed cable	1, 2, 3, 5, 10
F6S2-2M(X)Y	ST to ST multimode simplex patch cord, 3mm jacketed cable	1, 2, 3, 5, 10
F6D6P-6PM(X)Y	FJ® plug to FJ® plug multimode duplex patch cord, 3mm jacketed cable	1, 2, 3, 5, 10
F6D6J-NM(X)Y	FJ® jack module to pigtail multimode duplex patch cord, 3mm jacketed cable	1, 2, 3
F6B6J-NM(X)Y	FJ® jack module to pigtail multimode duplex pigtail, 900µm buffered fiber	1, 2, 3
F6D6PW-3M(X)Y	FJ® plug (keyed W-black) to SC multimode duplex patch cord, 3mm jacketed cable	1, 2, 3, 5, 10
F6D6PX-3M(X)Y	FJ® plug (keyed X-red) to SC multimode duplex patch cord, 3mm jacketed cable	1, 2, 3, 5, 10
F6D6PY-3M(X)Y	FJ® plug (keyed Y-orange) to SC multimode duplex patch cord, 3mm jacketed cable	1, 2, 3, 5, 10
F6D6PZ-3M(X)Y	FJ® plug (keyed Z-yellow) to SC multimode duplex patch cord, 3mm jacketed cable	1, 2, 3, 5, 10
F6D6PQ-3M(X)Y	FJ® plug (universal keyed Q-white) to SC multimode duplex patch cord, 3mm jacketed cable	1, 2, 3, 5, 10
F6D2-3M(X)Y	ST to SC multimode duplex patch cord, 3mm jacketed cable	1, 2, 3, 5, 10
F6E3-10M(X)Y	SC to LC multimode duplex patch cord, 1.6mm jacketed cable	1, 2, 3, 5, 10
F6D6P-3M(X)Y	FJ® plug to SC multimode duplex patch cord, 3mm jacketed cable	1, 2, 3, 5, 10
F6D6P-2M(X)Y	FJ® plug to ST multimode duplex patch cord, 3mm jacketed cable	1, 2, 3, 5, 10

## Fiber Optic Products Patch Cords



Part #	Description
NFO-3012	ST to ST MM Duplex - 1 Meter
NFO-3026	ST to ST MM Duplex - 2 Meter
NFO-3013	ST to ST MM Duplex - 3 Meter
NFO-3014	ST to ST MM Duplex - 5 Meter
NFO-3027	ST to ST MM Duplex - 10 Meter
NFO-3015	SC to SC MM Duplex - 1 Meter
NFO-3016	SC to SC MM Duplex - 3 Meter
NFO-3017	SC to SC MM Duplex - 5 Meter
NFO-3033	SC to SC MM Duplex - 10 Meter
NFO-3018	ST to SC MM Duplex - 1 Meter
NFO-3028	ST to SC MM Duplex - 2 Meter
NFO-3019	ST to SC MM Duplex - 3 Meter
NFO-3020	ST to SC MM Duplex - 5 Meter
NFO-3029	ST to SC MM Duplex - 10 Meter
NFO-3030	ST to MTRJ MM Duplex - 1 Meter
NFO-3031	ST to MTRJ MM Duplex - 2 Meter
NFO-3034	SC to MTRJ MM Duplex - 1 Meter
NFO-3036	SC to MTRJ MM Duplex - 10 Meter
NFO-3032	SC to SC MM Simplex - 2 Meter

## Singlemode Patch Cords



Part #	Description
NFO-6211	SC to FC SM Duplex - 1 Meter
NFO-6212	SC to FC SM Duplex - 2 Meter
NFO-6213	SC to FC SM Duplex - 3 Meter
NFO-6214	SC to FC SM Duplex - 5 Meter
NFO-6215	SC to FC SM Duplex - 10 Meter
NFO-6014	SC to FC SM Simplex - 1 Meter
NFO-6015	SC to FC SM Simplex - 2 Meter
NFO-6016	SC to FC SM Simplex - 3 Meter
NFO-6018	SC to FC SM Simplex - 5 Meter
NFO-6019	SC to FC SM Simplex - 10 Meter
NFO-6202	SC to SC SM Duplex - 1 Meter
NFO-6203	SC to SC SM Duplex - 2 Meter
NFO-6204	SC to SC SM Duplex - 3 Meter
NFO-6205	SC to SC SM Duplex - 5 Meter
NFO-6208	SC to SC SM Duplex - 10 Meter
NFO-6004	SC to SC SM Simplex - 1 Meter
NFO-6005	SC to SC SM Simplex - 2 Meter
NFO-6006	SC to SC SM Simplex - 3 Meter
NFO-6007	SC to SC SM Simplex - 5 Meter
NFO-6009	SC to SC SM Simplex - 10 Meter
NFO-6012	SC to SC SM Simplex - 20 Meter
NFO-6000	ST to ST SM Duplex - 1 Meter
NFO-6002	ST to ST SM Duplex - 1 Meter
NFO-4019	ST to ST SM Duplex - 3 Meter
NFO-6001	ST to SC SM Simplex - 1 Meter
NFO-4020	ST to SC SM Duplex - 3 Meter
NFO-3118	ST to SC MM Simplex - 1 Meter

# Fiber Optics - Jumpers/Patchcords



## Fiber Optic Patch Cords

Suited for equipment jumper cable, cross connects, and work area connections. Manufactured using OFNR riser grade cable and are 100% factory tested to ensure performance to TIA/EIA-568-B-3 standards. ST/ST, SC/SC, hybrid ST/SC, MT-RJ, LC to ST and SC Patch Cords are available in both multimode (62.5/125µm and 50/125µm) and singlemode cable-types, in duplex and simplex versions. L = length in meters: 1, 2, 3, 5, 7. Other lengths available.



Part #	Description	Type
FC-8/8-LM		MT-RJ
FC-2/2-LM	ST to ST Duplex Multimode Patch Cord, 62.5/125	ST Multimode
FC9S-4/2-LM	SC to ST Simplex Singlemode Patch Cord, 9/125	SC/ST Singlemode
FC-4/4-LM	SC to SC Duplex Multimode Patch Cord, 62.5/125	SC Multimode
FC50-2/2-LM	ST to ST Duplex Multimode Patch Cord, 50/125	ST Multimode
FC50-8/8-LM	MT-RJ to MT-RJ Duplex Multimode Patch Cord, 62.5/125	MT-RJ
FCS-4/2-LM	SC to ST Duplex Singlemode Patch Cord, 9/125	SC/ST Singlemode
FC50-4/4-LM	SC to SC Duplex Multimode Patch Cord, 50/125	SC Multimode
FC-8/2-LM	MT-RJ to ST Duplex Multimode Patch Cord, 62.5/125	MT-RJ/ST
FC-4/2-LM	SC to ST Duplex Multimode Patch Cord, 62.5/125	SC/ST Multimode

## Fiber Optic Patch Cords (cont.)

Part #	Description	Type
FC-9/2-LM	LC to ST Duplex Multimode Patch Cord, 62.5/125	LC/ST Multimode
FC50-8/2-LM	MT-RJ to ST Duplex Multimode Patch Cord, 50/125	MT-RJ/ST
FC50-9/2-LM	LC to ST Duplex Multimode Patch Cord, 50/125	LC/ST Multimode
FC50-4/2-LM	SC to ST Duplex Multimode Patch Cord, 50/125	SC/ST Multimode
FCS-2/2-LM	ST to ST Duplex Singlemode Patch Cord, 9/125	ST Singlemode
FC-9/4-LM	LC to SC Duplex Multimode Patch Cord, 62.5/125	LC/SC Multimode
FC-8/4-LM	MT-RJ to SC Duplex Multimode Patch Cord, 62.5/125	MT-RJ/SC
FC9S-2/2-LM	ST to ST Simplex Singlemode Patch Cord, 9/125	ST Singlemode
FC50-9/4-LM	LC to SC Duplex Multimode Patch Cord, 50/125	LC/SC Multimode
FC50-8/4-LM	MT-RJ to SC Duplex Multimode Patch Cord, 50/125	MT-RJ/SC
FCS-9/9-LM	LC to LC Duplex Singlemode Patch Cord, 9/125	LC Singlemode
FCS-4/4-LM	SC to SC Duplex Singlemode Patch Cord, 9/125	SC Singlemode
FC9S-4/4-LM	SC to SC Simplex Singlemode Patch Cord, 9/125	SC Singlemode

# Fiber Optics - Tools, Testers & Kits



## Optimax Tool Kit

Includes an LC, SC and ST compatible installation and training video (CD), installation instructions and all the tools required to terminate 900 µm buffered optical fiber and jacketed optical fiber. Certain tool kit items can be purchased separately to accommodate installers already possessing basic optical fiber installation tools.

Part #	Description
AX100947	Includes installation tools, fiber cleaver, crimping tool, instruction manual, microscope, tweezers, alcohol wipes, marker, scissors, waste bottle, fiber stripper, cable stripper and Training Video
AX100949	Optimax Tool Kit, Basic (excludes fiber stripper & cleaver)
AX102061	Optimax Tool Kit Upgrade (includes LC installation tool, instructions manual, foam for the case)



## Fiber Optic Products Continuity Tester

Powerful Krypton light source provides long range over multimode fiber. Soft ferrule gripping membrane is designed to protect finished ferrules while firmly securing the connector in the tester body. Clips conveniently into a shirt pocket and is no larger than most pens. Operates on 2 AA batteries (included)



Part # 45-331

## FIBERTEK™ and TRACETEK™ Advanced Fiber Test Options

FIBERTEK™ - Measures signal loss, length and delay. Enables bi-directional, dual wavelength measurements. Full Duplex Talkset capability. TRACETEK™ - Enables LANTEK® certification testers to provide an event trace. Detects "Loss" events greater than 0.3dB in magnitude. Easy switching of LANTEK® certification tester between FIBERTEK™ loss and length measurement and TRACETEK™. Event plots that pin point significant losses along the fiber.



Part #	Description
FIBERTEKMMB	Easy switching of LANTEK® Cable Tester between Copper and Fiber LAN testing. Separate loopback testing method for high precision length. Includes 850 VCSEL and 1300nm Fabry Perot lasers for testing Gigabit Ethernet systems. Temperature Compensation provides accurate test results.
FIBERTEKMMP	All features of FIBERTEKMMB and TRACETEKMM
FIBERTEKSMB	Easy switching of LANTEK® Cable Tester between Copper and Fiber LAN testing. Separate loopback testing method for high precision length. Includes 1310 VCSEL and 1550nm Fabry Perot lasers for testing Gigabit Ethernet systems. Temperature Compensation provides accurate test results.
FIBERTEKSMP	All features of FIBERTEKSMB and TRACETEKSM



# Fiber Optics - Tools, Testers & Kits



## SignalTEK™ Fiber Optic Qualification Tester

One tester now qualifies both copper and fiber-optic Cable/Network performance up to Gigabit Ethernet according to IEEE 802.3 Standards. Qualifies copper Voice over IP, and IP video applications. Multimedia Gigabit qualification for Multimode and Single mode fiber cabling up to a distance of 10km. Performs BERT and Optical Attenuation decibel (dB) loss measurements with a dynamic range of up to 20dB. Store and print thousands of qualification reports for copper and fiber jobs using internal memory or USB "thumb-drives".



Part #	Description
33-981	SignalTEK FO with 850nm modules
33-982	SignalTEK FO with 13X0nm modules
33-983	SignalTEK FO with 850nm & 13X0nm modules
33-987	SignalTEK FO (Fiber Ready) with no modules
SPF-850	SignalTEK FO (Fiber Ready) with no modules
SPF-13X0	Pair of 850nm modules

## Serrated Cutter with Breaker Notch

Two-Step process significantly increase the life of this rugged tool. Superior quality provides the super-hard edges need to stand up to today's demands. Textured cushioned-grip handles.



Part # 45-344

## Fiber Inspection Microscope

100X magnification for viewing multimode connectors. Includes 2.5mm connector "Universal Adapter" for FC, ST and SC style connectors. Oblique illumination provides excellent view of ferrule cleanliness and core condition. Rugged, rubberized metal housing, precision glass optics and a built-in laser safety filter. White LED illumination delivers 100,000 hours bulb life. Soft padded carrying case included.



Part #	Description
45-332	Microscope
45-334	1.25mm Connector Adapter
45-335	MTRJ-Style Connector Adapter
45-336	200X Conversion Eyepiece for Singlemode Connectors

## Lite-Strip™ Optical Fiber Stripper

V-notch blades strip a wide range of outer cable jacket insulations. Precision-ground, replaceable knife-type blades strip tight buffer tube insulations (900µ). Also strips mechanically strippable coatings up to 250µ. New funneled hole makes cable insertion easier. One-step, 900 micron stripping hole provides broader stripping range. Extra-durable to withstand normal drops without requiring tool realignment.



Part # 45-350

## Stripmaster® Ribbon Fiber Jacket Stripper

Removes jacket from Ribbon Fiber without damage to the Kevlar® strength member of the Ribbon Fiber. Note: Frame and blade-set sold separately.



Part #	Description
L-5620	Stripmaster® Frame only
LB-1152	Blade-set for use with Corning Plenum and Riser Ribbon Fiber Cable
LB-1153	Blade-set for use with Corning "Fanout" Ribbon Cable



## Polishing Fixture for Optical Fiber ST® and SC Type Connector

Produces polished fiber optic ST® and SC type connectors for optimum connector performance. Precision-machined, stainless-steel disk provides accurate polishing angle for desired glass strand face. Stainless-steel hardness maintains long life and resists uneven wear. Stepped surface reduces drag and friction for easier polishing.



Part # 45-341

## Split-Tip Fiber Optic Swabs

Split-tip design cleans fiber easier and more efficiently than other methods. Tube handle is pre-loaded with 99% isopropyl alcohol. A single swab can be used for many cleanings or until the alcohol is gone. 20 per bag.

Part # 45-360

## DualScribe™ Double-Ended Fiber Optic Scribes

Color-coded handles for quick, easy identification. 30° single bevel - DualScribe™ reversible blade doubles tool life. Soft non-slip grip provides precise control during scribing. Clear safety cap protects the blades from damage when not in use.



Part #	Description	Handle Color
45-357	Ruby Blade Fiber Optic Scribe	Red
45-358	Sapphire Blade Fiber Optic Scribe	Blue
45-359	Carbide Blade Fiber Optic Scribe	Black

## Plastic Polishing Fixture

Universal fitting accepts all ST, SC and FC connectors with 2.5mm ferrules. Economically priced. Grooved face for polishing efficient. Precision tool used by manufacturers, contractors and in tool kits.



Part # 45-342

## Polishing Films for Fiber Optic Connectors

A single, aluminum oxide sheet will typically yield 10 to 20 connectors when using the recommended 3-step procedure.



Part #	Description	Color
45-337	0.5µm, 3" x 6"	Ivory
45-338	3.0µm, 3" x 6"	Light Yellow
45-339	12µm, 3" x 6"	Light Red

## Visual Fault Finder

Laser light source used to locate breaks, faulty splices and crimps. Slim, pocket-sized in metal housing. Fitted with standard ST® adapter. Nylon carrying case with belt loop included. Universal 2.5mm interface. Rugged metal body with protective Santoprene® over-sleeve.

Part # VFF5



# Fiber Optics - Tools, Testers & Kits



## Fiber Optic Cable Assembly Kit

15 Pieces: Carbide scribe, syringes (2), fiber optic stripper, fast epoxy, cleaning liquid, ST polish disc, SC polish disc, anti static cleaning wipes (2), Kevlar scissors, 15 x 20 cm glass working surface (6" x 8"), professional crimp tool, diamond polish film, aluminum polish film, 10 x 15 cm rubber working pad (4" x 6"), durable hardshell carry case.



Part # 410076



## 100x and 200x Inspection Scopes

Inspection scopes allow techs to view multimode and singlemode end-face polishes safely, and reduce the changes of over-polishing (a side-effect of many coaxial inspection scopes). Features rugged construction that stands up to jobsite abuse. The 200x scope features oblique viewing technology, ergonomic grip, 200x magnification and full laser eye protection through wavelengths of 850-1550 nanometer.



Part #	Description
49886-SCP	110x Inspection Scope
49886-FSP	200x Inspection Scope - Features oblique viewing technology, ergonomic grip, 22x magnification and full laser eye protection through wavelengths of 850-1550 nanometer.

## Paladin Tools®

### FiberOptic™ Stripper

This multi-functional fiber optic stripper strips outer jacket from 2.0-2.4 mm fiber, 2.8-3.0 mm fiber and 2.0-3.0 mm loose tube fiber. Strips 900um buffer from loose buffer without removing acrylate. Strips buffer and acrylate from 900/125um and 250/125um fiber. Optimum ergonomic design with 22° angle. Rubber-embedded handles. Precision, CNC-formed stripping areas. Factory-set and calibrated. High carbon steel and locking handle. One year warranty.



Part # 1163

### Economy Kevlar Cutters

Hard-chromed serrated edge steel blades for utility applications. One year warranty.



Part # 1511

### Fiber Optic Cable Crimpers

Long lasting. Easy to use and maintain. Fully-ratcheting cycle with built-in safety release. Interchangeable dies constructed of heat-treated steel. EZI-Change® die screws. Ergonomically-designed handles. Five year warranty.



Part #	1300 Tool & Die	Die Only	Description
8017	1362	2652	SMA, SMB, SFR, ST, SC Type 0.128"/0.151"/0.215"/0.197"/0.178" HEX
8018	1330	2043	SMA/FC Type 0.215"/0.178"/0.151" HEX
8019	1331	2030	SRF and SMF Type .0190"/0.160"/0.132" RND
8037	1369	2669	3M SC/FC-3 0.120" RND/0.137" RND/0.190" RND
8039	1375	2685	FC/SC/ST/LC/SMA/MT-RJ 0.151"/0.178" HEX; LC RND/0.190" RND
1364	-	2654	Lucent Technologies SC type, 0.190"/0.105"/0.090 Crimp Sizes

## Paladin Tools®

### Fiber Optic Scribe

Incise or score the fiber optic glass in a scratch and pull technique of scribing optical fiber with minimum damage to the glass. Pen type scribe with screw in non reversible carbide tip. Wedge shaped tip. Stainless steel barrel.



Part # 1922.1

### Fiber Optic Polishing Pucks

Hand polishing pucks for SC, ST, FC and LC type fiber optic connectors. Manufactured from aluminum with tungsten coating. Cleaner than conventional plastic pucks because less debris left behind. Double the life of conventional plastic pucks.



Part #	Description
1920.1	SC,ST, FC polishing puck
1926.1	LC polishing puck



### OPTICAM™ Pre-Polished Cam Fiber Optic Termination Kits

For termination of all PANDUIT® OPTICAM™ Pre-Polished Connectors. No adhesive or electricity required for termination. OPTICAM™ Termination Tool (OCTT) simplifies tooling and termination, and virtually eliminates operator error by providing visual indication of proper termination after the cam step has been completed. Includes installation instructions and stripping templates for all PANDUIT® OPTICAM™ Pre-Polished Connectors.



### OPTICAM™ Pre-Polished Cam Termination Kit

Tools, consumables, installation instructions and stripping templates necessary for termination of all PANDUIT® OPTICAM™ Pre-Polished Cam Connectors.

Part # FCAMKIT

### OPTICAM™ Conversion Kit

Converts OPTI-CRIMP® Termination Kits with the additional tools, installation instructions and stripping templates required for termination of all PANDUIT® OPTICAM™ Pre-Polished Cam Connectors; includes OCTT Tool and cradles, and FVFLPC-2.5SMY and FVFLPC-1.25SMY Patch Cords.

Part # FPPKIT-CVY

### Cleaning Consumables Kit

Cleaning consumables required for termination of all fiber optic connectors; includes all of the same cleaning consumable items that are included in all termination kits.

Part # FCLEANKIT

### Field Kits

For termination of all PANDUIT field polish connectors. Fast acting adhesive; no long curing epoxy required for termination. Kit provides consumables for terminating up to 100 field polish connectors. CST115 Fiber Cable Jacket Stripper and PFX-0 Indelible Marking Pen are included.



Part #	Includes
FIELDKIT	FHSCT Heat Shrink Curing Tool – 110VAC, 60Hz
FIELDKIT-G	FHSCT-W Heat Shrink Curing Tool – 230VAC, 50Hz
FIELDKITRFB	Same items as the FIELDKIT or FIELDKIT-G
FCAMKITUPG	FHSCT Heat Shrink Curing Tool – 110VAC, 60Hz
FCAMKITUPG-G	FHSCT-W Heat Shrink Curing Tool – 230VAC, 50Hz



# Fiber Optics - Tools, Testers & Kits



### OPTI-CRIMP® Pre-Polished Crimp Fiber Optic Termination Kits

For termination of all PANDUIT® OPTI-CRIMP® Pre-Polished Crimp Connectors. No adhesive required for termination. Includes FVFLY Visual Fault Locator and FVFLPCY Patch Cord for visual verification of optimal continuity between the field fiber and the pre-polished fiber stub during crimp termination. Includes installation instructions and stripping templates for all PANDUIT® OPTI-CRIMP® Pre-Polished Crimp Connectors and FJ OPTI-CRIMP® Pre-Polished Crimp Jack Modules. Tools, consumables, installation instructions and stripping templates necessary for termination of SC, ST and FJ® OPTI-CRIMP® Pre-Polished Crimp Multimode Connectors and Jack Modules onto 3mm jacketed cable and 900µm tight-buffered fiber.



Part # FJMVKITY



### Fiber Optic Products Crimp Tool

Fiber crimp tool features a full cycle ratchet mechanism for crimping a variety of Fiber Optic Products connector types. Six hex sizes including .042", .068", .078", .125", .151", .178". Accommodates most fiber connector types. Lifetime warranty.

Part # TRF-5900

### Adjustable Fiber Optic Products Stripper

Designed for stripping fiber-optic cables, this tool features 3 strip guides for outer jackets, 250µm fiber and 125µm buffer coating. Adjustable for special sizes. Lifetime warranty.

Part # TFS-1400

### Fiber Optic Products Stripping Tool

Rotary function Fiber Optic Products stripping tool made of ABS plastic with precision blades for stripping fiber outer jackets and insulation with .010" and .125" diameters. Lifetime warranty excludes blades.



Part # TFS-1300

### Fiber Kevlar Scissors

Feature non-slip serrated blades for easy cutting of fiber Kevlar buffer material. Ergonomic handle design and chrome plated blades. Lifetime warranty.



Part # TFS-1200

### Fiber Optic Products Termination Kit

An economical solution for fiber termination. Housed in a durable ABS case are all the essentials for terminating fiber connectors. Kit contents: Carbide Scribe, Syringes, TFS-1400 Stripper, A/B Fast Epoxy, ST and SC Polish Disc, Wipe Paper, TFS-1200 Fiber Scissors, Fiber Optic Products Crimp Tool, 6µm and 1µm Diamond Polish Film, .05µm Alum. Oxide Polish Film and Rubber Work Pad.

Part # NFK-2000

## NOTES

---

---

---

---

---

---

---

---

---

---

---

---

---

---

---

---

---

---

---

---

---

---

---

