

MIC® Plenum Cables 2-24 Fiber

A LANscape® Pretium™ Solutions Product



Corning
Cable Systems

Applications


- Building backbone and horizontal installations in plenum, riser and general purpose environments

Description

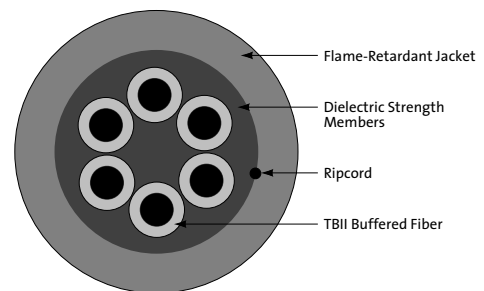
Corning Cable Systems OFNP MIC® Cables utilize 900 µm TBII® Buffered Fibers surrounded by dielectric strength members with a flexible, flame-retardant outer jacket. These cables meet the application requirements of the National Electrical Code® (NEC® Article 770) and are OFNP and FT-6 listed. These cables are ideal for routing inside buildings within plenum areas and riser shafts, to telecommunications rooms and workstations.

Features / Benefits

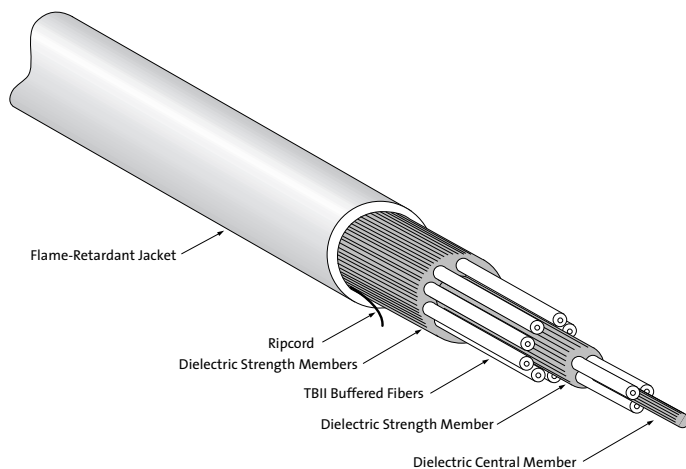
- 900 µm TBII Buffered Fibers enable easy, consistent stripping
- Small diameter and bend radius allow easy installation in space-constrained areas
- Available in 62.5 µm, 50 µm, single-mode and hybrid versions
- All-dielectric cable construction requires no grounding or bonding
- Availability with approval for TEMPEST applications
- Available with interlocking armor
- Listed OFNP and FT-6
- Available with Gigabit Ethernet and 10 Gigabit Ethernet performance



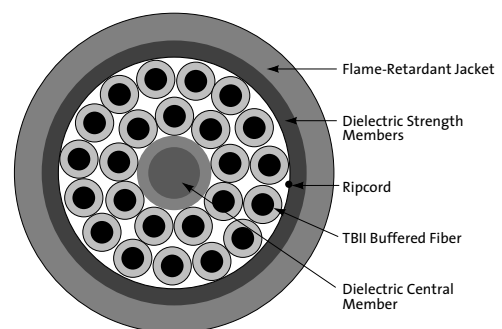
MIC Plenum Cables | Photo LAN04



6-Fiber OFNP MIC Cable | Drawing CPC-220/1/37



12-Fiber MIC Plenum Cable | Drawing CPC-220/1/39



24-Fiber OFNP MIC Cable | Drawing CPC-220/1/38



Product Specifications

MIC[®] Plenum Cables 2-24 Fiber

A LANscape[®] Pretium[™] Solutions Product

Corning
Cable Systems

Specifications

Storage Temperature	-40° to +70°C (-40° to +158°F)
Installation Temperature	0° to +60°C (+32° to +140°F)
Operating Temperature	0° to +70°C (+32° to +158°F)
Approvals, Listings and Standards	NEC [®] OFNP, CSA FT-6, ICEA S-83-596
Flame Resistance	NFPA 262 (for plenum, riser and general building applications)

Fiber Count	Nominal Outer Diameter mm (in)	Nominal Weight kg/km (lb/1000 ft)	Central Member	Maximum Tensile Loads		Minimum Bend Radius	
				Short-Term N (lbf)	Long-Term N (lbf)	Loaded cm (in)	Installed cm (in)
Single Layer							
2	5.0 (0.20)	22 (15.0)	Y	440 (99)	132 (30)	7.5 (3.0)	5.0 (2.0)
4	5.3 (0.21)	26 (17.0)	Y	440 (99)	132 (30)	7.5 (3.0)	5.0 (2.0)
6	5.3 (0.21)	29 (19.0)	Y	440 (99)	132 (30)	7.5 (3.0)	5.0 (2.0)
8	5.9 (0.23)	37 (25.0)	JY	440 (99)	132 (30)	8.9 (3.5)	5.9 (2.3)
Dual Layer							
12 (9/3)	6.1 (0.24)	39 (26.0)	Y	440 (99)	132 (30)	9.6 (3.8)	6.4 (2.5)
18 (12/6)	7.4 (0.29)	59 (40.0)	Y	660 (148)	198 (45)	10.5 (4.2)	7.0 (2.8)
24 (15/9)	7.8 (0.31)	68 (45.0)	Y	660 (148)	198 (45)	11.1 (4.4)	7.4 (2.9)

Central Member Types: Y = Yarn, JY = Jacketed Yarn

Fiber arrangement in dual-layer designs is shown in parentheses. Example: (9/3) = 9 outside fibers around 3 inner fibers

Transmission Performance

Fiber Code	K	C	S	S	E
Performance Option Code	30	31	80	90	31
Fiber Type	62.5/125 μm (850/1300 nm)	50/125 μm (850/1300 nm)	50/125 μm (850/1300 nm)	50/125 μm (850/1300 nm)	Single-mode (1310/1383/1550 nm)
Maximum Attenuation (dB/km)	3.5/1.0	3.5/1.5	3.0/1.5	3.0/1.5	1.0/1.0/0.75
Minimum LED Bandwidth (MHz•km)	200/500	500/500	1500/500	1500/500	- / - / -
Minimum Effective Modal Bandwidth (MHz•km)	*220/ -	*510/ -	**2000/ -	***4700/ -	- / - / -
Serial Gigabit Ethernet Distance (m)	300/550	600/600	1000/600	1000/600	5000/ - / -
Serial 10 Gigabit Ethernet Distance (m)	33/ -	82/ -	300/ -	****550/ -	10000/40000

* As predicted by RML BW, per TIA/EIA 455-204 and IEC 60793-1-41, for intermediate performance laser-based systems (up to 1 Gb/s).

** As predicted by minEMBc, per TIA/EIA 455-220 and IEC 60793-1-49, for high performance laser-based systems (up to 10 Gb/s).

*** As predicted by minEMBc, per TIA/EIA 455-220 and IEC 60793-1-49, for high performance laser-based systems (up to 10 Gb/s).

**** The 550 m distance is equivalent to a 4700 EMB system with standards-compliant transceiver and fiber characteristics, 3.0 dB/km cable attenuation and 1.0 dB total connector loss.

MIC® Plenum Cables 2-24 Fiber

A LANscape® Pretium™ Solutions Product

Corning
Cable Systems

Ordering Information

Contact Customer Service for other options.

8 8 - 3 1 - 2 9
1 2 3 4 5 6 7 8 9 10 11 12 13 14

1 - 3 Select fiber count.

Standard Offerings:
002 006 018
004 012 024

4 Select fiber type (see Transmission Performance Table).

5 / 12 Defines cable type.

8/- = Standard for MIC® Cable

6 Defines outer jacket.

8 = Standard for plenum

7 Defines fiber placement.

3 = Standard

8 Select length markings.

1 = Markings in feet (fiber counts ≤ 10)
3 = Markings in feet (fiber counts > 10)

9 Defines tensile strength (see Specifications).

**10 - 11 Select performance option code.
(see Transmission Performance Table).**

13 - 14 Defines special requirements.

29 = No special requirements

MIC[®] Plenum Cables 2-24 Fiber

A LANscape[®] Pretium[™] Solutions Product

Corning
Cable Systems

Corning Cable Systems LLC • PO Box 489 • Hickory, NC 28603-0489 USA
1-800-743-2675 • FAX: +1-828-901-5973 • International: +1-828-901-5000 • <http://www.corning.com/cablesystems>

Corning Cable Systems reserves the right to improve, enhance and modify the features and specifications of Corning Cable Systems' products without prior notification. LANscape, MIC and TBII are registered trademarks of Corning Cable Systems Brands, Inc. Pretium is a trademark of Corning Cable Systems Brands, Inc. Discovering Beyond Imagination is a trademark of Corning Incorporated. All other trademarks are the properties of their respective owners. Corning Cable Systems is ISO 9001 certified. © 2001, 2004 Corning Cable Systems. All rights reserved. Published in the USA. LAN-88-EN / December 2004 / 4M



CORNING
Discovering Beyond Imagination

LANscape[®]
PRETIUM
THE PREMIER SOLUTION