



## Description:

13 AWG stranded (7x21) .089" silver-plated copper conductor, polyethylene insulation, double silver-plated copper braid shield (97% coverage), non-contaminating PVC jacket.

## Physical Characteristics (Overall)

### Conductor

**AWG:**

# Coax	AWG	Stranding	Conductor Material	Dia. (in.)
1	13	7x21	SPC - Silver Plated Copper	.089

### Insulation

**Insulation Material:**

Insulation Material	Dia. (in.)
PE - Polyethylene	.285

### Outer Shield

**Outer Shield Material:**

Layer #	Type	Outer Shield Material	Coverage (%)
1	Braid	SPC - Silver Plated Copper	95
2	Braid	SPC - Silver Plated Copper	97

### Outer Jacket

**Outer Jacket Material:**

Outer Jacket Material
PVCNC - Polyvinyl Chloride Non-Contaminating

### Overall Cabling

**Overall Nominal Diameter:** 0.425 in.

## Mechanical Characteristics (Overall)

<b>Operating Temperature Range:</b>	-40°C To +80°C
<b>UL Temperature Rating:</b>	60°C (UL AWM Style 1354)
<b>Bulk Cable Weight:</b>	128 lbs/1000 ft.
<b>Max. Recommended Pulling Tension:</b>	225 lbs.
<b>Min. Bend Radius (Install)/Minor Axis:</b>	6 in.

## Applicable Specifications and Agency Compliance (Overall)

### Applicable Standards & Environmental Programs

<b>NEC/(UL) Specification:</b>	CMX
<b>CEC/C(UL) Specification:</b>	CMX
<b>AWM Specification:</b>	UL Style 1354 (30 V 60°C)
<b>EU CE Mark:</b>	No
<b>EU Directive 2000/53/EC (ELV):</b>	Yes
<b>EU Directive 2002/95/EC (RoHS):</b>	Yes
<b>EU RoHS Compliance Date (mm/dd/yyyy):</b>	10/01/2005



EU Directive 2002/96/EC (WEEE):	Yes
EU Directive 2003/11/EC (BFR):	Yes
CA Prop 65 (CJ for Wire & Cable):	Yes
MIL Order #39 (China RoHS):	Yes
Military Specification:	MIL-C-17G, M17/164-00001
RG Type:	214/U

### Flame Test

UL Flame Test:	VW-1
----------------	------

### Plenum/Non-Plenum

Plenum (Y/N):	No
---------------	----

## Electrical Characteristics (Overall)

### Nom. Characteristic Impedance:

Impedance (Ohm)
50

### Nom. Inductance:

Inductance (µH/ft)
.077

### Nom. Capacitance Conductor to Shield:

Capacitance (pF/ft)
30.8

### Nominal Velocity of Propagation:

VP (%)
66

### Nominal Delay:

Delay (ns/ft)
1.54

### Nom. Conductor DC Resistance:

DCR @ 20°C (Ohm/1000 ft)
1.7

### Nominal Outer Shield DC Resistance:

DCR @ 20°C (Ohm/1000 ft)
0.7

### Nom. Attenuation:

Freq. (MHz)	Attenuation (dB/100 ft.)
1	.17
10	.55
50	1.3
100	1.9
200	2.7
400	4.1
700	6.5
900	7.6
1000	8.0
4000	20.0

### Max. Power Rating:

Freq. (MHz)	Rating (W)
50	1500
100	907
200	549
400	332
700	221
900	184



1000	171
4000	62

**Max. Operating Voltage - UL:**

Voltage	Description
30 V RMS	UL AWM Style 1354
300 V RMS	NEC

**Max. Operating Voltage - Non-UL:**

Voltage
3700 V RMS (MIL-Spec.)

### Notes (Overall)

**Notes:** Non-SWR swept version of RG-214.

### Put Ups and Colors:

Item #	Putup	Ship Weight	Color	Notes	Item Desc
8268 0101000	1,000 FT	140.000 LB	BLACK	C	RG214/U MIL-C-17G COAX
8268 010500	500 FT	70.500 LB	BLACK	C	RG214/U MIL-C-17G COAX

**Notes:**

C = CRATE REEL PUT-UP.




# MIL-C-17G QPL Cable

50 Ohm Coax

Description	Part No.	UL NEC/ C(UL) CEC Type	Standard Lengths		Standard Unit Weight		Conductor (stranding) Diameter Nom. DCR	Nominal Core OD		Shielding Materials Nom. DCR	Nominal OD		Nom. Imp. (Ω)	Nom. Vel. of Prop.	Nominal Capacitance		Nominal Attenuation		
			Ft.	m	Lbs.	kg		Inch	mm		Inch	mm			pF/Ft.	pF/m	MHz	dB/100 Ft.	dB/100m

**15.5 AWG** Solid .056" Silver-plated Copper Conductor • Double Silver-plated Copper Braid Shield (95% Coverage)


**Polyethylene Insulation • Black Non-contaminating PVC Jacket**

85°C	<b>9861</b>	—	1000	304.8	91.0	41.4	15.5 AWG (solid)	.185	4.70	(2) SPC Braids	.332	8.43	50	66%	30.8	101.0	1	.3	.9
																			
.056" SPC 3.3Ω/M' 10.8Ω/km																			
95% Shield Coverage 1.1Ω/M' 3.6Ω/km																			
																	10	.8	2.7
																	50	1.9	6.2
																	100	2.7	8.9
																	200	4.1	13.5
																	400	5.9	19.4
																	700	8.0	26.2
																	900	9.1	29.9
																	1000	9.8	32.2

M17/162-00001 (RG-212/U). Non-SWR swept version of RG-212.

**13 AWG** Stranded (7x21) .089" Bare Copper Conductor • Bare Copper Braid Shield (96% Coverage)


**Polyethylene Insulation • Black Non-contaminating PVC Jacket**

UL AWM Style 1354 (30V 60°C)	<b>8267</b>	NEC: CMX CEC: CMX	500	152.4	59.5	27.0	13 AWG (7x21)	.285	7.24	BC Braid	.405	10.29	50	66%	30.8	101.0	1	.2	.6
																			
.089" BC 1.7Ω/M' 5.6Ω/km																			
96% Shield Coverage 1.2Ω/M' 3.9Ω/km																			
																	10	.6	1.8
																	50	1.3	4.3
																	100	1.9	6.2
																	200	2.7	8.9
																	400	4.1	13.5
																	700	6.5	21.3
																	900	7.6	24.9
																	1000	8.0	26.2
																	4000	21.5	70.5

M17/163-00001 (RG-213/U). Non-SWR swept version of RG-213.

**13 AWG** Stranded (7x21) .089" Silver-plated Copper Conductor • Double Silver-plated Copper Braid Shield (97% Coverage)

**Polyethylene Insulation • Black Non-contaminating PVC Jacket**

UL AWM Style 1354 (30V 60°C)	<b>8268</b>	NEC: CMX CEC: CMX	500	152.4	70.5	32.0	13 AWG (7x21)	.285	7.24	(2) SPC Braids	.425	10.80	50	66%	30.8	101.0	1	.2	.6
																			
.089" SPC 1.7Ω/M' 5.6Ω/km																			
97% Shield Coverage .7Ω/M' 2.3Ω/km																			
																	10	.6	1.8
																	50	1.3	4.3
																	100	1.9	6.2
																	200	2.7	8.9
																	400	4.1	13.5
																	700	6.5	21.3
																	900	7.6	24.9
																	1000	8.0	26.2
																	4000	20.0	65.6

M17/164-00001 (RG-214/U). Non-SWR swept version of RG-214.

BC = Bare Copper • DCR = DC Resistance • SPC = Silver-plated Copper