

MIC® Unitized Riser Cables 36-144 Fiber

A LANscape® Pretium™ Solutions Product



Corning
Cable Systems

Applications


- Intrabuilding backbones in riser and general purpose installations

Description

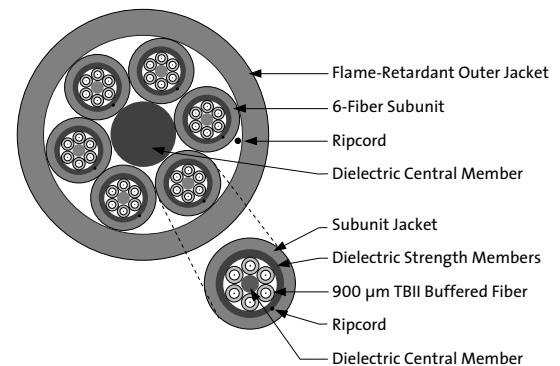
Corning Cable Systems MIC® Unitized Cables are multifiber cables with multiple subunits of six or 12 tight-buffered fibers stranded around a dielectric central member with dielectric strength members and a flame-retardant outer jacket. These cables meet the application requirements of the National Electrical Code® (NEC®) and are OFNR and FT-4 listed. These cables are ideal for routing inside buildings including in riser shafts, to telecommunications rooms and to workstations.

Features / Benefits

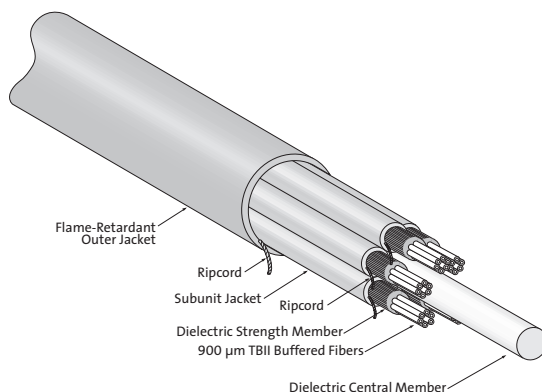
- Multifiber cable with multiple subunits of six or 12 fibers
- Utilizes TBII® Buffered Fiber enabling easy, consistent stripping
- Available in 62.5 μ m, 50 μ m, single-mode and hybrid versions
- All-dielectric construction requires no grounding or bonding
- Available with interlocking armor
- Meets application requirements of the National Electrical Code (NEC Article 770)
- Listed OFNR and FT-4
- Available with MSHA (Mine Safety & Health Administration) approval
- Available with Gigabit Ethernet and 10 Gigabit Ethernet performance



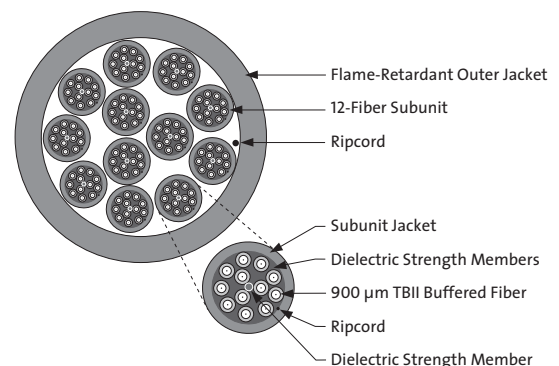
MIC Unitized Cable | Photo CLT17



36-Fiber MIC Unitized OFNR Cable | Drawing ZA-2708



36-Fiber MIC Unitized Cable | Drawing ZA-1895



144-Fiber MIC Unitized Cable | Drawing ZA-1900



Product Specifications

MIC® Unitized Riser Cables

36-144 Fiber

A LANscape® Pretium™ Solutions Product

Corning
Cable Systems

Specifications

Maximum Tensile Loads	Short-Term: 1320 N (297 lbf) Long-Term: 396 N (89 lbf)
Temperatures	Storage: -40° to +70°C (-40° to +158°F) Installation: -10° to +60°C (+14° to +140°F) Operation: -20° to +70°C (-4° to +158°F)
Approvals and Listings	National Electrical Code® (NEC®) OFNR, CSA FT-4, ICEA S-83-596
Flame Resistance	UL-1666 (for riser and general building applications)

Corning Cable Systems recommends storing indoor/outdoor cable in a proper temperature environment prior to installation to allow the cable temperature to meet installation temperature range specifications for best installation results.

Fiber Count	Unit Count	Nominal Outer Diameter mm (in)	Nominal Weight kg/km (lb/1000 ft)	Central Member	Minimum Bend Radius Loaded cm (in)	Minimum Bend Radius Installed cm (in)
6-Fiber Subunits						
36	6	14.8 (0.58)	189 (127)	JG	22.2 (8.7)	14.8 (5.8)
48	8	17.5 (0.69)	264 (177)	JG	26.3 (10.3)	17.5 (6.9)
12-Fiber Subunits						
60	5	17.9 (0.71)	237 (159)	JG	26.9 (10.6)	17.9 (7.0)
72	6	18.6 (0.73)	283 (190)	JG	27.9 (11.0)	18.6 (7.3)
96	8	21.2 (0.83)	399 (268)	JG	31.8 (12.5)	21.2 (8.3)
144	12 (9/3)	23.5 (0.93)	414 (278)	—	35.3 (13.9)	23.5 (9.3)

Central Member Types: G = Glass Reinforced Plastic (GRP), JG = Jacketed GRP

Note: Unit count includes the arrangement when in a dual-layer design. Example: 12 (9/3**) = 9 outside units around 3 inner units where 2 of the inner units are fillers.

Transmission Performance

Fiber Code	K	C	S	S	E
Performance Option Code	30	31	80	90	31
Fiber Type	62.5/125 µm (850/1300 nm)	50/125 µm (850/1300 nm)	50/125 µm (850/1300 nm)	50/125 µm (850/1300 nm)	Single-mode (1310/1383/1550 nm)
Maximum Attenuation (dB/km)	3.5/1.0	3.5/1.5	3.0/1.5	3.0/1.5	1.0/1.0/0.75
Minimum LED Bandwidth (MHz•km)	200/500	500/500	1500/500	1500/500	— / — / —
Minimum Effective Modal Bandwidth (MHz•km)	*220/ —	*510/ —	**2000/ —	***4700/ —	— / — / —
Serial Gigabit Ethernet Distance (m)	300/550	600/600	1000/600	1000/600	5000/ — / —
Serial 10 Gigabit Ethernet Distance (m)	33/ —	82/ —	300/ —	****550/ —	10000/40000

* As predicted by RML BW, per TIA/EIA 455-204 and IEC 60793-1-41, for intermediate performance laser-based systems (up to 1 Gb/s).

** As predicted by minEMBc, per TIA/EIA 455-220 and IEC 60793-1-49, for high performance laser-based systems (up to 10 Gb/s).

*** As predicted by minEMBc, per TIA/EIA 455-220 and IEC 60793-1-49, for high performance laser-based systems (up to 10 Gb/s).

**** The 550 m distance is equivalent to a 4700 EMB system with standards-compliant transceiver and fiber characteristics, 3.0 dB/km cable attenuation and 1.0 dB total connector loss.



MIC® Unitized Riser Cables 36-144 Fiber

A LANscape® Pretium™ Solutions Product

Corning
Cable Systems

Ordering Information

Contact Customer Service for other options.

□ □ □ □ 8 1 - □ □ 1 □ □ - 2 4
1 2 3 4 5 6 7 8 9 10 11 12 13 14

1 - 3 Select fiber count (036, 048, 060, 072, 096, 144).

4 Select fiber code (see Transmission Performance Table).

5 / 12 Defines cable type.

8/- = MIC®/MIC Unitized Cable Family

6 Defines outer jacket.

1 = Riser

7 / 8 Select number of fibers per subunit.

61 = 6 fibers per subunit (036-048 fibers)

T3 = 12 fibers per subunit (060-144 fibers)

9 Defines subunit diameter options.

10 - 11 Select performance option code
(see Transmission Performance Table).

13 - 14 Defines special manufacturing code.

24 = MIC/MIC Unitized Riser Cables



Corning Cable Systems LLC • PO Box 489 • Hickory, NC 28603-0489 USA

1-800-743-2675 • FAX: +1-828-901-5973 • International: +1-828-901-5000 • <http://www.corning.com/cablesystems>

Corning Cable Systems reserves the right to improve, enhance and modify the features and specifications of Corning Cable Systems products without prior notification. LANscape, MIC and TBI are registered trademarks of Corning Cable Systems Brands, Inc. Pretium is a trademark of Corning Cable Systems Brands, Inc. Discovering Beyond Imagination is a trademark of Corning Incorporated. All other trademarks are the properties of their respective owners. Corning Cable Systems is ISO 9001 certified. © 2001, 2005 Corning Cable Systems. All rights reserved. Published in the USA. LAN-92-EN / July 2005 / pdf

