

VIKING

TECHNICAL Practice

TELECOM SOLUTIONS FOR THE 21ST CENTURY

**K-1500-E
 K-1500-EHFA
 Emergency/Elevator
 Phones**
 June 11, 2008

Emergency Phones without Auto Dialing



Model K-1500-E

The **K-1500** Emergency Phones provide reliable handset or handsfree emergency communication.

The **K-1500-E** and **K-1500-EHFA** can be connected directly to a C.O. line or analog PABX/KSU station when used in conjunction with a hot-line dialer or programmed ring down circuit. The phones can also be used with Viking's **DLE-200B** ring down circuit.

When the button is pressed, the **K-1500-EHFA** will come off hook until its intelligent call progress detection automatically hangs it up. During this time, the user may converse handsfree. Alternatively, standard handset communication is used with the **K-1500-E**.

The **K-1500-E** and **K-1500-EHFA** components conform to industry-set standards and are mounted on a formed aluminum panel, finished in red powder paint for easy visibility.



Model K-1500-EHFA

Features

- Handsfree or handset models available
- Phone line powered
- No dial pads
- Designed to mount in a standard emergency phone enclosure (10" x 7" x 3")
- Built for easy installation and simple operation

K-1500-E Features

- Hearing aid compatible handset with volume control
- Use on any analog ringdown circuit

K-1500-EHFA Features

- **Intelligent call progress detection for automatic hang-up on CPC, silence, busy signal or timeout**
- **Alternate action "call" button to place or cancel a call**
- Selectable auto-answer feature allows remote monitoring
- Two-way handsfree communication
- Vandal resistant metal push button
- Programmable maximum call length
- **Programmable VOX (mic/speaker) switching speed**
- Adjustable mic and speaker volume
- Use on an analog ringdown circuit that provides CPC, busy, Return to dial tone or silence when called phone hangs up

Applications

- Commercial, industrial or residential elevators
- Use in conjunction with a Viking **K-1900-5** Dialer on C.O. lines or analog PABX/KSU stations
- Use on a programmed ringdown circuit of an analog PABX/KSU station

Phone...715.386.8861

<http://www.vikingelectronics.com>

Specifications

Power: Telephone line powered (18V DC/20mA minimum)
Dimensions: 174mm x 251mm x 63.5mm (6.8" x 9.875" x 2.1")
Shipping Weight: K-1500-E: 1.13 kg (2.5 lbs), K-1500-EHFA: .91 kg (2 lbs)
Environmental: 0°C to 32°C (32°F to 90°F) with 5% to 95% non-condensing humidity
K-1500-EHFA Speaker Volume: Approximately 70db maximum @ 1m
K-1500-EHFA Ring Voltage: 25V AC RMS minimum
K-1500-EHFA CPC Disconnect Time: 300ms minimum
K-1500-EHFA REN: 0.8A
Connections: K-1500-E: (1) RJ11 jack, K-1500-EHFA: (1) 2-position terminal block

IF YOU HAVE A PROBLEM WITH A VIKING PRODUCT, PLEASE CONTACT: VIKING TECHNICAL SUPPORT AT (715) 386-8666

Our Technical Support Department is available for assistance Monday 8am - 4pm and Tuesday through Friday 8am - 5pm central time. So that we can give you better service, before you call please:

1. Know the model number, the serial number and what software version you have (see serial label).
2. Have your Technical Practice in front of you.
3. It is best if you are on site.

RETURNING PRODUCT FOR REPAIR

The following procedure is for equipment that needs repair:

1. Customer must contact Viking's Technical Support Department at 715-386-8666 to obtain a Return Authorization (RA) number. The customer MUST have a complete description of the problem, with all pertinent information regarding the defect, such as options set, conditions, symptoms, methods to duplicate problem, frequency of failure, etc.
2. Packing: Return equipment in original box or in proper packing so that damage will not occur while in transit. Static sensitive equipment such as a circuit board should be in an anti-static bag, sandwiched between foam and individually boxed. All equipment should be wrapped to avoid packing material lodging in or sticking to the equipment. Include ALL parts of the equipment. C.O.D. or freight collect shipments cannot be accepted. Ship cartons prepaid to: **Viking Electronics, 1531 Industrial Street, Hudson, WI 54016**
3. Return shipping address: Be sure to include your return shipping address inside the box. We cannot ship to a PO Box.
4. RA number on carton: In large printing, write the R.A. number on the outside of each carton being returned.

RETURNING PRODUCT FOR EXCHANGE

The following procedure is for equipment that has failed out-of-box (within 10 days of purchase):

1. Customer must contact Viking's Technical Support at 715-386-8666 to determine possible causes for the problem. The customer MUST be able to step through recommended tests for diagnosis.
2. If the Technical Support Product Specialist determines that the equipment is defective based on the customer's input and troubleshooting, a Return Authorization (R.A.) number will be issued. This number is valid for fourteen (14) calendar days from the date of issue.
3. After obtaining the R.A. number, return the approved equipment to your distributor, referencing the R.A. number. Your distributor will then replace the product over the counter at no charge. The distributor will then return the product to Viking using the same R.A. number.
4. **The distributor will NOT exchange this product without first obtaining the R.A. number from you. If you haven't followed the steps listed in 1, 2 and 3, be aware that you will have to pay a restocking charge.**

LIMITED WARRANTY

Viking warrants its products to be free from defects in the workmanship or materials, under normal use and service, for a period of one year from the date of purchase from any authorized Viking distributor or 18 months from the date manufactured, whichever ever is greater. If at any time during the warranty period, the product is deemed defective or malfunctions, return the product to Viking Electronics, Inc., 1531 Industrial Street, Hudson, WI., 54016. Customer must contact Viking's Technical Support Department at 715-386-8666 to obtain a Return Authorization (R.A.) number.

This warranty does not cover any damage to the product due to lightning, over voltage, under voltage, accident, misuse, abuse, negligence or any damage caused by use of the product by the purchaser or others.

NO OTHER WARRANTIES. VIKING MAKES NO WARRANTIES RELATING TO ITS PRODUCTS OTHER THAN AS DESCRIBED ABOVE AND DISCLAIMS ANY EXPRESS OR IMPLIED WARRANTIES OR MERCHANTABILITY OR FITNESS FOR ANY PARTICULAR PURPOSE.

EXCLUSION OF CONSEQUENTIAL DAMAGES. VIKING SHALL NOT, UNDER ANY CIRCUMSTANCES, BE LIABLE TO PURCHASER, OR ANY OTHER PARTY, FOR CONSEQUENTIAL, INCIDENTAL, SPECIAL OR EXEMPLARY DAMAGES ARISING OUT OF OR RELATED TO THE SALE OR USE OF THE PRODUCT SOLD HEREUNDER.

EXCLUSIVE REMEDY AND LIMITATION OF LIABILITY. WHETHER IN AN ACTION BASED ON CONTRACT, TORT (INCLUDING NEGLIGENCE OR STRICT LIABILITY) OR ANY OTHER LEGAL THEORY, ANY LIABILITY OF VIKING SHALL BE LIMITED TO REPAIR OR REPLACEMENT OF THE PRODUCT, OR AT VIKING'S OPTION, REFUND OF THE PURCHASE PRICE AS THE EXCLUSIVE REMEDY AND ANY LIABILITY OF VIKING SHALL BE SO LIMITED.

IT IS EXPRESSLY UNDERSTOOD AND AGREED THAT EACH AND EVERY PROVISION OF THIS AGREEMENT WHICH PROVIDES FOR DISCLAIMER OF WARRANTIES, EXCLUSION OF CONSEQUENTIAL DAMAGES, AND EXCLUSIVE REMEDY AND LIMITATION OF LIABILITY, ARE SEVERABLE FROM ANY OTHER PROVISION AND EACH PROVISION IS A SEPARABLE AND INDEPENDENT ELEMENT OF RISK ALLOCATION AND IS INTENDED TO BE ENFORCED AS SUCH.

FCC REQUIREMENTS

This equipment complies with Part 68 of the FCC rules and the requirements adopted by the ACTA. Inside the front panel of this equipment is a label that contains, among other information, a product identifier in the format US:AAAEQ##TXXXX. If requested, this number must be provided to the telephone company.

The REN is used to determine the number of devices that may be connected to a telephone line. Excessive REN's on a telephone line may result in the devices not ringing in response to an incoming call. In most but not all areas, the sum of the REN's should not exceed five (5.0). To be certain of the number of devices that may be connected to a line, as determined by the total REN's, contact the local telephone company. For products approved after July 23, 2001, the REN for this product is part of the product identifier that has the format US:AAAEQ##TXXXX. The digits represented by ## are the REN without a decimal point (e.g., 03 is a REN of 0.3). For earlier products, the REN is separately shown on the label.

The plug used to connect this equipment to the premises wiring and telephone network must comply with the applicable FCC Part 68 rules and requirements adopted by the ACTA. If your home has specially wired alarm equipment connected to the telephone line, ensure the installation of this K-1500-EHFA does not disable your alarm equipment. If you have questions about what will disable alarm equipment, consult your telephone company or a qualified installer.

If the K-1500-EHFA causes harm to the telephone network, the telephone company will notify you in advance that temporary discontinuance of service may be required. But if advance notice isn't practical, the telephone company will notify the customer as soon as possible. Also, you will be advised of your right to file a complaint with the FCC if you believe it is necessary.

The telephone company may make changes in its facilities, equipment, operations, or procedures that could affect the operation of the equipment. If this happens, the telephone company will provide advance notice in order for you to make

the necessary modifications to maintain uninterrupted service.

If trouble is experienced with the K-1500-EHFA, for repair or warranty information, please contact:

Viking Electronics, Inc., 1531 Industrial Street, Hudson, WI 54016 (715) 386-8666

If the equipment is causing harm to the telephone network, the telephone company may request that you disconnect the equipment until the problem is resolved.

Connection to Party Line Service is subject to State Tariffs. Contact the state public utility commission, public service commission or corporation commission for information.

WHEN PROGRAMMING EMERGENCY NUMBERS AND (OR) MAKING TEST CALLS TO EMERGENCY NUMBERS:

Remain on the line and briefly explain to the dispatcher the reason for the call. Perform such activities in the off-peak hours, such as early morning or late evenings.

It is recommended that the customer install an AC surge arrester in the AC outlet to which this device is connected. This is to avoid damaging the equipment caused by local lightning strikes and other electrical surges.

PART 15 LIMITATIONS

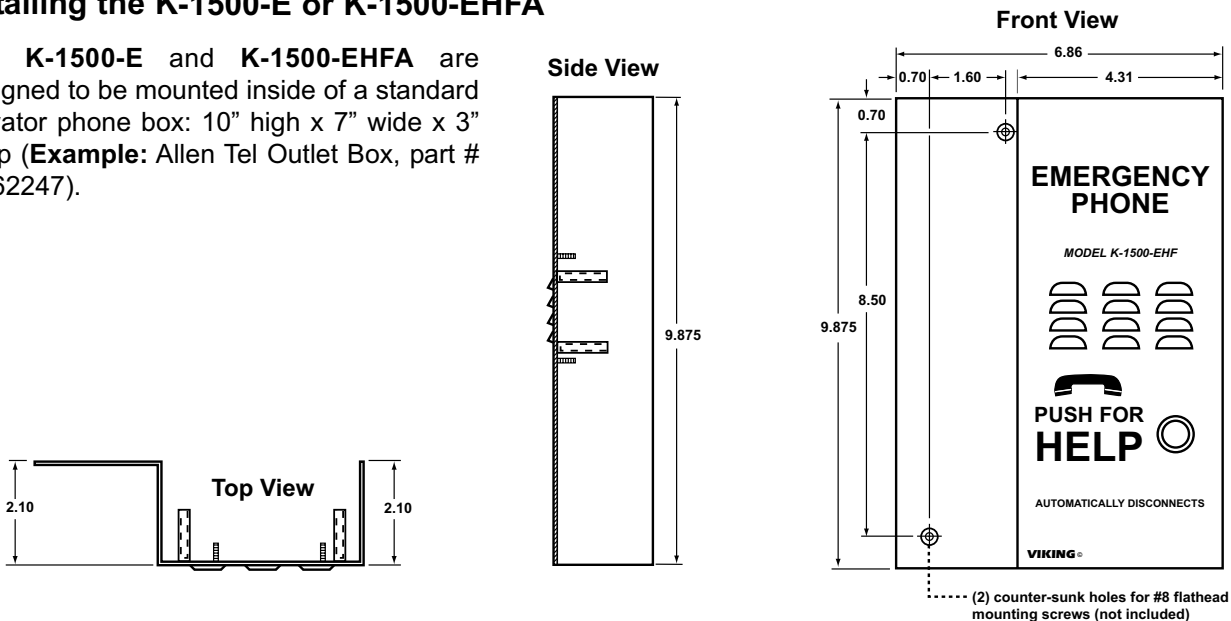
This equipment has been tested and found to comply with the limits for a Class A digital device, pursuant to Part 15 of the FCC Rules. These limits are designed to provide reasonable protection against harmful interference when the equipment is operated in a commercial environment. This equipment generates, uses, and can radiate radio frequency energy and, if not installed and used in accordance with the instruction manual, may cause harmful interference to radio communications. Operation of this equipment in a residential area is likely to cause harmful interference in which case the user will be required to correct the interference at his own expense.

Installation

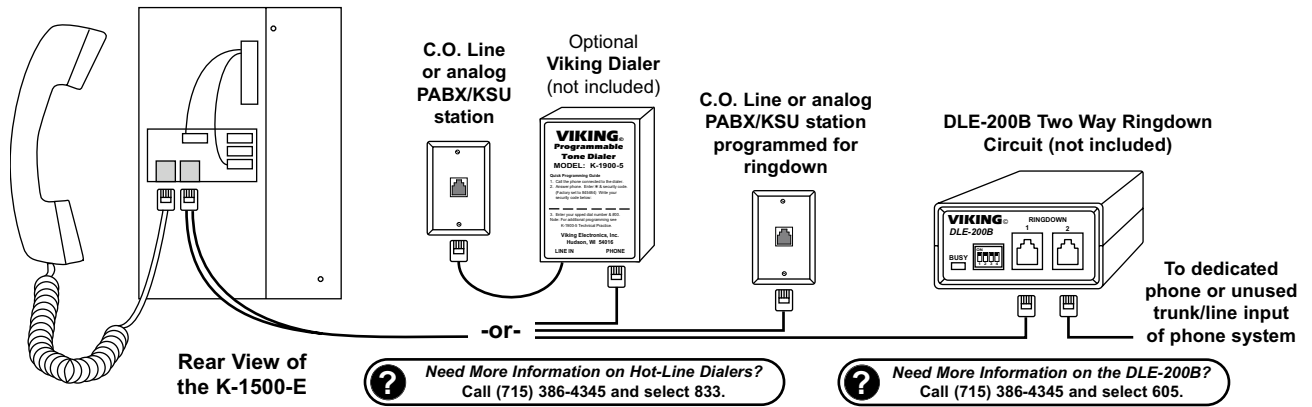
IMPORTANT: Electronic devices are susceptible to lightning and power station electrical surges from both the AC outlet and the telephone line. It is recommended that a surge protector be installed to protect against such surges. Contact Panamax at (800) 472-5555 or Electronic Specialists Inc. at (800) 225-4876.

A. Installing the K-1500-E or K-1500-EHFA

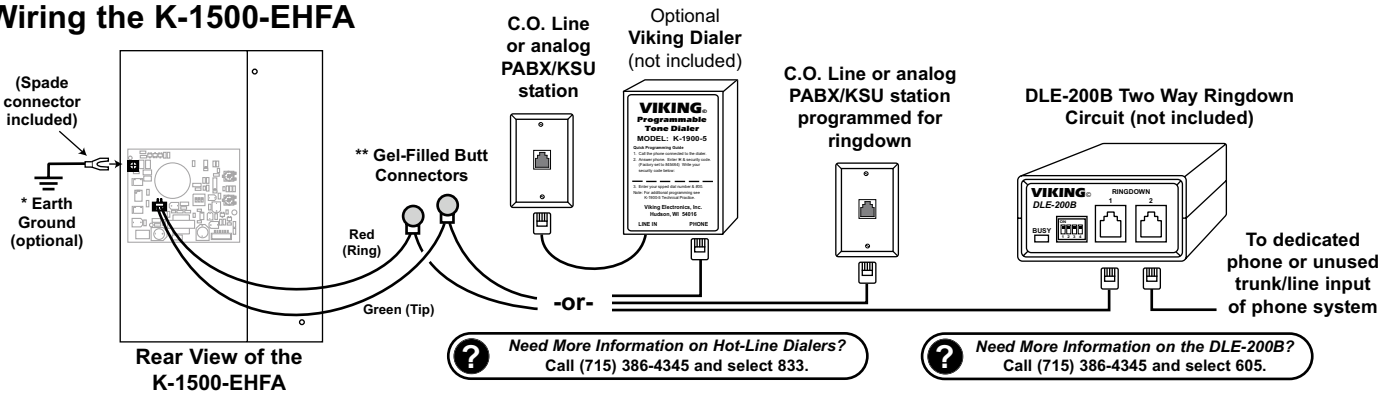
The **K-1500-E** and **K-1500-EHFA** are designed to be mounted inside of a standard elevator phone box: 10" high x 7" wide x 3" deep (**Example:** Allen Tel Outlet Box, part # GB62247).



B. Wiring the K-1500-E



C. Wiring the K-1500-EHFA



* **Note:** To increase surge protection, loosen the PCB mounting screw labeled \oplus (as shown above) and fasten a wire with spade terminal (included) from the mounting screw to Earth Ground (grounding rod, water pipe, etc.)

** **Note:** The gel-filled (water-tight) butt connectors are designed for insulation displacement on 19-26 gauge wire with a maximum insulation of 0.082 inches. Cut off stripped wire ends before terminating.

Programming the K-1500-EHFA

A. Adjusting Speaker Volume

The SPKR VOL pot can be adjusted to increase or decrease the speaker volume to the level desired as shown right.

B. Adjusting the Microphone Volume

In certain noisy locations (background traffic, machinery or wind), the microphone volume may need to be decreased. A symptom of this is one-way talk path, in which the distant party cannot be heard over the speaker. A MIC VOL pot is provided on the K-1500-EHFA for increasing or decreasing the microphone volume. **Note:** If the microphone volume is set too high or too low, one-way talk path may occur.

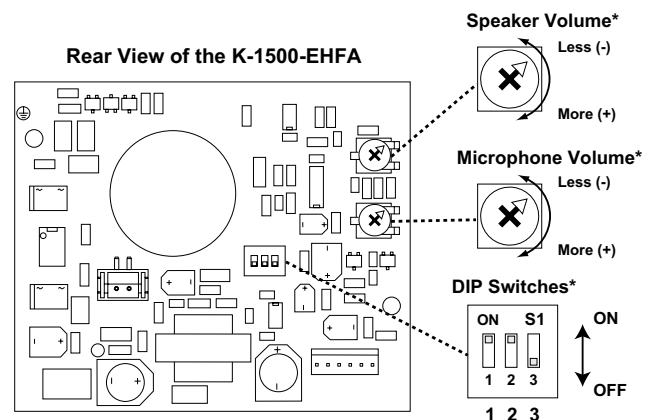
C. DIP Switch Programming

1. Auto Answer Feature ON/OFF (DIP Switch 1)

DIP switch 1 is for turning the Auto Answer feature ON and OFF. The K-1500-EHFA is factory set to auto answer when an inbound call is detected.

2. Dial Tone Detection ON/OFF (DIP Switch 2)

With DIP switch 2 in the ON position, if the K-1500-EHFA detects more than 5 seconds of continued dial tone, the unit will automatically disconnect. If the K-1500-EHFA is installed on a continuously noisy line, it may detect the noise as dial tone and automatically disconnect. If this happens, turn the dial tone detection (DIP switch 2) OFF.



* **Note:** Shown in default positions.

DIP Switch	Position	Description
1	ON	Auto-Answer ON *
1	OFF	Auto-Answer OFF
2	ON	Dial Tone Detection ON *
2	OFF	Dial Tone Detection OFF
3	ON	Programming Mode
3	OFF	Normal Operation Mode *

* **Note:** These are the factory settings.

3. Programming Mode ON/OFF (DIP Switch 3)

With DIP switch 3 in the OFF position, the **K-1500-EHFA** is in the "Normal Operation Mode" (factory setting). By placing DIP switch 3 in the ON position, the **K-1500-EHFA**'s programming mode is enabled. The programming mode is used for adjusting the Call Length Time Out, Silence Time for automatic disconnect and the Talk/Listen delay (VOX switching speed). These features are set from the factory and normally do not need adjustment. If adjustment is necessary, see **Programming** sections **D - I**.

D. Accessing the Programming Mode

The **K-1500-EHFA** can be programmed from any Touch Tone phone using a telephone line, Viking model **C-200** or **C-2000A** Entry Phone Controller, analog PABX/KSU station or a Viking model **DLE-200B** Line Simulator.

Step 1.	Move DIP switch 1 to the ON position (sets unit to answer incoming calls - see section C).
Step 2.	Move DIP switch 3 to ON (incoming calls automatically enter the programming mode - see section C).
Step 3.	From a Touch Tone phone call the line attached to the K-1500-EHFA .
Step 4.	When the K-1500-EHFA answers, 2 beeps will be heard and you will automatically enter the programming mode.
Step 5.	When finished programming, enter "0000" to exit programming and move DIP switch 3 back to OFF (see section C).

E. Quick Programming Features

	Select Feature	Wait for Beep(s)	Enter Time Value	Wait for 2 Beeps
Call length time out (1-9 minutes), blank = disabled (factory set to 11111 = 5 minutes)	0	beep	111...	beep beep
Silence time out for disconnect (10-90 seconds), blank = disabled (factory set to 1111 = 40 secs)	00	beep	111...	beep beep
Talk/listen delay (VOX switching speed) 0.1 - 0.9 seconds (factory set to 111 = 0.3 secs)	000	beep	111...	beep beep
Forced hang-up command (used to exit programming and hang up the K-1500-EHFA)	0000	3 beeps		

See **Table A** below 

F. Programming Beeps

If a valid "Feature" is entered, a single beep will be heard. If an invalid "Feature" (five or more zeros) is entered, 3 beeps will be heard and the **K-1500-EHFA** will hang up. If a valid "Time" is entered 2 beeps will be heard. If an invalid "Time" is entered, 3 beeps will be heard and you will have 20 seconds to enter the next valid "Feature".

G. Call Length Time Out

This feature selects the maximum length of time that calls can be connected. Programmable in increments of 1 minute up to a maximum of 9 minutes. Programming nothing in the time value location will disable the call length time out. With the call length disabled, the **K-1500-EHFA** phone must rely on CPC, busy, silence or return dial tone to hang-up. Use the chart at the right. * **Note:** The factory default is 5 minutes.

Table A

Time Value	Call Length Time Out	Silence Time Out	Talk/Listen Delay
1	1 min	10 sec	.1 sec
11	2 min	20 sec	.2 sec
111	3 min	30 sec	.3 sec*
1111	4 min	40 sec*	.4 sec
11111	5 min*	50 sec	.5 sec
111111	6 min	60 sec	.6 sec
1111111	7 min	70 sec	.7 sec
11111111	8 min	80 sec	.8 sec
111111111	9 min	90 sec	.9 sec
10 or more	Disabled	Disabled	Error

H. Silence Time Out

This feature selects the length of time that calls will remain connected without voice activity. Programmable in increments of 10 seconds up to a maximum of 90 seconds. To disable the silence time out, program nothing in the time value location. Use the chart at the right.

* **Note:** The factory default is 40 seconds.

I. Talk/Listen Delay (VOX Switching Speed)

This feature selects switching time between talk and listen modes (VOX switching time). Use the chart above.

* **Note:** The factory default is .3 seconds.

Operation

When the push button is pressed, the **K-1500-EHFA** phone goes off-hook, much like a standard speaker phone. In the event that the line is busy, the **K-1500-EHFA** will hang-up. The **K-1500-EHFA** will also automatically hang up on CPC, silence, busy signal, return to dial tone or time out. If programmed to auto-answer (DIP switch 1 **ON**), the **K-1500-EHFA** will also answer any incoming call.

Product Support Line... 715.386.8666

Fax Back Line... 715.386.4345

Due to the dynamic nature of the product design, the information contained in this document is subject to change without notice. Viking Electronics, and its affiliates and/or subsidiaries assume no responsibility for errors and omissions contained in this information. Revisions of this document or new editions of it may be issued to incorporate such changes.