

ADJUSTABLE RAIL QUADRA Rack™ AND SERVER Rack

KEY FEATURES

- The rear mounting rails adjust in depth front-to-rear to match equipment mounting requirements
- RMU spaces are marked and numbered on the front mounting rails; flip the mounting rails to change numbering bottom-to-top or top-to-bottom
- Includes a Top-Mount Cable Waterfall Tray to manage cables; and (1) 7 RMU T-shaped cable guide which can be snapped onto the front or rear of the rack and aligns with each RMU space
- Rack components are bonded together during assembly per TIA-942
- Stability and strength of a welded steel enclosure in an open mounting system
- Open design for unrestricted airflow and easy access to equipment and cabling
- Self-squaring assembly with welded front and rear frames reduces assembly time
- EIA-310-D compliant mounting rails support 19" wide rack-mount equipment
- Choose square-punched mounting holes for server equipment or threaded mounting holes for network equipment
- Includes a Two Mounting Hole Ground Terminal Block for easy attachment to the telecommunication ground
- Bay together easily to create multi-rack configurations
- Use with any CPI cabling section
- Vertical power strips attach to the side of the rack frame
- Support large equipment on heavy-duty four-post shelves or on side-mounted equipment support rails
- Side panels are available to cover the ends of the rack

APPLICATIONS

- The Adjustable Rail Quadra Rack™ with EIA standard threaded equipment mounting holes supports large modular network or voice switches, routers and other network equipment in communications equipment rooms
- The Adjustable Rail Server Rack with EIA standard square-punched equipment mounting holes supports rack-mount server and data storage equipment in data centers or computer equipment rooms
- Use with shelves or rails to support large, heavy computer and data storage equipment


RELATED ACCESSORIES

- Universal Horizontal Cable Manager
- Jumper Trays
- Heavy-Duty Equipment Shelves and Rails
- Vertical and Horizontal Power Strips
- LCD Monitor + Shelf
- Keyboard + Tray



Top-Mount Cable Waterfall Tray

Use to guide patch cords side-to-side or rack-to-rack. Included with every rack.




Rear Mounting Rails

Adjust in depth front-to-rear to match equipment mounting requirements




RMU spaces marked and numbered

Flip the mounting rails to change numbering to start at the top or bottom of the rack



Grounding and Bonding

Rack is bonded during assembly and includes a ground terminal block for bonding to the telecommunications ground



The Adjustable Rail Quadra Rack™ (ARQR) and the Adjustable Rail Server Rack (ARSR) provide a sturdy, feature rich solution for supporting rack-mount network, computer server and data storage equipment in data centers, computer equipment rooms and other IT facilities. Both racks offer the strength and stability of an enclosure in an open four-post mounting system that provides easy access to equipment and cabling.

The front and rear frames are welded to speed assembly and increase strength. Four brackets connect the front and rear corners of the frames. Front mounting rails attach to the front frame in a fixed position and align with the front of the rack or can be reversed for recessed mounting to maximize side-to-side airflow through network switches. Rear mounting rails can be adjusted in depth even after the rack has been bolted to the floor and can be extended beyond the rear of the frame by 6" (150 mm). A second set of holes along the sides of the frame lets you add optional side-mounted equipment support rails and vertical power strips that are independent of the mounting rails and use no RMU space. The bottom of the rack is punched for easy floor attachment. Each rack will support up to 2,204 lb (1000 kg) of equipment.

The Adjustable Rail Server Rack has square-punched mounting rails that let you change mounting hardware (cage nuts) to match specific computer server and data storage equipment mounting requirements. The Adjustable Rail Quadra Rack has threaded mounting holes that speed installation of patch panels, fiber enclosures and network switches. Each RMU is marked and numbered on the front pair of mounting rails making it easy to locate and position equipment. The front pair of mounting rails may be mounted to allow RMU numbering to start at the top or bottom of the rack.

Each rack is available in three heights and two depths and includes a Top-Mount Cable Waterfall Tray with adjustable radius drops to allow easy side-to-side routing for patch cords. Use with any CPI cabling section (vertical cable manager) or Cable Guide Kits to organize cables along the sides of the rack. Attach CPI Cable Runway to the top of the rack with J-Bolts, a Cable Runway Elevation Kit or a Cable Runway Mounting Bracket to support overhead premise cables. A side panel option is also available and can be mounted to CPI's vertical cable management products.

See reverse for product specifications and ordering information. Please contact CPI Technical Support for configuration assistance.



CHATSWORTH PRODUCTS, INC.



800-834-4969

techsupport@chatsworth.com
www.chatsworth.com

SPECIFICATIONS

- Four-post frame with threaded or square-punched mounting rails used to support 19" wide rack-mount network, computer server and data storage equipment and shelves
- For indoor use only, in environmentally controlled areas; may not be used outdoors, in industrial or harsh environments or in plenum spaces
- Includes:
 - (2) Mounting frames, (4) horizontal braces, (2) front mounting rails, (2) rear mounting rails, (1) top-mount cable tray & (1) 7 RMU cable guide
 - Assembly hardware
 - (1) Two Mounting Hole Ground Terminal Block and Antioxidant Joint Compound
 - Adjustable Rail QuadraRack includes (50) #12-24 screws
 - Adjustable Rail ServerRack includes (50) #12-24 cage nuts and screws
 - Order installation hardware separately (P/N 40604-001 or 40604-003 for concrete floors)
- Available Sizes: See dimensions and order table
- Usable Equipment Space: See dimensions and order table
- Equipment Support:
 - Front equipment mounting rails can be mounted flush to the front of the rack or recessed 2.95" (75 mm)
 - Rear equipment mounting rails attach at .98" (25 mm) increments and are adjustable front-to-rear from 15" (380 mm) to "Max Rail Depth" in the order table
 - 19" wide, EIA-310-D compliant hole pattern, 1-3/4" high (44.45 mm) RMU, Universal hole pattern with 5/8"-5/8"-1/2" (15.9 mm - 15.9 mm - 12.7 mm) vertical hole spacing
 - Adjustable Rail QuadraRack has threaded #12-24 equipment mounting holes
 - Adjustable Rail ServerRack has square-punched .375" (9.53 mm) equipment mounting holes
 - RMU spaces are marked and numbered on the front mounting rails; rails can be mounted with numbers beginning at the top or bottom of the rack
- Load Capacity: 2,204 lb (1000 kg) of equipment, evenly distributed over all four corners
- Grounding and Bonding:
 - Rack components are bonded together during assembly per TIA-942
 - Two ground connections (two pairs of M6 studs on 5/8" centers) are located at the front and rear of the rack on the bottom center of the frame
 - One ground terminal block is included with the rack
- Certifications: 19" EIA-310-D compliant; UL Listed 60950
- Material: Steel
- Construction: Welded front and rear frame, bolted assembly; ships unassembled, flat on a pallet
- Finish: Epoxy-polyester hybrid powder coat paint available in black, gray or computer white

Accessories:

- Cable Management: Use vertical and horizontal cable managers, sold separately
- Power Distribution: Use CPI vertical and rack-mount power strips, sold separately
- Seismic Bracing: Use CPI bracing kits, sold separately

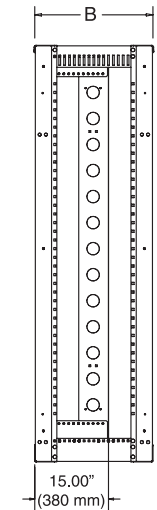
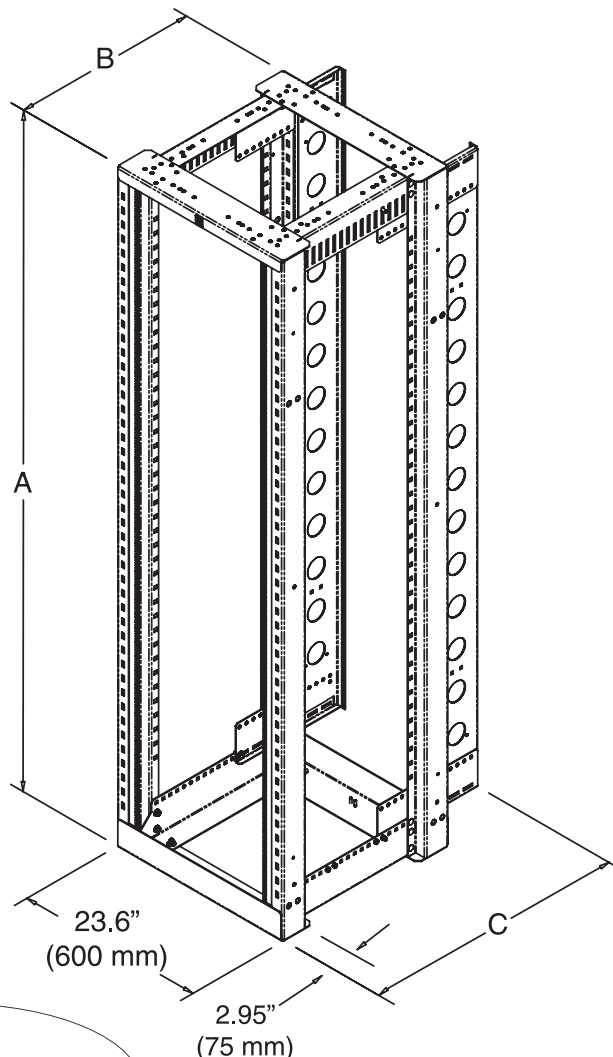
ORDERING INFORMATION

Adjustable Rail QuadraRack™						
Part Number	Description					Shipping Weight
	Rail Style	RMU	Rack Height (A)	Rack Depth (B)	Max. Rail Depth (C)	
15251-X01	#12-24 Threaded	38 RMU	72" (1800 mm)	23.62" (600 mm)	29.52" (750 mm)	166 lb (75.3 kg)
15251-X03	#12-24 Threaded	45 RMU	84" (2100 mm)	23.62" (600 mm)	29.52" (750 mm)	185 lb (83.9 kg)
15251-X15	#12-24 Threaded	51 RMU	96" (2400 mm)	23.62" (600 mm)	29.52" (750 mm)	206 lb (93.4 kg)
15252-X01	#12-24 Threaded	38 RMU	72" (1800 mm)	35.43" (900 mm)	41.33" (1050 mm)	175 lb (79.4 kg)
15252-X03	#12-24 Threaded	45 RMU	84" (2100 mm)	35.43" (900 mm)	41.33" (1050 mm)	193 lb (87.5 kg)
15252-X15	#12-24 Threaded	51 RMU	96" (2400 mm)	35.43" (900 mm)	41.33" (1050 mm)	215 lb (97.5 kg)

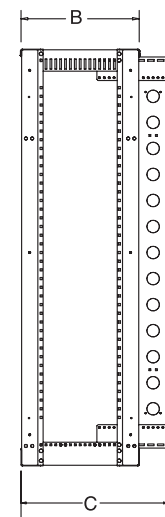
Adjustable Rail ServerRack						
Part Number	Description					Shipping Weight
	Rail Style	RMU	Rack Height (A)	Rack Depth (B)	Max. Rail Depth (C)	
15253-X01	Square-Punched	38 RMU	72" (1800 mm)	23.62" (600 mm)	29.52" (750 mm)	166 lb (75.3 kg)
15253-X03	Square-Punched	45 RMU	84" (2100 mm)	23.62" (600 mm)	29.52" (750 mm)	185 lb (83.9 kg)
15253-X15	Square-Punched	51 RMU	96" (2400 mm)	23.62" (600 mm)	29.52" (750 mm)	206 lb (93.4 kg)
15254-X01	Square-Punched	38 RMU	72" (1800 mm)	35.43" (900 mm)	41.33" (1050 mm)	175 lb (79.4 kg)
15254-X03	Square-Punched	45 RMU	84" (2100 mm)	35.43" (900 mm)	41.33" (1050 mm)	193 lb (87.5 kg)
15254-X15	Square-Punched	51 RMU	96" (2400 mm)	35.43" (900 mm)	41.33" (1050 mm)	215 lb (97.5 kg)

X=Color; 1=Gray, 2=White, 7=black. Rails are 19"EIA. Minimum Rail Depth is 15.00" (380 mm).

DIMENSIONS



Side View
Min. Rail Depth



Side View
Max. Rail Depth



ACCESSORIES FOR ADJUSTABLE RAIL QUADRARACK AND ADJUSTABLE RAIL SERVERRACK

Equipment Support Rail

Provides additional support for heavy rack-mount equipment.

- Attaches to the side of the Adjustable Rail QuadraRack or ServerRack
- Provides a .98"W (25 mm) front-to rear support surface for equipment
- Does not interfere with RMU space
- Supports 200 lb (90.7 kg) of equipment
- Includes assembly and installation hardware
- Available in gray, computer white or black



Part Number	Description	Shipping Weight
15285-X01	For 23.62"D (600 mm) Racks	7 lb (3.2 kg)
15285-X02	For 35.43"D (900 mm) Racks	11 lb (5.0 kg)

X=Color; 1=Gray, 2=White, 7=Black

Top-Mount Cable Waterfall Tray

Use at the top of the Adjustable Rail QuadraRack and Adjustable Rail ServerRack to guide patch cords side-to-side or rack-to-rack.

- One Top-Mount Cable Waterfall Tray is included with each rack; a second can be added to the rear of the rack
- 6"W x 5.2"D (152 mm x 132 mm) with adjustable radius bends that align with the vertical cable manager
- Made of steel
- Available in gray, computer white or black



Part Number	Description	Shipping Weight
15275-X01	Top-Mount Cable Waterfall Tray	14 lb (6.4 kg)

X=Color; 1=Gray, 2=White, 7=Black

Universal Horizontal Cable Manager

19" EIA rack-mount cable manager available in 1 RMU, 2 RMU and 3 RMU, single- and double-sided versions. Use above and below patch panels to guide cables to network ports.



Part Number	Description	Shipping Weight
30139-719	Single-Sided, 1 RMU 4.96"D (126.0 mm)	2 lb (0.9 kg)
30130-719	Single-Sided, 2 RMU 5.14"D (130.6 mm)	3 lb (1.4 kg)
30131-719	Single-Sided, 3 RMU 5.14"D (130.6 mm)	4 lb (1.8 kg)
30529-719	Double-Sided, 1 RMU 11.73"D (297.9 mm)	5 lb (2.3 kg)
30530-719	Double-Sided, 2 RMU 11.73"D (297.9 mm)	6 lb (2.7 kg)
30531-719	Double-Sided, 3 RMU 11.73"D (297.9 mm)	6 lb (2.7 kg)


Color is Black.

Equipment Mounting Hardware

Additional equipment mounting hardware. Use screws with the Adjustable Rail QuadraRack. Use cage nuts and screws with the Adjustable Rail ServerRack.



Part Number	Description	Shipping Weight
40605-001	Screws, #12-24, 50 Pack, Zinc	1 lb (0.5 kg)
40605-005	Screws, #12-24, 50 Pack, Black	1 lb (0.5 kg)
12637-001	Cage Nuts/Screws, M6, 25 Pk	1 lb (0.5 kg)
12638-001	Cage Nuts/Screws, 10-32, 25 Pk	1 lb (0.5 kg)
12639-001	Cage Nuts/Screws, 12-24, 25 Pk	1 lb (0.5 kg)



Adjustable Depth Shelf

Support heavy peripheral equipment in the Adjustable Rail QuadraRack or ServerRack.

- 19"W x 1 RMU shelf with adjustable depth rear mounting brackets
- Supports 200 lb (90.7 kg) of equipment
- Solid or vented support surface; 17.68"W (449.1 mm)
- Made of steel
- Includes assembly hardware
- Available in gray, computer white or black



Solid



Vented

Part Number	Solid Shelf		Shipping Weight
	Shelf Depth	Min./Max. Rail Depth	
15245-X01	13.84" (351.5 mm)	15.75" (400 mm) - 21.65" (550 mm)	10 lb (4.5 kg)
15245-X02	20.73" (526.5 mm)	22.64" (575 mm) - 28.54" (725 mm)	12 lb (5.4 kg)
15245-X03	27.62" (701.6 mm)	29.53" (750 mm) - 35.43" (900 mm)	15 lb (6.8 kg)
15245-X04	34.51" (876.6 mm)	36.42" (925 mm) - 42.32" (1075 mm)	18 lb (8.2 kg)
Vented Shelf			
15255-X01	13.84" (351.5 mm)	15.75" (400 mm) - 21.65" (550 mm)	10 lb (4.5 kg)
15255-X02	20.73" (526.5 mm)	22.64" (575 mm) - 28.54" (725 mm)	12 lb (5.4 kg)
15255-X03	27.62" (701.6 mm)	29.53" (750 mm) - 35.43" (900 mm)	15 lb (6.8 kg)
15255-X04	34.51" (876.6 mm)	36.42" (925 mm) - 42.32" (1075 mm)	18 lb (8.2 kg)

X=Color; 1=Gray, 2=White, 7=Black

Jumper Trays

19" EIA rack-mount cable management tray available in 3.5" and 6" deep (89 mm and 150 mm) versions. Use above network switches to provide a side-to-side pathway for cables.



Part Number	Description	Shipping Weight
12183-719	19"W x 2 RMU x 3.5"D (89 mm)	3 lb (1.4 kg)
13183-719	19"W x 2 RMU x 6"D (150 mm)	4 lb (1.8 kg)

Color is Black.

Sold by:



ACCESSORIES FOR ADJUSTABLE RAIL QUADRARACK AND ADJUSTABLE RAIL SERVERRACK



Cable Guide Kit

- Organize cables as they enter the rack.
- 7 RMU T-shaped cable guides snap onto the front or rear of the rack
- The openings in between the T-shaped guides align with each RMU on the rack
- Available in black

Part Number	Description	Shipping Weight
15286-001	For 38 RMU Racks	5 lb (2.3 kg)
15286-003	For 45 RMU Racks	6 lb (2.7 kg)
15286-015	For 51 RMU Racks	7 lb (3.2 kg)

Each kit includes guides for two corners of the rack.



Fixed Equipment Mounting Rail

An additional pair of equipment mounting rails like the pair included on the front of the rack. Attach to the rear rack frame to create a solution with two mounting depths — the depth of the rack and the depth of the rear adjustable rails (set between 15”D and the rack depth).

- Attaches to the rear rack frame of the Adjustable Rail QuadraRack or Adjustable Rail ServerRack
- Includes installation hardware
- Available in gray, computer white or black

Part Number	Description	Shipping Weight
15259-X01	Threaded, for 38 RMU Racks	20 lb (9.1 kg)
15259-X03	Threaded, for 45 RMU Racks	23 lb (10.4 kg)
15259-X15	Threaded, for 51 RMU Racks	26 lb (11.8 kg)
15260-X01	Square-Punched, for 38 RMU Racks	19 lb (8.6 kg)
15260-X03	Square-Punched, for 45 RMU Racks	22 lb (10.0 kg)
15260-X15	Square-Punched, for 51 RMU Racks	25 lb (11.3 kg)

X=Color; 1=Gray, 2=White, 7=Black



Dual Vertical Power Strip Manager

Use to attach two CPI Vertical Power Strips to the Adjustable Rail QuadraRack or ServerRack.

- Supports two CPI 66.3”L (1684 mm) Vertical Power Strips side-by-side
- Attaches to the side of the rear mounting rail
- C-shaped bracket is 4.3”W x 1”D (110 mm x 25 mm)
- Includes installation hardware
- Available in black


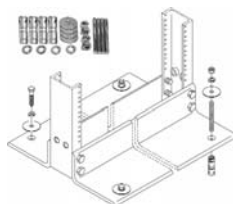
Part Number	Description	Shipping Weight
34595-C02	For 45 RMU Racks	10 lb (4.5 kg)
34595-C08	For 51 RMU Racks	11 lb (5.0 kg)

Note: Use CPI Vertical Power Strips for cabinets.

Floor Installation Hardware

Installation hardware for concrete slab floors. Racks should be attached to the floor. Threaded rod and other hardware is also available.

Part Number	Description	Shipping Weight
40604-001	Concrete Floor, 3/8” Hardware	1 lb (0.5 kg)
40604-003	Concrete Floor, 1/2” Hardware	1 lb (0.5 kg)



Side Panel

Used to cover the end of the rack and/or vertical cable managers at the end of a row on the Adjustable Rail QuadraRack or ServerRack.

- Solid side panel matches the height and depth of rack
- Made of steel
- Available in gray, computer white or black

Part Number	Description		Shipping Weight
	Rack Depth	Rack Height	
15270-X01	23.62” (600 mm)	72” (1800 mm)	51 lb (23.1 kg)
15270-X02	23.62” (600 mm)	84” (2100 mm)	57 lb (25.9 kg)
15270-X03	23.62” (600 mm)	96” (2400 mm)	48 lb (21.8 kg)
15270-X04	35.43” (900 mm)	72” (1800 mm)	63 lb (28.6 kg)
15270-X05	35.43” (900 mm)	84” (2100 mm)	71 lb (32.2 kg)
15270-X06	35.43” (900 mm)	96” (2400 mm)	60 lb (27.2 kg)

X=Color; 1=Gray, 2=White, 7=Black



Vertical Power Strip

Distribute power to equipment on the rack. The Vertical Power Strip attaches to the side of the rack frame with included hardware kit.

- Rated for 125/250 VAC and 16 AMP
- One IEC320 C-20 power inlet and 20 IEC320 C-13 power outlets
- 66.3”L (1684 mm), no circuit breaker, power cord not included
- Optional power meter displays current use with a three digit digital display

Part Number	Description	Shipping Weight
13179-721	Power Strip with no Power Meter	13 lb (5.9 kg)
13179-771	Power Strip with Power Meter	13 lb (5.9 kg)

Note: Other options are available. Use CPI Vertical Strips for cabinets.

