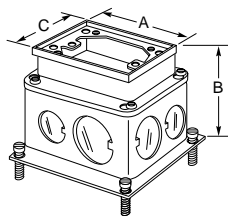


Floor and Wall Boxes

Shallow Rectangular Stamped Steel

ScrubShield™
Complies with UL514A



B2421



B2422



B2423



B2429

Stamped Steel

Catalog Numbers (Single or Multi Service)	B2421*	B2422*	B2423*	B2429
Gangs	Single	Two	Three	Single
Min. Depth of Pour Inches (mm)	2.75" (69.6)	2.75" (69.6)	2.75" (69.6)	3.00" (76.2)
Adjustability (Fully, Semi, Non)	Fully	Fully	Fully	Fully
Before Pour External Height Adjustment Inches (mm)	1.25" (31.8)	1.25" (31.8)	1.25" (31.8)	1.25" (25.4)
After Pour Internal Height Adjustment Inches (mm)	.50" (12.7)	.50" (12.7)	.50" (12.7)	.38" (9.5)
Cubic inch Capacity (cm ³)	39.50 (647.3)	35.00 (573.5) each gang	34.00 (557.2) each gang	37.30 (611.2)
Dimensions - A Inches (mm)	4.38" (111.2)	4.38" (111.2)	4.38" (111.2)	4.38" (111.2)
Dimensions - B (†) inches (mm)	2.74" (69.6)	2.74" (69.6)	2.74" (69.6)	2.81" (71.4)
Dimensions - C Inches (mm)	3.19" (81.0)	6.44" (163.6)	9.67" (245.6)	3.19" (81.0)
Knockouts - Opposite Sides	(2) 1/2", (1) 3/4"	(4) Conc. 1/2", 3/4"	(6) Conc. 1/2", 3/4"	(2) 1/2" & (1) 3/4"
Knockouts - Opposite Ends	(1) 1/2", (1) 3/4"	(2) Conc. 1/2", 3/4"	(2) Conc. 1/2", 3/4"	(1) 1/2" (1) 3/4"
Knockouts - Bottom	(2) Conc. 3/4", 1", 1 1/4"	(4) Conc. 3/4", 1", 1 1/4"	(6) Conc. 3/4", 1", 1 1/4"	(3) 1/2" (2) 3/4"

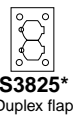
Brass Covers (suitable for use in tile or carpeted floors). All rectangular covers fit all rectangular boxes.



S3813*
Blank



S3625*
Duplex screw
1 1/2" x 1 1/2"



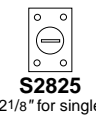
S3825*
Duplex flap



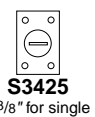
S2425*
Combination
2 1/8" x 3/4"



S2625*
Combination
2 1/8" x 1"



S2825
2 1/8" for single
receptacle



S3425
2 3/8" for single
receptacle



S3826*
Style Line
opening

Carpet Flanges (if required)	Catalog Numbers	Dimensions (mm)
Single Gang:		
Brass	SB3083	4.84" x 6.00" (123.0 x 152.4)
Aluminum	SA3083	4.84" x 6.00" (123.0 x 152.4)
Clear Polycarbonate	S3083	4.38" x 5.56" (111.3 x 141.2)
Two Gang:		
Brass	SB3084	8.06" x 6.00" (204.7 x 152.4)
Aluminum	SA3084	8.06" x 6.00" (204.7 x 152.4)
Clear Polycarbonate	S3084	7.56" x 5.56" (192.0 x 141.2)
Three Gang:		
Brass	SB3085	11.31" x 6.00" (287.3 x 152.4)
Aluminum	SA3085	11.31" x 6.00" (287.3 x 152.4)
Clear Polycarbonate	S3085	10.81" x 5.56" (274.6 x 141.2)

Key:
*Also available with aluminum adapter rings. Use "BA" prefix for floor boxes, "SA" prefix for covers.
(†) Dimension B represents the minimum dimension without base screws.
Notes: See page L-21 for hub sizes & locations.
See pages L-2 & L-3 for additional multiple service recessed floor box options.

Note: See page L-22 for Hubbell Selector chart, to match receptacle to cover.

