

#### FEATURES:

- M-Series MegaFrame Cabinet's wide variety of mounting rails now accommodate all brands of servers, providing a consistent, professional installation.
- New M-Series part numbers allow you to order fully configured cabinets or frames with specialty rails installed, saving time and money.
- Rails feature RMU marks, simplifying installation.
- All rails are fully adjustable to accommodate varying depths.
- Additional bracing and cooling accessories are available.

An Employee  
Owned Corporation



**CHATSWORTH  
PRODUCTS, INC.**

*Organizing. Storing. Securing.*

**800-834-4969**

techsupport@chatsworth.com  
www.chatsworth.com

## MEGAFRAME® CABINETS NOW INCLUDE HP®, IBM® & SUN® RAILS IN PART NUMBER MATRIX

Chatsworth Products' MegaFrame Cabinet can mount all brands of equipment. Don't waste time and money shopping for various cabinets to support your equipment. The M-Series MegaFrame Cabinet System will mount all of your equipment while providing a consistent, professional appearance in your data center.

CPI has made ordering easier by expanding its MegaFrame part number matrix so that you can now order MegaFrame Cabinets preassembled with your choice of tapped 12-24 rails, square-punched rails, HP rails, IBM rails or Sun rails.

HP rails are designed to support any HP server, but are required for "L" and "N" class servers. IBM rails feature round mounting holes to accommodate the bullet-shaped pegs of the eServer pSeries. CPI's Sun rails are a three-piece system featuring a pair of front, z-shaped and square-punched rails. Additional half-height kits are available as accessories for each of these manufacturers' rail styles to facilitate the mixing of different equipment within a single cabinet.

CPI's tapped rails are constructed of high-strength aluminum. Square-punched and specialty rails are constructed of 14-gauge steel. All rails have Universal EIA 5/8"-5/8"-1/2" alternating hole pattern. Rails are adjustable from front to back to accommodate equipment depths up to 39". Rails also feature RMU marks to simplify installation. Mounting hardware is included.

CPI's mounting rails are also available as accessories in both full and half heights. See catalog or website for information.

Select CPI solutions for your mounting needs and give your data center the professional, hi-tech appearance expected in a quality installation.

For more information, please contact your authorized CPI Distributor or CPI Customer Service Representative, or go to [www.chatsworth.com](http://www.chatsworth.com)


**See reverse for details.**



# MEGAFRAME® CABINETS NOW INCLUDE HP®, IBM® & SUN® RAILS IN STANDARD PART NUMBER MATRIX


## HP Rails

- Supports HP "L" and "N" class servers
- When configuring your cabinet for HP use, select the perforated metal door for ventilation
- Includes M5 cage nuts and screws




## IBM Rails

- Supports IBM's eServer pSeries
- When configuring your cabinet for IBM use, select the perforated metal door for ventilation. Fan Kit, Series 12480, and the Delphi ECS Enclosure Blower, Series 12900, is also available
- Includes M5 cage nuts and screws



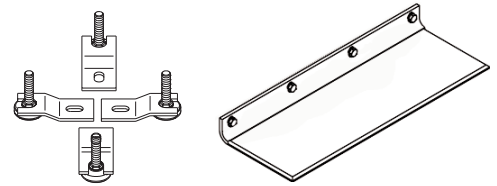
## Sun Rails

- Three-piece system mounts Sun's unique side-mounting servers
- Special z-shaped rails are used when mounting varying depths in one cabinet
- Includes 10-32 cage nuts and screws



## Bracing Options

Floor Anchor Clamps are included with each cabinet to prevent tipping when slide-mounted equipment is extended beyond the front of the cabinet. The Stabilization Kit, Series 12518, is an optional accessory where an application prevents use of Floor Anchor Clamps.



## M-Series MegaFrame Ordering Matrix

	Width	Height	Depth	Style
M	1=19"	0=84"	2=24"	0=Tapped rails, top & side panels
	2=23"	1=78"	3=30"	1=Tapped rails, top & no side panels
		2=72"	4=39"	2=Tapped rails, no top or side panels*
	5=48"		5=36"	3=Square-punched rails, top & side panels
				4=Square-punched rails, top & no side panels
				5=Square-punched rails, no top or side panels*
				A=HP rails, top & side panels
				B=HP rails, top & no side panels
				C=HP rails, no top or side panels*
				D=Sun rails, top & side panels
			E=Sun rails, top & no side panels	
			F=Sun rails, no top or side panels*	
			G=IBM rails, top & side panels	
			H=IBM rails, top & no side panels	
			J=IBM rails, no top or side panels*	

Color	Doors	Shipping
1=gray	0	1=Partial Assembly
2=white	1	2=Assembled
7=black	2	3=Assembled w/Reusable Carton
	3	
	4	



### Doors

- 0=No front, no rear
- 1=Plexiglass front, metal rear
- 2=Metal front, metal rear
- 3=Vented plexi front, perforated metal rear
- 4=Perforated metal front, perforated metal rear

*\*Note: These configurations result in a frame only, therefore, select Door Option 0 to complete your frame-only order.*

Example Part Number For 7' Cabinet with Sun Rails: M103D-242

Example Part Number For 7' Frame Only with Sun Rails: M103F-202

