


specifications

Icons shall be made of ABS or equivalent plastic material. The symbol shall be molded directly into the material. The tabs shall press fit into individual rectangular openings in the front of connectors and select faceplates. Icons shall be offered in a variety of colors and symbols for easy identification.



Icons

technical information

Color options:	IW=Off White, EI=Electric Ivory, IG=International Gray, WH=White, BL=Black, BU=Blue, RD=Red, YL=Yellow, OR=Orange, GR=Green and VL=Violet
Mounting options:	Can be used with MINI-COM ® Modular Jack Modules, OPTI-JACK ® Fiber Optic Jack Modules and select faceplates
Packaging:	100 per package

key features and ...benefits

Works with all MINI-COM modules, OPTI-JACK connectors and select faceplates	Provides a solution to meet a variety of applications
Multiple color offerings	Can be color coded to offer a variety of identification schemes or aesthetic solutions
Availability of a variety of symbols	Can be incorporated into many different applications including phone and computer
Durable	Will not break or tear
Reusable	Allows for easy moves, adds and changes

applications

Panduit Icons can be used with existing **MINI-COM** modules and select faceplates for identification of high performance copper and fiber installations. Icons are available in the same colors as Panduit connectors and faceplates, providing flexibility to the user. The multiple color options allow the user to

identify ports with different color icons instead of jacks, offering a low cost solution for identification. Computer and phone symbols provide further identification of modules. Icons can also be used with shielded modular jacks where colored jacks are not an option.

Icons

Phone: CIP**-C

Computer: CID**-C

Faceplates

Furniture faceplate: CFFPEBSL4**

4 position sloped: CFPHSL4**

2 position vertical sloped: CFP2SL2**

Modules

Category 5e: CJ5E88T**

Category 6: CJ688T**

Fiber Multimode Prepolished: FJJSAM5CEI

Fiber Multimode: FJJGM5C**

Fiber Singlemode: FJJGS9CBU

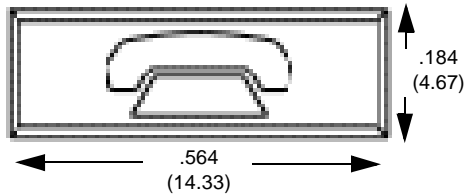
****Substitute:** IW = Off White
EI = Electrical Ivory
IG = International Gray
WH = White
BL = Black
BU = Blue
RD = Red
YL = Yellow
OR = Orange
GR = Green
VL = Violet

Contact factory for additional related parts

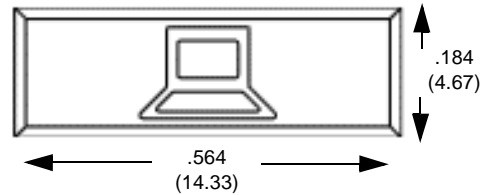
installer tip

When removing icon from runner, twist off to eliminate plastic burrs.

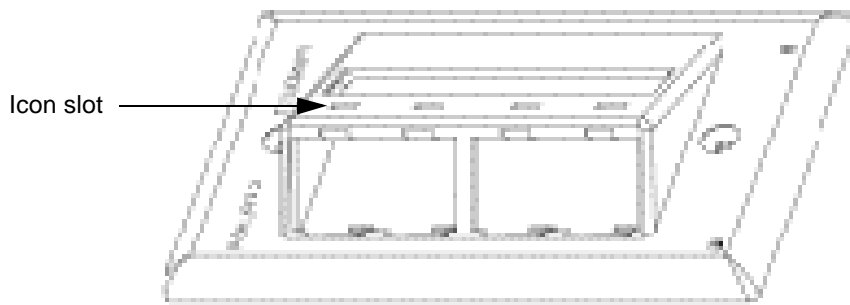
CIP** -C



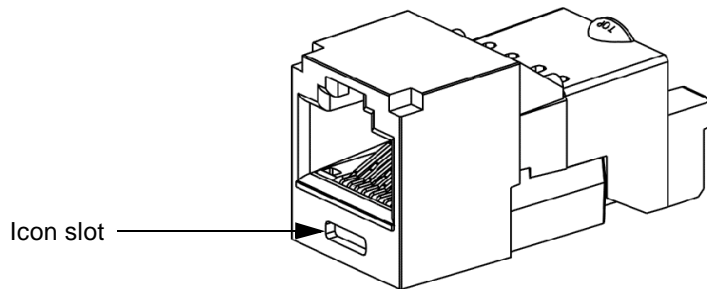
CID** -C



Faceplate with Icon



Modular Jack with Icon



Dimensions are in inches (Dimensions in parentheses are metric)

Our products are warranted to be free from defects in material and workmanship at the time of sale but our obligation under this warranty is limited to the replacement of any product proved to be defective within 6 months (for product) or 90 days (for tools) from the date of delivery. Tool warranty is void if Panduit tools are modified, altered or misused in any way. Use of Panduit tooling with any product other than the specified Panduit products for which the tool was designed, constitutes misuse. Before using, user shall determine the suitability of the product for his intended use and user assumes all risk and liability whatsoever in connection therewith.

This warranty is made in lieu of and excludes all other warranties, expressed or implied. THE IMPLIED WARRANTIES OF MERCHANTABILITY AND FITNESS FOR A PARTICULAR USE ARE SPECIFICALLY EXCLUDED. Neither seller nor manufacturer shall be liable for any other injury, loss or damage, whether direct or consequential, arising out of the use of, or the inability to use, the product.

The information contained in this literature is based on our experience to date and is believed to be reliable. It is intended as a guide for use by persons having technical skill at their own discretion and risk. We do not guarantee favorable results or assume any liability in connection with its use. Dimensions contained herein are for reference purposes only. For specific dimensional requirements consult the factory. This publication is not to be taken as a license to operate under, or a recommendation to infringe any existing patents. This supersedes and voids all previous literature, etc.



PANDUIT CANADA
Div. of PANDUIT CORP.
Markham, Ontario
Phone: 800-387-9689

WORLD HEADQUARTERS
PANDUIT CORP.
Tinley Park, Illinois, USA
Phone: 888-506-5400, ext. 6914
708-532-1800, ext. 6914
Fax: 708-460-2897
Email: info@panduit.com
Internet: www.panduit.com/ngc

EUROPEAN HEADQUARTERS
PANDUIT EUROPE LTD.
London, UK
Phone: 181-601-7200

ASIAN HEADQUARTERS
PANDUIT SINGAPORE PTE. LTD.
Republic of Singapore
Phone: 861-3122

PANDUIT MEXICO/ LATIN AMERICA &
CARIBBEAN
Phone: (52) 3 666-2501

**For Pricing and Further Information –
Contact your local authorized
PANDUIT PAN-NET™ Distributor or Sales Office**