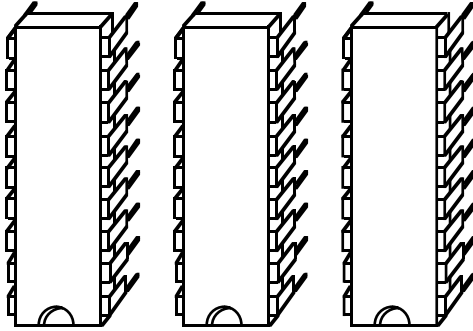


## Expand the Digital Voice Memory of Your TMS-6X or TMS-12A



The **DRAM-1M** memory expansion kit expands the digital voice memory of the **TMS-6X** and **TMS-12A** call sequencers. The kit provides 88 additional seconds of digital memory, for a total of 2 minutes. Each kit includes three DRAM chips.

**Sales...(715) 386 - 8861**

<http://www.VikingElectronics.com>

**E-mail...Sales@VikingElectronics.com**

### Installation

**Important:** Electronic components are sensitive to static electricity. Personnel and the work area should be grounded before handling.

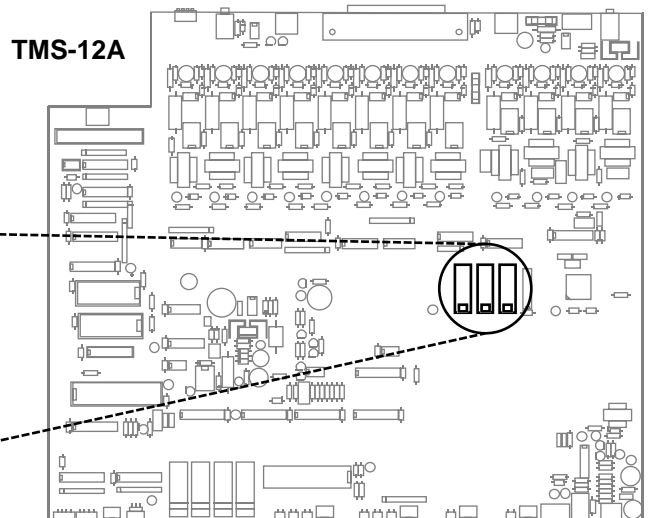
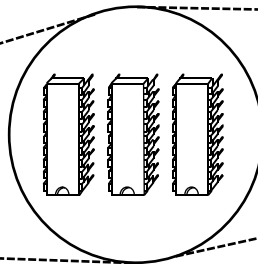
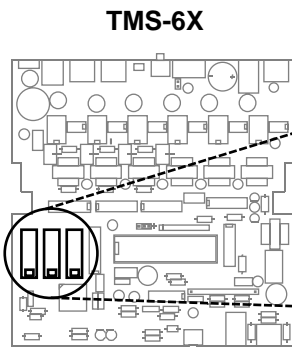
1. Disconnect the power to the call sequencer.
2. Open the closure of the **TMS-12A** or **TMS-6X**, by removing the exposed screws.
3. Carefully insert the DRAM chips with the indents facing in the direction as shown in the diagram below.
4. Replace the cover of the call sequencer.

### Specifications

**Environmental:** 0°C to 32°C (32°F to 90°F) with 5% to 95% non-condensing humidity

**Description:** Three 18 pin DRAM chips

**Made in the U.S.A.**



**Product Support Line...(715) 386-8666**

**Fax Back Line...(715) 386-4345**

Due to the dynamic nature of the product design, the information contained in this document is subject to change without notice. Viking Electronics, its affiliates and/or subsidiaries assume no responsibility for errors and/or omissions contained in this information. Revisions of this document or new editions of it may be issued to incorporate such changes.