


3-Service Floor Box

HUBBELL



Hubbell's NEW 3-Service Floor Box combines power, data and communication services in a single attractive and highly practical floor box. With all connections made inside the box, all that one sees are the cords leaving through the cable exit door to your equipment - no unsightly above floor fittings or plugs to look at. Connections are easily accessible through the hinged door and cover assembly that is available in three colors that blend into today's contemporary office color schemes. When open, the door allows wide access that facilitates the plugging

and unplugging of equipment. When closed, the cover lies level with the finished floor. The cover is designed to accept a piece of floor covering (carpet) so the unit will blend into the environment. Specifically designed to be installed into the shallowest of concrete pours (overall heights: stamped steel - 2 7/8", cast iron - 3"), the box and cover are designed to provide full adjustability: both before and after the concrete is poured. The result: a clean, level installation.

Features	Benefits
1. Concealed power, data and communication connections.	Provides a clean, attractive appearance. No unsightly pedestal or plugs.
2. Single box accommodates three services – <i>simultaneously!</i>	Minimizes installation/purchasing costs by having one box accommodate power, data and communication.
3. Hinged door and cover assembly available in three colors: ivory, brown and gray.	Provides aesthetically pleasing appearance.
4. Hinged door accepts piece of floor covering.	Allows unit to blend into today's office decor.
5. Cover assembly and floor box are designed for easy installation and activation.	Wide access and large cubic inch capacity facilitate wiring and conduit connections, along with activation/deactivation.
6. Units are fully adjustable.	Able to adjust units both before and after the concrete is poured - therefore allowing for a level installation.
7. Two green ground leads.	Increases possibility of proper grounding of receptacle(s); saves time and money during installation.

3-Service Floor Box

Heavy gauge steel plate in door.

Cover available in three colors with textured surface.


All end-user connections made inside the floor box.

Large cubic inch capacity.
 - Total
 - Wiring chamber

After-pour adjusting screws.

Pre-pour adjusting screws.

Floor box available in either stamped steel or cast iron.



Opening latch.

Cable exit door with foam insert.

Hinged door and assembly made of high impact thermo-plastic.

Service plates are tilted.

Wiring tunnel.

Wide access (3 7/8" x 10 1/2").

Carpet flange.

Multiple conduit entrances.




Other Features Include:

- Cover lies level with finished floor.
- Single box accommodates power, data and communication services.
- Overall height of the box kept to a minimum.
- Cover assembly is reversible.
- Protective concrete cover.
- Two green ground leads.

Specifying/Ordering Information

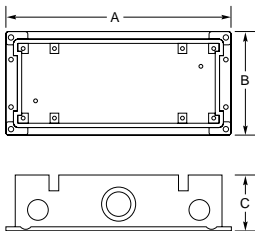
CATALOG NUMBER

DESCRIPTION

3SFB-SS	3-Service floor box; stamped steel - supplied with one receptacle plate and one telephone/data plate.
3SFB-C	3-Service floor box; cast iron - supplied with one receptacle plate and one telephone/data plate.
3SFB-C1	Cover; ivory 
3SFB-CBR	Cover; brown 
3SFB-CGY	Cover; gray 
3SFB-RP	Duplex receptacle plate
3SFB-TP	Telephone/data plate - supplied with four knockouts, two for modular telephone and two for coaxial data connectors.

Note: Service plates are supplied with knockouts, therefore, they can be used as blank plates if desired.

Dimensional Data



Catalog No.	Dimensions in inches (mm)					Cubic Inch Capacity (cm ³)		Conduit K/O's		Conduit Hubs	
	A Length	B Width	C Height	Before Pour Adj.	After Pour Adj.	Total	Per Wiring Chamber	Opposite Ends	Opposite Sides	Opposite Ends	Opposite Sides
3SFBSS	12.25" (311.2)	5.50" (139.7)	2.88" (73.0)	1.25" (31.8)	.44" (11.1)	133.90 (2194.2)	22.40 (367.1)	(1) 1"	(2) 3/4" (1) 1" & 1 1/4" Combination	—	—
3SFB-C	12.88" (327.0)	6.00" (152.4)	3.00" (76.2)	1.25" (31.8)	.44" (11.1)	133.10 (2181.1)	21.60 (354.0)	—	—	(1) 1 1/4"	(2) 3/4" (1) 1 1/4"



Wiring Device - Kellems

Hubbell Incorporated (Delaware) • 185 Plains Road • Milford, CT 06460-2420 • (203) 882-4800 • FAX (800) 255-1031
 World Wide Web URL: <http://www.hubbell-wiring.com>

Worldwide Locations

Hubbell Canada (905) 839-1138, Fax (905) 839-9108
 Hubbell Ltd. England (441) 234-855444, Fax (441) 234-854008
 Hubbell-Taian Co., Ltd., (886) 2 567-5995, Fax (886) 2 567-4853
 Hubbell Int'l. Inc., Korea Branch (82) 2 607-1362, Fax (82) 2 603-7386

Hubbell de Mexico, S.A. de C.V. (52) 5 575-2022, Fax (52) 5 559-8626
 Caribe Sales Agencies, Puerto Rico (809) 720-7185, Fax (809) 789-2796
 Hubbell S.E. Asia Pte., Ltd., (65) 382-1600, Fax (65) 382-3727
 Hubbell Inc. Middle East (971) 4 369-763, Fax (971) 4 360-541