


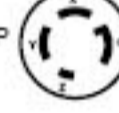


30 AMP Locking Devices



30 AMP 3Ø 250V 3-Pole 4-Wire Grounding

DESCRIPTION	CAT. NO.	CORD DIA. (inches)	WIRE GAUGE (stranded)	NEMA CONFIG.
V-0-MAX™ Single Flush Receptacle	2720†			
V-0-MAX™ Single Flush Receptacle, Isolated Ground	2720-IG†			L15-30R 
Locking Plug, Black Nylon Body	2721	.595-1.150	10-18	
Locking Connector, Black Nylon Body	2723	.595-1.150	10-18	L15-30P 
Locking Flanged Inlet	2725			
Locking Flanged Outlet	2726			



30 AMP 3Ø 480V 3-Pole 4-Wire Grounding

DESCRIPTION	CAT. NO.	CORD DIA. (inches)	WIRE GAUGE (stranded)	NEMA CONFIG.
V-0-MAX™ Single Flush Receptacle	2730†			
V-0-MAX™ Single Flush Receptacle, Isolated Ground	2730-IG†			L16-30R 
Locking Plug, Black Nylon Body	2731	.595-1.150	10-18	
Locking Connector, Black Nylon Body	2733	.595-1.150	10-18	L16-30P 
Locking Flanged Inlet	2735			
Locking Flanged Outlet★	2736			


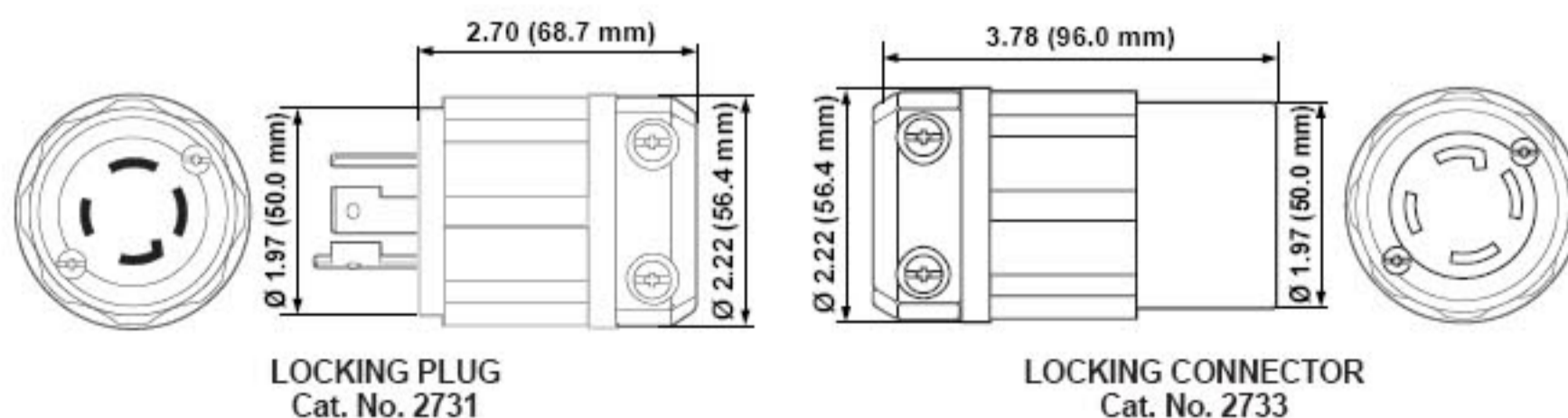
30 AMP 3Ø 600V 3-Pole 4-Wire Grounding

DESCRIPTION	CAT. NO.	CORD DIA. (inches)	WIRE GAUGE (stranded)	NEMA CONFIG.
Single Flush Receptacle★	2740†			
Single Flush Receptacle, Isolated Ground★	2740-IG†			L17-30R 
Locking Plug, Black Nylon Body	2741	.595-1.150	10-18	
Locking Connector, Black Nylon Body	2743	.595-1.150	10-18	L17-30P 
Locking Flanged Inlet	2745			
Locking Flanged Outlet	2746			

30 AMP 3ØY 120/208V 4-Pole 4-Wire Non-Grounding

DESCRIPTION	CAT. NO.	CORD DIA. (inches)	WIRE GAUGE (stranded)	NEMA CONFIG.
Single Flush Receptacle★	2750†			
Locking Plug, Black Nylon Body★	2751	.595-1.150	10-18	L18-30R 
Locking Connector, Black Nylon Body★	2753	.595-1.150	10-18	
Locking Flanged Inlet★	2755			L18-30P 
Locking Flanged Outlet★	2756			

†Uses stainless steel wallplate, Cat. No. 84020-40. For additional wallplate selections, please see Section G
For Corrosion Resistant Locking Devices, please check pages K2-K5
Weather-Resistant Boots for 30A Locking Plugs and Connectors are listed on page J20
All devices are UL Listed. Also CSA certified except where indicated by★



SPECIFICATIONS & FEATURES

- V-0-MAX™ Locking Receptacles carry a UL 94 V-0 Flammability Rating, the best rating of any material used in Industrial Locking Flush Receptacle available today
- Locking Plugs and Connectors feature heavy-duty construction for top performance in the environmental extremes of grueling industrial settings
- Flanged Inlets and Outlets are built to endure hard use with rugged nylon flanges that assure a smooth, flush fit and outstanding resistance to cracking and breaking

TESTING & CODE COMPLIANCE

- All receptacles, plugs, connectors, inlets and outlets are designed to meet NEMA WD-6, and ANSI C-73, and to meet/exceed UL 498 standards
- UL Fed. Spec. Listed WC-596 (File #E-13399 - Cat. Nos., 2720, 2726, 2730, 2736, 2740, 2746, 2750, 2756; File #E-13393 - Cat. Nos. 2721, 2723, 2725, 2731, 2733, 2735, 2741, 2743, 2745, 2751, 2753, 2755)
- CSA Certified (File #LR-406)
- NOM Certified (#057)
- Backed by a Lifetime Warranty

MATERIAL CHARACTERISTICS

Environmental: Flammability per UL94 or CSA C22/06 Requirements
Operating Temperature: -40°C to 60°C

