

VIKING PRODUCT MANUAL

COMMUNICATION & SECURITY SOLUTIONS

**25AE/30AE/
35AE/40AE**
Paging Horn and
Ceiling Speakers
September 9, 2013

Cost Effective Speakers for Indoor and Outdoor Use

The **25AE**, **30AE**, **35AE**, and **40AE** paging speakers provide additional economical paging coverage to existing Viking paging units (**PA-2A**, **PA-15**, **PA-30**, **PA-60**, **HF-3W**, **M2W**) or to any system with an 8 ohm output.



In outdoor, factory or warehouse environments, **25AE** paging horns are the best method of producing understandable sound. In these environments the directional design allows the installer to focus the sound cone down aisles and toward work areas.

In office and restaurant environments, it is best to distribute sound more evenly. Ceiling mounted **30AE**, **35AE**, or **40AE** speakers in close proximity offer the best distribution and are cost effective. The **35AE** speakers include a volume control.

Features

25AE Paging Horn

- Adjustable base for easy mounting and directional adjustment
- Compact design for discreet mounting

30AE/35AE Ceiling Speakers

- Metal white grill for flush mounting in office ceilings
- Mounting hardware included
- Excellent frequency response
- The **35AE** includes a volume control

40AE Ceiling Speakers

- Attractive with a modern look
- Flush mounts into a 9.5" to 10" diameter hole
- Integral mounting system
- Excellent sound quality

Applications

- Add additional speakers and coverage area to existing paging systems such as Viking models:

- **PA-2A** (DOD# 485)
- **PA-15** (DOD# 486)
- **PA-30** (DOD# 489)
- **PA-60** (DOD# 493)
- **HF-3W** (DOD# 470)
- **M2W** (DOD# 480)

- Add speakers to the **DVA-2WA**

Specifications

See complete specifications on page 2.

www.vikingelectronics.com
Information: (715) 386-8861

Specifications and Installation

A. 25AE Paging Horn

Nominal Power: 12 Watts
Impedance: 8 Ohms
Dimensions: 127mm (5") diameter
Shipping Weight: .68 kg (1.5 lbs)
Environmental: 5% to 95% non-condensing humidity
Frequency Response: 600 Hz to 7000 Hz

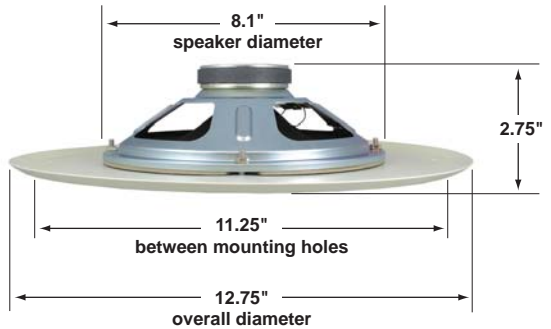
Installation: The **25AE** paging horn is designed to be surface mounted to any rigid surface.



B. 30AE/35AE Ceiling Speaker

Nominal Power: 6 Watts
Impedance: 8 Ohms
Dimensions: 324mm x 95mm (12.75" x 3.75")
Shipping Weight: 1.36 kg (3 lbs)
Environmental: 5% to 95% non-condensing humidity
Frequency Response: 85 Hz to 15,000 Hz


Installation: Mounting hardware for the **30AE** and **35AE** ceiling speakers is included for easy installation in drop ceilings or speaker enclosures. Flush mount into an 8.25" to 10.0" diameter hole.



B. 40AE Ceiling Speaker

Nominal Power: 15 Watts
Impedance: 8 Ohms
Dimensions: 270mm x 90mm (10.6" x 3.6")
Shipping Weight: 1.36 kg (3 lbs)
Environmental: 5% to 95% non-condensing humidity
Frequency Response: 85 Hz to 15,000 Hz

Installation: The **40AE** has an integral mounting system that requires only a phillips screw driver to quickly flush mount the speaker into a 9.5" to 10" diameter hole. Before mounting the **40AE** speaker, push the four mounting brackets to pop off the grill as shown in the diagram.



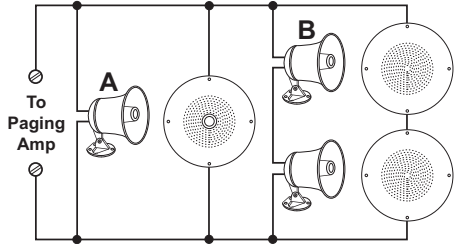
Wiring

Note: The 25AE paging horn is approximately 5dB louder than the ceiling speakers.

Important: The 35AE ceiling speaker must be parallel wired.

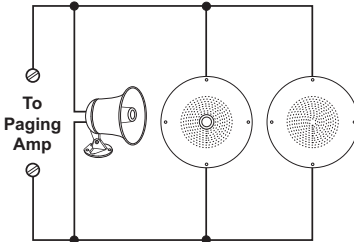
A. Series / Parallel

Speaker A will have approximately twice the volume of speaker B, as shown in the wiring diagram to the right.



B. Parallel

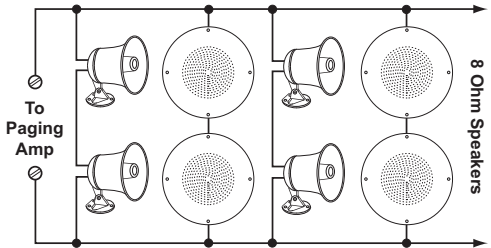
Similar speakers will have the same volume, as shown in the wiring diagram to the right.



C. Series / Parallel

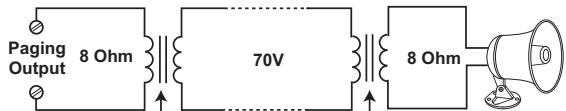
If connected as shown below right, see the table for speaker recommendations.

Paging Amp	Outputs	Speaker per Output	
		Parallel	Series/Parallel
HF-3W	1	1	2
M2W	1	3	6
PA-2A	1	3	6
PA-15	1	15	30
PA-30	2	15	30
PA-60	4	15	30



D. Long Cable Runs

Very long runs may require step up transformers, as shown in the wiring diagram to the right. For more information, see the Page Power Chart, DOD# 895.



Parts Express part # 300-040 or equivalent
(contact Parts Express at: 800-338-0531)

Speaker Recommendations

Ambient Noise Environment	Level	Typical Examples	Ceiling Height	Distance Between Speakers
Quiet - Conversations very easily understood.	50dB	Hotel lobby, hospital area, quiet office	9 ft 14 ft	35 ft 50 ft
Normal - Conversations easily understood.	60dB	Bank lobby, department store, auditorium	9 ft 14 ft	25 ft 35 ft
Noisy - Voice must be raised to be understood.	70dB*	Assembly line, supermarket, restaurant	9 ft 14 ft	15 ft 25 ft
Very Noisy - Conversation difficult or impossible.	80dB*	Punch press, printing plant, garage, yard	Paging Horns	25 ft to 75 ft

* **Note:** An **FBI-1A Feedback Eliminator** is recommended. For more information, see **DOD# 465**.

Warranty

IF YOU HAVE A PROBLEM WITH A VIKING PRODUCT, CONTACT: VIKING TECHNICAL SUPPORT AT (715) 386-8666

Our Technical Support Department is available for assistance Monday 8am - 4pm and Tuesday through Friday 8am - 5pm central time. So that we can give you better service, before you call please:

1. Know the model number, the serial number and what software version you have (see serial label).
2. Have your Technical Practice in front of you.
3. It is best if you are on site.

RETURNING PRODUCT FOR REPAIR

The following procedure is for equipment that needs repair:

1. Customer must contact Viking's Technical Support Department at 715-386-8666 to obtain a Return Authorization (RA) number. The customer **MUST** have a complete description of the problem, with all pertinent information regarding the defect, such as options set, conditions, symptoms, methods to duplicate problem, frequency of failure, etc.
2. Packing: Return equipment in original box or in proper packing so that damage will not occur while in transit. Static sensitive equipment such as a circuit board should be in an anti-static bag, sandwiched between foam and individually boxed. All equipment should be wrapped to avoid packing material lodging in or sticking to the equipment. Include ALL parts of the equipment. C.O.D. or freight collect shipments cannot be accepted. Ship cartons prepaid to: **Viking Electronics, 1531 Industrial Street, Hudson, WI 54016**
3. Return shipping address: Be sure to include your return shipping address inside the box. We cannot ship to a PO Box.
4. RA number on carton: In large printing, write the R.A. number on the outside of each carton being returned.

RETURNING PRODUCT FOR EXCHANGE

The following procedure is for equipment that has failed out-of-box (within 10 days of purchase):

1. Customer must contact Viking's Technical Support at 715-386-8666 to determine possible causes for the problem. The customer **MUST** be able to step through recommended tests for diagnosis.
2. If the Technical Support Product Specialist determines that the equipment is defective based on the customer's input and troubleshooting, a Return Authorization (R.A.) number will be issued. This number is valid for fourteen (14) calendar days from the date of issue.
3. After obtaining the R.A. number, return the approved equipment to your distributor, referencing the R.A. number. Your distributor will then replace the product over Viking using the same R.A. number.
4. **The distributor will NOT exchange this product without first obtaining the R.A. number from you. If you haven't followed the steps listed in 1, 2 and 3, be aware that you will have to pay a restocking charge.**

LIMITED WARRANTY

Viking warrants its products to be free from defects in the workmanship or materials, under normal use and service, for a period of one year from the date of purchase from any authorized Viking distributor or 18 months from the date manufactured, whichever ever is greater. If at any time during the warranty period, the product is deemed defective or malfunctions, return the product to Viking Electronics, Inc., 1531 Industrial Street, Hudson, WI., 54016. Customer must contact Viking's Technical Support Department at 715-386-8666 to obtain a Return Authorization (R.A.) number.

This warranty does not cover any damage to the product due to lightning, over voltage, under voltage, accident, misuse, abuse, negligence or any damage caused by use of the product by the purchaser or others. This warranty does not cover non-EWP products that have been exposed to wet or corrosive environments.

NO OTHER WARRANTIES. VIKING MAKES NO WARRANTIES RELATING TO ITS PRODUCTS OTHER THAN AS DESCRIBED ABOVE AND DISCLAIMS ANY EXPRESS OR IMPLIED WARRANTIES OR MERCHANTABILITY OR FITNESS FOR ANY PARTICULAR PURPOSE.

EXCLUSION OF CONSEQUENTIAL DAMAGES. VIKING SHALL NOT, UNDER ANY CIRCUMSTANCES, BE LIABLE TO PURCHASER, OR ANY OTHER PARTY, FOR CONSEQUENTIAL, INCIDENTAL, SPECIAL OR EXEMPLARY DAMAGES ARISING OUT OF OR RELATED TO THE SALE OR USE OF THE PRODUCT SOLD HEREUNDER.

EXCLUSIVE REMEDY AND LIMITATION OF LIABILITY. WHETHER IN AN ACTION BASED ON CONTRACT, TORT (INCLUDING NEGLIGENCE OR STRICT LIABILITY) OR ANY OTHER LEGAL THEORY, ANY LIABILITY OF VIKING SHALL BE LIMITED TO REPAIR OR REPLACEMENT OF THE PRODUCT, OR AT VIKING'S OPTION, REFUND OF THE PURCHASE PRICE AS THE EXCLUSIVE REMEDY AND ANY LIABILITY OF VIKING SHALL BE SO LIMITED.

IT IS EXPRESSLY UNDERSTOOD AND AGREED THAT EACH AND EVERY PROVISION OF THIS AGREEMENT WHICH PROVIDES FOR DISCLAIMER OF WARRANTIES, EXCLUSION OF CONSEQUENTIAL DAMAGES, AND EXCLUSIVE REMEDY AND LIMITATION OF LIABILITY, ARE SEVERABLE FROM ANY OTHER PROVISION AND EACH PROVISION IS A SEPARABLE AND INDEPENDENT ELEMENT OF RISK ALLOCATION AND IS INTENDED TO BE ENFORCED AS SUCH.

Product Support: (715) 386-8666

Due to the dynamic nature of the product design, the information contained in this document is subject to change without notice. Viking Electronics, and its affiliates and/or subsidiaries assume no responsibility for errors and omissions contained in this information. Revisions of this document or new editions of it may be issued to incorporate such changes.