



The Panasonic WJ-MP204C Data Multiplex Unit allows for the remote control of multiple surveillance systems. The WJ-MP204C can operate up to four (4) camera functions, alarm setting and other system components with Panasonic's Video Multiplexers, the WJ-FS309 / FS316 by using **Panasonic Security Data (PS•Data)** link mode.

Connecting up to four (4) WJ-MP204C Data Multiplex Units in daisy chain connection allows expansion of the systems to include up to 16 cameras.

The Panasonic WJ-MP204C Multiplex Unit provides a cost-effective solution for your surveillance application.

Key Features

Basic function

- Four (4) camera inputs and selection.
- Operate the camera function and setup.
- Alarm resetting and suspension.
- Built-in two (2) way data communication modes for suite system application. **Panasonic Security Data (PS•Data)** link mode for Optional System Controller WV-CU360C and Video Multiplexer WJ-FS309 and WJ-FS316.
- **Camera Communication Data** mode for Matrix Switcher WJ-SX350, or Matrix System500.

Panasonic Security Data (PS•Data) link mode with optional System Controller WV-CU360C

- Camera selection (in daisy chain connection allows expansion of a system up to 16 cameras).
- Camera site setting and operation (Pan/Tilt/Zoom/Focus/Iris).
- Alarm resetting and suspension.
- Finely turned panning/tilting (WV-CS854A only).

with optional System Controller WV-CU360C and Video Multiplexers WJ-FS309/FS316/FS409/FS416/FS616C.

- Remote control of Panasonic Video Multiplexers are possible.
- Camera site setting and operation (Pan/Tilt/Zoom/Focus/Iris) are possible.
- Camera reset is possible.

Camera Communication Data mode

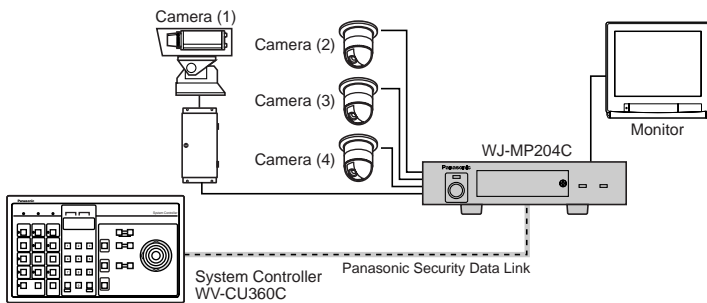
with optional Matrix Switcher WJ-SX350, or Matrix System500, using with RS485 data cables (max.4000ft length)

- Camera site setting and operation (Pan/Tilt/Zoom/Focus/Iris).
- Camera reset.

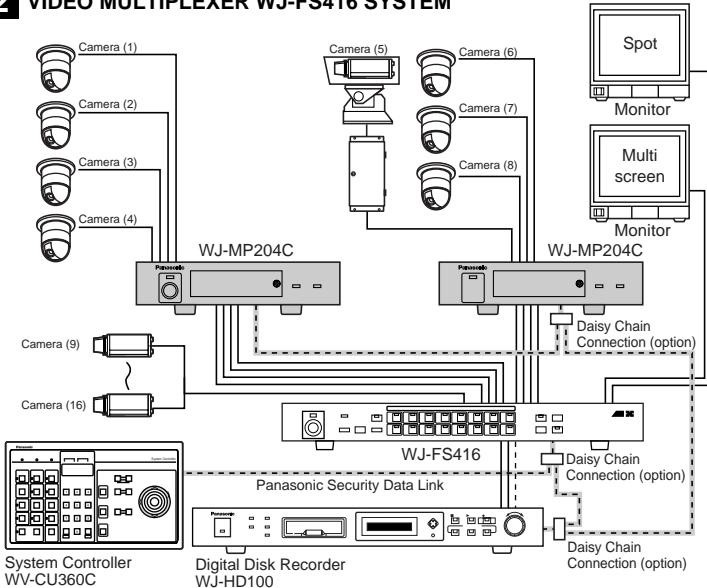


SYSTEM EXAMPLES

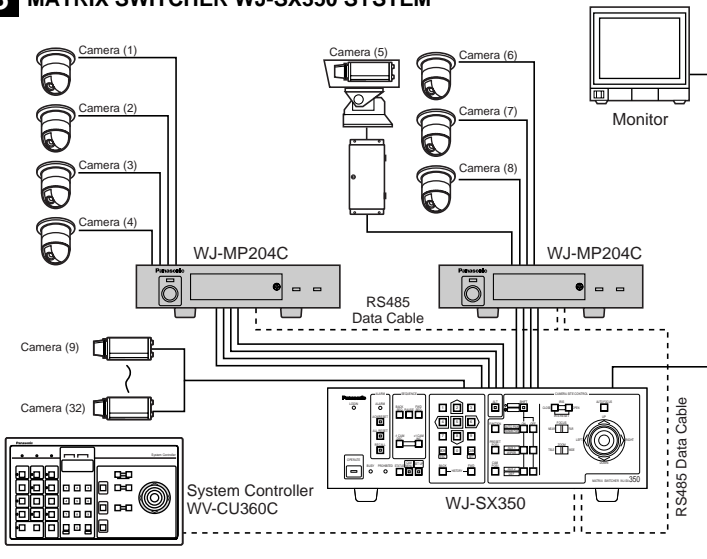
1 BASIC SYSTEM



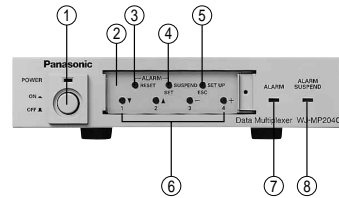
2 VIDEO MULTIPLEXER WJ-FS416 SYSTEM



3 MATRIX SWITCHER WJ-SX350 SYSTEM

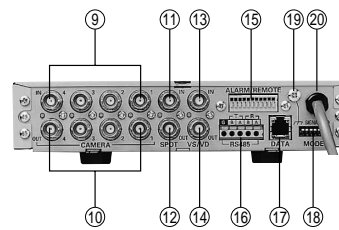


MAJOR OPERATING CONTROLS



Front View

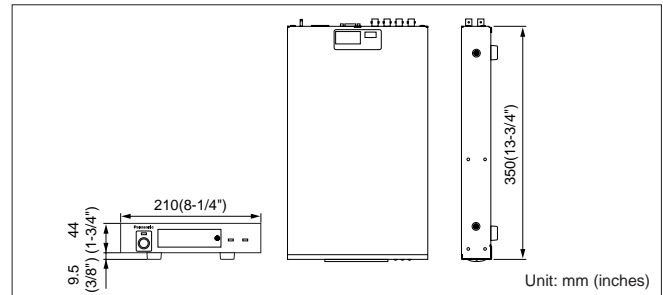
1. Power Switch
2. Unit Number Switch
3. Alarm Reset Button
4. Alarm Suspend/Set Button
5. ESC/Setup Button
6. Camera Selection Button
7. Alarm Indicator
8. Alarm Suspend Indicator



Rear View

9. Camera Input Connectors 1-4
10. Camera Output Connectors 1-4
11. Video Input Connector
12. Video Output Connector
13. VS/VD Input Connector
14. VS/VD Output Connector
15. Alarm/Remote Connector
16. RS-485 Terminal
17. Data Port
18. Dip Switch
19. Signal Ground Terminal
20. Power Cord

APPEARANCE



SPECIFICATIONS

Power Source	120 V AC, 60 Hz
Power Consumption	7 W
Video Input	1V [p-p] / 75Ω x 4
Spot Input	1V [p-p] / 75Ω x 1
VS/VD Input	VS (1V [p-p] / 75Ω), VD (4V [p-p] / 75Ω) x 1
Video Output	1V [p-p] / 75Ω (Looped through) x 4
Spot Output	1V [p-p] / 75Ω x 1 (Changeable Output from video input, or Spot input)
VS/VD Output	VS/VD IN (Looped through), or internal VD (4V [p-p] / 75Ω) x 1
Data Communication Standard	Based on RS485 (4-Line / 2-Line) Modular Jack x 1, or 5 pins terminator x 1
Alarm Input	4 (Changeable Alarm Output / Remote Input / Remote Output)
Alarm Output	1 (O.C.[16 V, 100 mA])
Alarm Resume Input	1 (No voltage contact)
Alarm Resume Output	1 (0/5 ↔ O.C.[16 V, 100 mA])
Spot Change Input	1 (No voltage contact)
Alarm Change Output	1 (O.C.[16 V, 100 mA])
Unit address	1-8 (Setting by Recover Switch)
Operating for System	Select the Camera, Alarm (Data/Display / Resume / Suspend), Setup, Camera, Lens, Housing, PAN / TILT, External device control
Ambient Operating Temperature	-10°C - + 50°C (14°F - 140°F)
Ambient Operating Humidity	Less than 90%
Dimensions	210 (W) x 44 (H) x 350 (D) mm [8-9/16" (W) x 1-3/4" (H) x 13-3/4" (D)]
Weight	2.6 kg (5.72 lbs.)

OPTIONAL ACCESSORIES

EIA 19-type Rack Mounting Brackets

WV-Q204/1
(for mounting one WJ-MP204C)

WV-Q204/2
(for mounting two WJ-MP204C)

Tools for Daisy Chain Connection

WV-CA48/10K (Cable Kit)

WV-CA48/50 (Cable)

WV-CA48/JN (Junction Unit)

WV-CA48/TN (Termination)

• Weights and dimensions are approximate. • Specifications are subject to change without notice. • These products may be subject to export control regulations.

Panasonic

Panasonic Security & Digital Imaging Company
A Division of Matsushita Electric Corporation of America

Security Systems Group

Executive Office : One Panasonic Way 3E-7, Secaucus, New Jersey 07094

Zone Office
Eastern : One Panasonic Way, Suite 3E-7, Secaucus, NJ 07094 (201) 348-7303
Western : 6550 Katella Ave., Cypress, CA 90630 (714) 373-7840

<http://cctv.panasonic.com/>

DISTRIBUTED BY:



PANASONIC CANADA INC.

5770 Ambler Drive, Mississauga, Ontario, L4W 2T3 Canada (905) 624-5010

PANASONIC SALES COMPANY

DIVISION OF MATSUSHITA ELECTRIC OF PUERTO RICO, INC.

San Gabriel Industrial Park 65th Infantry Ave. KM. 9.5 Carolina, P.R. 00985 (809) 750-4300

Printed in Japan
WJ-JHMP204T (2P-469C)