

Adjustable Web Tool Belt

- Strong, polypropylene webbing.
- Sliding adjuster fits the entire range of waist sizes up to 48" (1219 mm).
- Clasp buckle allows easy release.



5225

Cat. No.	Size	Width	Weight (lbs.)
5225	32" - 48" (813 mm - 1219 mm)	2-1/4" (57 mm)	.47

Heavy-Duty Embossed Tool Belts

- Strong, heavy-duty leather.
- Equipped with a double-tongue buckle.



5415

Cat. No.	Size	Width	Weight (lbs.)
5415S	32" - 40" (813 mm - 1016 mm)	2" (51 mm)	.63
5415	36" - 44" (914 mm - 1118 mm)	2" (51 mm)	.64
5415L	40" - 48" (1016 mm - 1219 mm)	2" (51 mm)	.64
5415XL	44" - 52" (1118 mm - 1321 mm)	2" (51 mm)	.65

Cotton/Polyester Blend Tool Belt w/Quick-Release Buckle

- NOT an occupational protective belt. ONLY use as a tool belt.
- Features a forged, quick-release buckle for emergency situations where the user has to quickly disengage the belt (for example, when working over water or in grain elevators).
- Must be worn over the user's harness and clothing so it will drop free when released.
- Belt is made of a mildew-resistant blend of cotton/polyester webbing for comfort and strength.



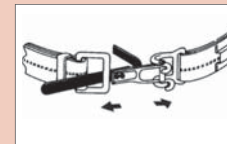
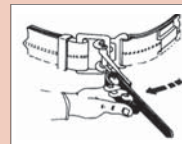

5425M

Cat. No.	Size	Weight (lbs.)
5425M	30" - 44" (762 mm - 1118 mm)	1.53
5425XL	38" - 58" (965 mm - 1473 mm)	1.67



Designed for Quick Release

1. Pull free end of release strap to disengage other end from retainer.
2. Pulling action rotates clasp to open position.
3. Disengaged clasp allows belt to separate.



All dimensions are in inches and (millimeters).

⚠WARNING: This is NOT an occupational protective belt.

⚠WARNING: NOT for fall arrest or back support.

