

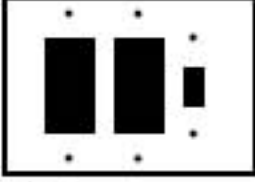










Standard Size Plastic and Metal Wallplates

Standard Size

Toggle Switch and Decora/GFCI		Residential Grade			Commercial Grade		
DESCRIPTION	COLOR	CAT. NO.	IND. NO.	METAL	CAT. NO.	IND. NO.	
 2-GANG 1-Toggle 1-Decora/GFCI	IVORY	80405-I	P126-I	BRASS	*	—	
	BLACK	80405-E	P126-BK	430 S/S	S126	S126	
	GRAY	80405-GY	P126-GRY	302 S/S	*	—	
	WHITE	80405-W	P126-W				
	BROWN	80405	P126				
ALMOND	80405-A	P126-A					
 3-GANG 2-Toggles 1-Decora/GFCI	IVORY	80421-I	P226-I	BRASS	*	—	
	BLACK	80421-E	P226-BK	430 S/S	*	—	
	WHITE	80421-W	P226-W	302 S/S	84421-40	S226-N	
	BROWN	80421	P226				
	ALMOND	80421-A	P226-A				
 3-GANG 2-Decora/GFCI 1-Toggle	IVORY	80431-I	P1262-I	BRASS	*	—	
	GRAY	80431-GY	P1262-GRY	430 S/S	*	—	
	WHITE	80431-W	P1262-W	302 S/S	*	—	
	BROWN	80431	P1262				
	ALMOND	80431-A	P1262-A				
 4-GANG 3-Toggles 1-Decora/GFCI	IVORY	P326-I	P326-I	BRASS	*	—	
	WHITE	P326-W	P326-W	430 S/S	*	—	
	BROWN	P326	P326	302 S/S	*	—	
	ALMOND	P326-A	P326-A				
 4-GANG 2-Toggles 2-Decora/GFCI	IVORY	P2262-I†	P2262-I	BRASS	*	—	
	WHITE	P2262-W†	P2262-W	430 S/S	*	*	
				302 S/S	*	—	
 5-GANG 4-Toggles 1-Decora/GFCI	—	—	—	BRASS	*	—	
				430 S/S	*	—	
				302 S/S	S426-N	S426-N	

Toggle Switch and Blank — Box Mount and Strap Mount

DESCRIPTION	COLOR	CAT. NO.	IND. NO.	METAL	CAT. NO.	IND. NO.
 2-GANG 1-Toggle 1-Blank, Strap Mount	—	—	—	ALUM	*	—
				BRASS	*	—
				430 S/S	*	—
				302 S/S	84077-40	S114-N
 3-GANG 2-Toggles 1-Blank, Strap Mount	—	—	—	BRASS	*	—
				430 S/S	*	—
				302 S/S	S214-N	S214-N
 2-GANG 1-Toggle 1-Blank, Box Mount	IVORY	86006	P113-I	BRASS	*	—
	WHITE	88006	P113-W	430 S/S	*	—
	GRAY	87006	P113-GY	302 S/S	84006-40	S113-N
	BROWN	85006	P113			

*Consult the end of this Wallplates section for ordering details: allow 3–4 weeks for delivery.

†Painted metal wallplate.

All devices are UL Listed and CSA Certified.